NPT RECYCLING

NEATH PORT TALBOT (RECYCLING) LTD

Material Recovery & Energy Centre
Crymlyn Burrows, Swansea SA1 8PZ
Telephone 01792 641901
Fax: 01792 465188

Karen Dunn
PIR Regulatory Officer
Environment Agency Wales
Maes Newydd
Llandarcy
Neath Port Talbot
SA10 6JQ

11th August 2014

Dear Karen,

Permit Number: BJ5775IF
Re: Emissions Monitoring For July 2014

In accordance with the permit BJ5775IF please find enclosed the following monitoring results for the month of July 2014.

- Water monitoring results, form S3/W1
- Water monitoring results, form S3/S1
- VOC emissions for emission point A1, form S3/AIR1
- HCL emissions for emission point A1, form S3/AIR1
- SOx emissions for emission point A1, form S3/AIR1
- NOx emissions for emission point A1, form S3/AIR1
- CO emissions for emission point A1, form S3/AIR1
- NH3 emissions for emission point A1, form S3/AIR1
- Particulate emissions for emission point A1, form S3/AIR1
- Period of abnormal operations, form S3/O2
- Monthly Waste Input/Output, form S3/R2
- Form Number: BJ5775 – Ash 1

Emission point A2 is not connected to any plant equipment; please accept this letter in place of all parameters regarding A2.

As highlighted in September the Waste to Energy Plant has been mothballed for the short term and a NIL result has been posted for all emissions to air.

If you require any further information, please do not hesitate to contact me.

Yours sincerely

Kevin Stewart
Health & Safety Manager
Neath Port Talbot (Recycling) Ltd

NPT RECYCLING LTD

NEATH PORT TALBOT
(RECYCLING) LTD

Material Recovery & Energy Centre
Crymlyn Burrows, SWANSEA, SA1 8PZ
TELEPHONE 01792 641901
FAX 01792 455188

Release Point W1			
Week Ending	**Oil and Grease (Visual Check)**	**Suspended solids (mg/l)**	**Ph**
03/07/2014	None Apparent	21mg/l	7.20
10/07/2014	None Apparent	30mg/l	6.90
17/07/2014	None Apparent	39mg/l	6.90
24/07/2014	None Apparent	23mg/l	6.90
31/07/2014	None Apparent	20mg/l	6.90

Signed on behalf of the operator:

Date: 11th August 2014

NPT RECYCLING LTD

NEATH PORT TALBOT (RECYCLING) LTD
Material Recovery & Energy Centre
Crymlyn Burrows, SWANSEA, SA1 8PZ
TELEPHONE 01792 641901
FAX 01792 465168

Release Point S1			
Week	**Total suspended solids (limit = 500mg/l) [mg/l]**	**Total Petroleum Hydrocarbons (Limit = 100mg/l)**	**Total sulphate (Limit = 1g/l) [mg/l]**
03/07/2014	30mg/l	<1mg/l	66mg/l
Week	**COD (limit = 1000mg/l) @ daily flow of 20m3**	**Total sulphite (expressed as SO3) (Limit = 50 mg/l)**	**Total sulphide (Limit = 3mg/l)**
03/07/2014	94mg/l	<1mg/l	<1mg/l

Week	pH [Range = 6.0 to 10.0]		Temp. [C] [Limit = 40C]		Flow Rate [l/s] [Limit = 1.5]		Daily Flow [m3] [Daily Limit = 20m3]
	Max	Min	max	min	Max	Min	
03/07/2014	6.76	6.46	20.9	21.5	1.5	1	5
10/07/2014	7.62	6.84	21.8	20.9	1.5	1	5
17/07/2014	7.32	6.58	21.3	21.1	1.5	1	5
24/07/2014	8.39	8.21	24.8	23.1	1.5	1	5
31/07/2014	8.53	6.78	23.2	23.0	1.5	1	5

Signed on behalf of the operator:

Date: 11th August 2014

NPT RECYCLING LTD

NEATH PORT TALBOT (RECYCLING) LTD
Material Recovery & Energy Centre
Crymlyn Burrows, SWANSEA, SA1 8PZ
TELEPHONE 01792 641901
FAX 01792 465188

Release Point S1			
Week	**Total suspended solids (limit = 500mg/l) [mg/l]**	**Total Petroleum Hydrocarbons (Limit = 100mg/l)**	**Total sulphate (Limit = 1g/l) [mg/l]**
10/06/2014	53mg/l	<1mg/l	69mg/l
Week	**COD (limit = 1000mg/l) @ daily flow of 20m3**	**Total sulphite (expressed as SO3) (Limit = 50 mg/l)**	**Total sulphide (Limit = 3mg/l)**
10/06/2014	128mg/l	<1mg/l	<1mg/l

Week	pH [Range = 6.0 to 10.0]		Temp. [C] [Limit = 40C]		Flow Rate [l/s] [Limit = 1.5]		Daily Flow [m3] [Daily Limit = 20m3]
	Max	Min	max	min	Max	Min	
05/06/2014	7.07	6.67	18.4	17.5	1.5	1	5
12/06/2014	8.58	6.86	20.2	19.1	1.5	1	5
19/06/2014	8.37	6.78	21.0	20.3	1.5	1	5
26/06/2014	7.15	7.83	20.0	21.9	1.5	1	5

Signed on behalf of the operator:

Date: 8th July 2014

Form S3/S1

CORRECT RESULTS FOR JUNE - GAVE JULY RESULTS BY MISTAKE

Permit Reference Number: **BJ5775IF** Operator: **Neath Port Talbot (Recycling) Ltd**

Installation: **Material Recovery and Energy Centre** Form No: **Agency Form/BJ5575/A3/Form Dated 0512/05**

Reporting of Continuously Monitored Emissions to Air for VOC Emissions Point A1 for the Month of July 2014

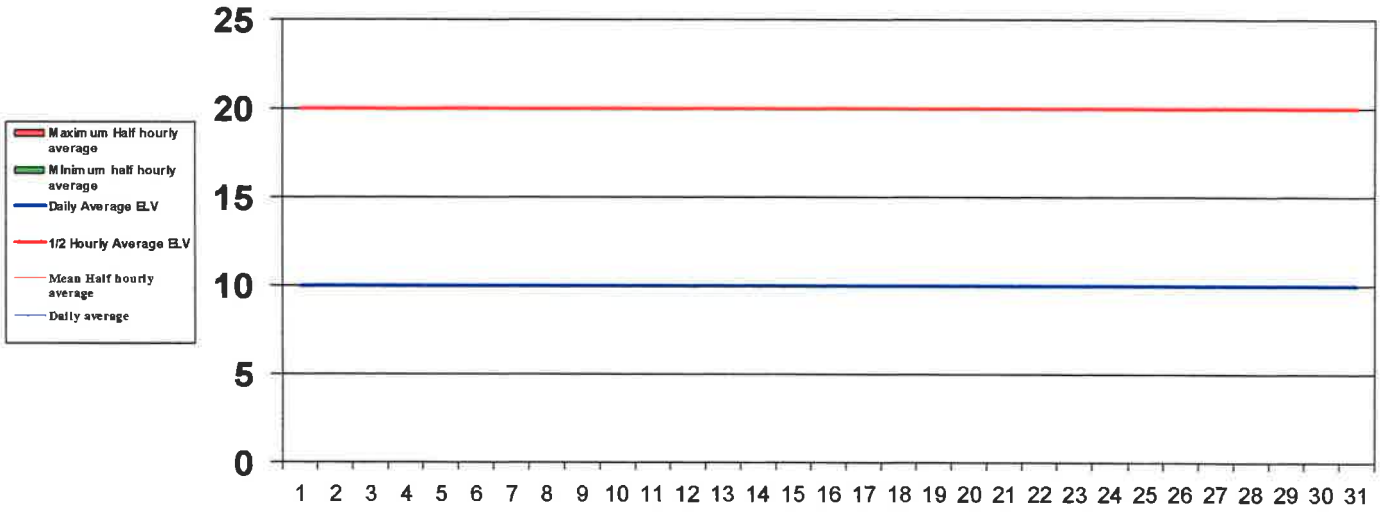

	Monthly summary		Date	1	2	3	4	5	6	7	8	9	10	11	12	13	14	15	16	17	18	19	20	21	22	23	24	25	26	27	28	29	30	31
Half-hourly average			Half-Hour average ELV	20	20	20	20	20	20	20	20	20	20	20	20	20	20	20	20	20	20	20	20	20	20	20	20	20	20	20	20	20	20	20
	Monthly Maximum	0	Maximum half hourly average																															
	Monthly mean	#DIV/0!	Mean half hourly average																															
	Monthly minimum	0	Minimum half hourly average																															
	Total Invalid results	0	No of half hourly results																															
			No of invalid results																															
	Sum of Exceedances	0	No of exceedances																															
Daily average			Daily average ELV	10	10	10	10	10	10	10	10	10	10	10	10	10	10	10	10	10	10	10	0	0	10	10	10	10	10	10	10	10	10	10
	Monthly Maximum	0	Daily average																															
	No of invalid days		Value Valid?	Y	Y	Y	Y	Y	Y	Y	Y	Y	Y	Y	Y	Y	Y	Y	Y	Y	Y	Y	0	0	Y	Y	Y	Y	Y	Y	Y	Y	Y	Y
	Sum of Exceedances	#DIV/0!	Value Exceeds ELV?	N	N	N	N	N	N	N	N	N	N	N	N	N	N	N	N	N	N	N	N	N	N	N	N	N	N	N	N	N	N	N

Signed

Date 11/08/2014

Permit Reference Number: **BJ5775IF** Operator: Neath Port Talbot (Recycling) Ltd

Installation: **Material Recovery and Energy Centre** Form No: Agency Form/BJ5575/A3/Form Dated 0512/05

Reporting of Continuously Monitored Emissions to Air for Hydrogen Chloride Emissions Point A1 for the Month of July 2014

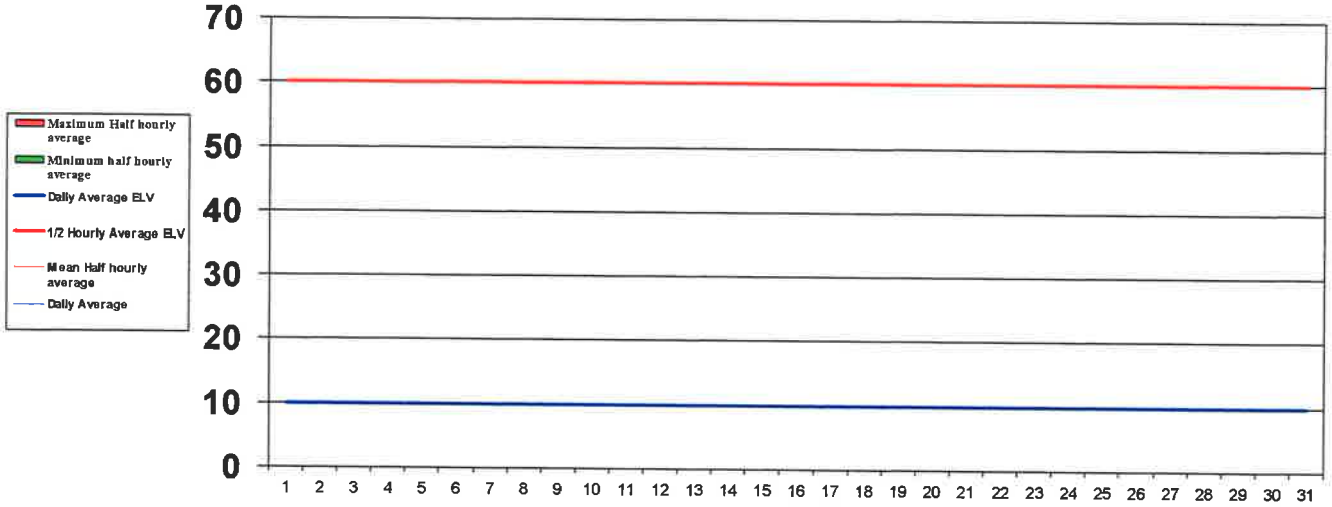

	Monthly summary		Date	1	2	3	4	5	6	7	8	9	10	11	12	13	14	15	16	17	18	19	20	21	22	23	24	25	26	27	28	29	30	31
Half-hourly average			Half-Hour average ELV	60	60	60	60	60	60	60	60	60	60	60	60	60	60	60	60	60	60	60	60	60	60	60	60	60	60	60	60	60	60	60
	Monthly Maximum	0	Maximum half hourly average																															
	Monthly mean	#DIV/0!	Mean half hourly average																															
	Monthly minimum	0	Minimum half hourly average																															
	Total Invalid results	0	No of half hourly results																															
			No of Invalid results																															
	Sum of Exceedances	0	No of exceedances																															
Daily average			Daily average ELV	10	10	10	10	10	10	10	10	10	10	10	10	10	10	10	10	10	10	10	10	10	10	10	10	10	10	10	10	10	10	10
	Monthly Maximum	0	Daily average																															
	No of Invalid days	#DIV/0!	Value Valid?	Y	Y	Y	Y	Y	Y	Y	Y	Y	Y	Y	Y	Y	Y	Y	Y	Y	Y	Y	Y	Y	Y	Y	Y	Y	Y	Y	Y	Y	Y	Y
	Sum of Exceedances		Value Exceeds ELV?	N	N	N	N	N	N	N	N	N	N	N	N	N	N	N	N	N	N	N	N	N	N	N	N	N	N	N	N	N	N	N
		#DIV/0!																																

Signed _____ Date 11/08/2014

Permit Reference Number: **BJ5775IF** Operator: **Neath Port Talbot (Recycling) Ltd**

Installation: **Material Recovery and Energy Centre** Form No: **Agency Form/BJ5575/A3/Form Dated 0512/05**

Reporting of Continuously Monitored Emissions to Air for Sulphur Dioxide Emissions Point A1 for the Month of July 2014

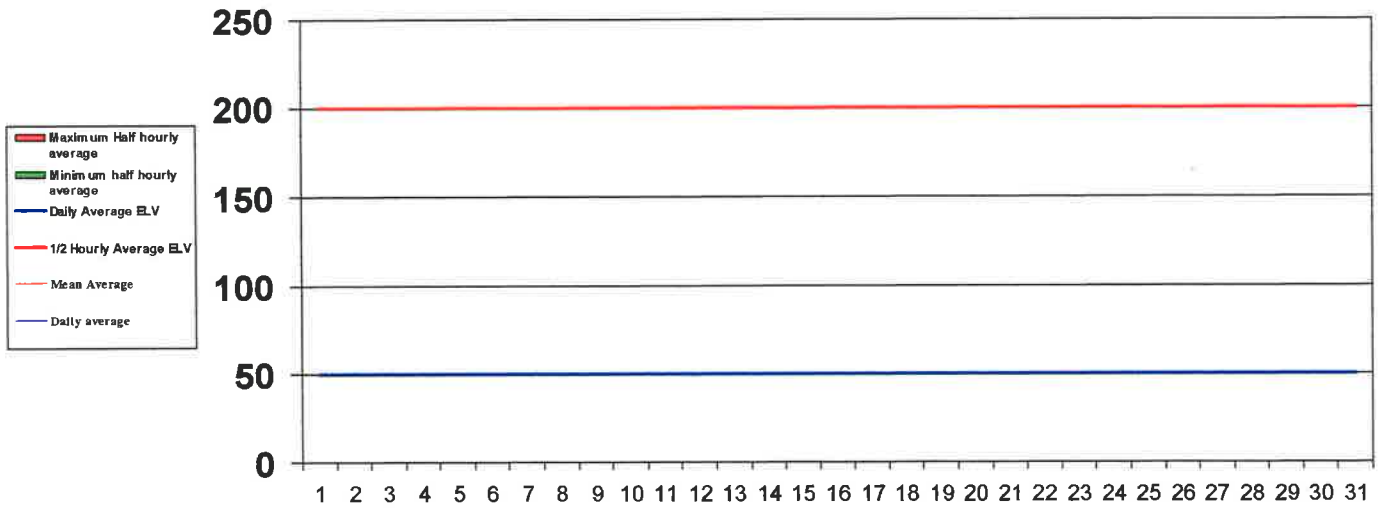

	Monthly summary		Date	1	2	3	4	5	6	7	8	9	10	11	12	13	14	15	16	17	18	19	20	21	22	23	24	25	26	27	28	29	30	31
Half-hourly average			Half-Hour average ELV	200	200	200	200	200	200	200	200	200	200	200	200	200	200	200	200	200	200	200	200	200	200	200	200	200	200	200	200	200	200	200
	Monthly Maximum	0	Maximum half hourly average																															
	Monthly mean	#DIV/0!	Mean half hourly average																															
	Monthly minimum	0	Minimum half hourly average																															
	Total invalid results	0	No of half hourly results																															
			No of invalid results																															
	Sum of Exceedances	0	No of exceedances																															
Daily average			Daily average ELV	50	50	50	50	50	50	50	50	50	50	50	50	50	50	50	50	50	50	50	50	50	50	50	50	50	50	50	50	50	50	50
	Monthly Maximum	0	Daily average																															
	No of invalid days		Value Valid?	Y	Y	Y	Y	Y	Y	Y	Y	Y	Y	Y	Y	Y	Y	Y	Y	Y	Y	Y	Y	Y	Y	Y	Y	Y	Y	Y	Y	Y	Y	Y
	Sum of Exceedances	#DIV/0!	Value Exceeds ELV?	N	N	N	N	N	N	N	N	N	N	N	N	N	N	N	N	N	N	N	N	N	N	N	N	N	N	N	N	N	N	N

Signed

Date 11/08/2014

Permit Reference Number: **BJ5775IF** Operator: **Neath Port Talbot (Recycling) Ltd**

Installation: **Material Recovery and Energy Centre** Form No: **Agency Form/BJ5575/A3/Form Dated 0512/05**

Reporting of Continuously Monitored Emissions to Air for Oxides of Nitrogen Emissions Point A1 for the Month of July 2014

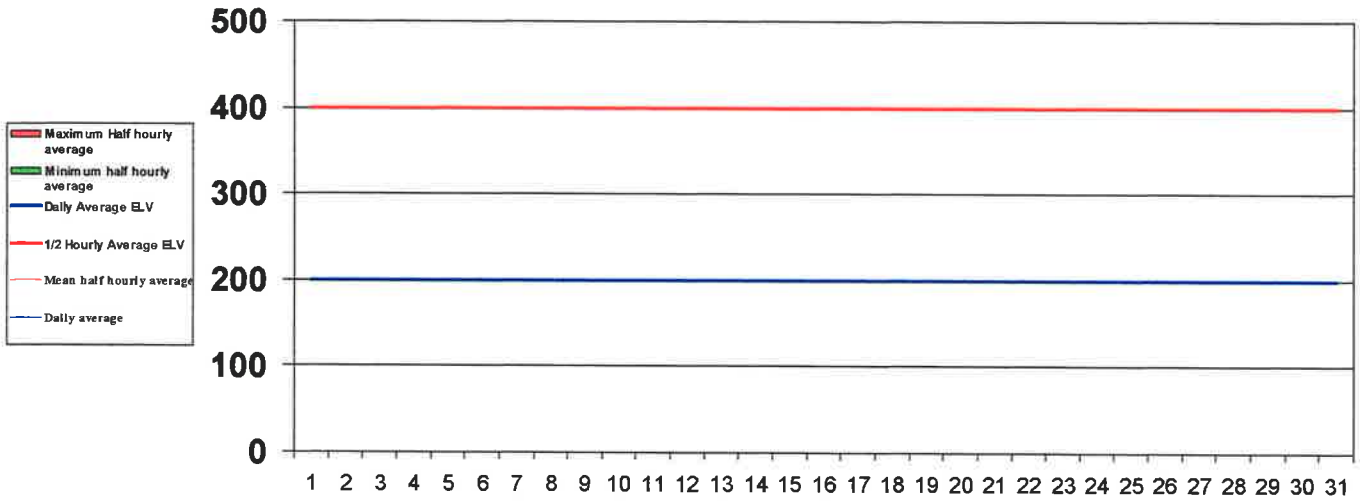

	Monthly summary		Date	1	2	3	4	5	6	7	8	9	10	11	12	13	14	15	16	17	18	19	20	21	22	23	24	25	26	27	28	29	30	31
Half-hourly average			Half-Hour average ELV	400	400	400	400	400	400	400	400	400	400	400	400	400	400	400	400	400	400	400	400	400	400	400	400	400	400	400	400	400	400	400
	Monthly Maximum	0	Maximum half hourly average																															
	Monthly mean	#DIV/0!	Mean half hourly average																															
	Monthly minimum	0	Minimum half hourly average																															
	Total invalid results		No of half hourly results																															
			No of invalid results																															
	Sum of Exceedances	0	No of exceedances																															
Daily average			Daily average ELV	200	200	200	200	200	200	200	200	200	200	200	200	200	200	200	200	200	200	200	200	200	200	200	200	200	200	200	200	200	200	200
	Monthly Maximum	0	Daily average																															
	No of invalid days		Value Valid?	Y	Y	Y	Y	Y	Y	Y	Y	Y	Y	Y	Y	Y	Y	Y	Y	Y	Y	Y	Y	Y	Y	Y	Y	Y	Y	Y	Y	Y	Y	Y
	Sum of Exceedances	#DIV/0!	Value Exceeds ELV?	N	N	N	N	N	N	N	N	N	N	N	N	N	N	N	N	N	N	N	N	N	N	N	N	N	N	N	N	N	N	N

Signed _____ Date 11/08/2014

Permit Reference Number: **BJ5775IF** Operator: **Neath Port Talbot (Recycling) Ltd**

Installation: **Material Recovery and Energy Centre** Form No: **Agency Form/BJ5575/A3/Form Dated 0512/05**

Reporting of Continuously Monitored Emissions to Air for Carbon Monoxide Emissions Point A1 for the Month of July 2014

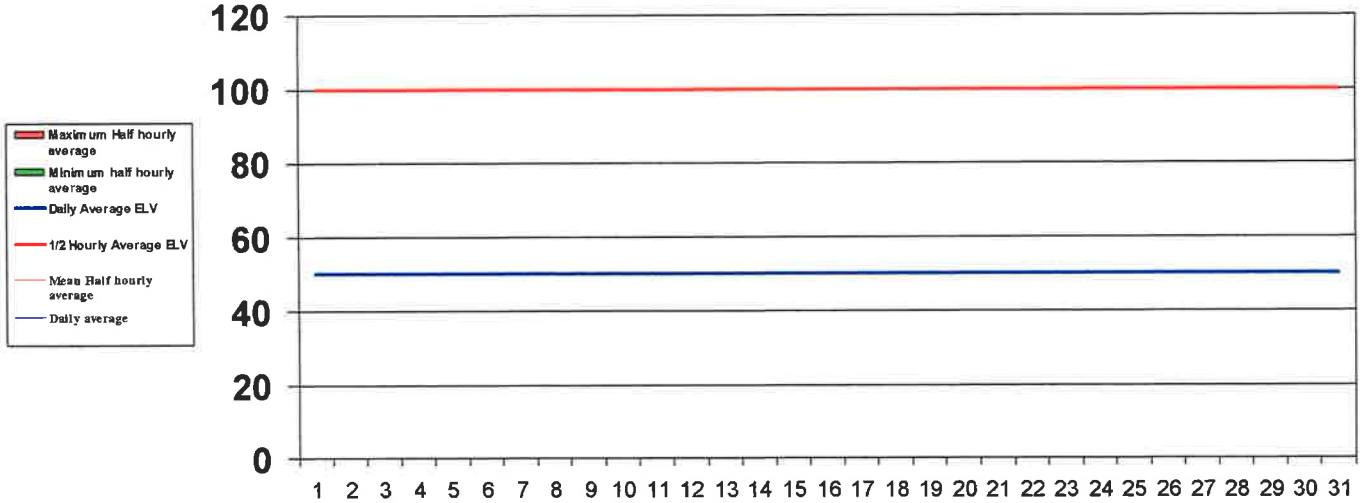

	Monthly summary		Date	1	2	3	4	5	6	7	8	9	10	11	12	13	14	15	16	17	18	19	20	21	22	23	24	25	26	27	28	29	30	31
Half-hourly average			Half-Hour average ELV	100	100	100	100	100	100	100	100	100	100	100	100	100	100	100	100	100	100	100	100	100	100	100	100	100	100	100	100	100	100	100
	Monthly Maximum	0	Maximum half hourly average																															
	Monthly mean	#DIV/0!	Mean half hourly average																															
	Monthly minimum	0	Minimum half hourly average																															
	Total invalid results	0	No of half hourly results																															
			No of invalid results																															
	Sum of Exceedances	0	No of exceedances																															
Daily average			Daily average ELV	50	50	50	50	50	50	50	50	50	50	50	50	50	50	50	50	50	50	50	50	50	50	50	50	50	50	50	50	50	50	50
	Monthly Maximum	0	Daily average																															
	No of invalid days		Value Valid?	Y	Y	Y	Y	Y	Y	Y	Y	Y	Y	Y	Y	Y	Y	Y	Y	Y	Y	Y	Y	Y	Y	Y	Y	Y	Y	Y	Y	Y	Y	Y
	Sum of Exceedances	#DIV/0!	Value Exceeds ELV?	N	N	N	N	N	N	N	N	N	N	N	N	N	N	N	N	N	N	N	N	N	N	N	N	N	N	N	N	N	N	N

Signed

Date 11/08/2014

Permit Reference Number: **BJ5775IF** Operator: **Neath Port Talbot (Recycling) Ltd**

Installation: **Material Recovery and Energy Centre** Form No: **Agency Form/BJ5575/A3/Form Dated 0512/05**

Reporting of Continuously Monitored Emissions to Air for Ammonia Emissions Point A1 for the Month of July 2014

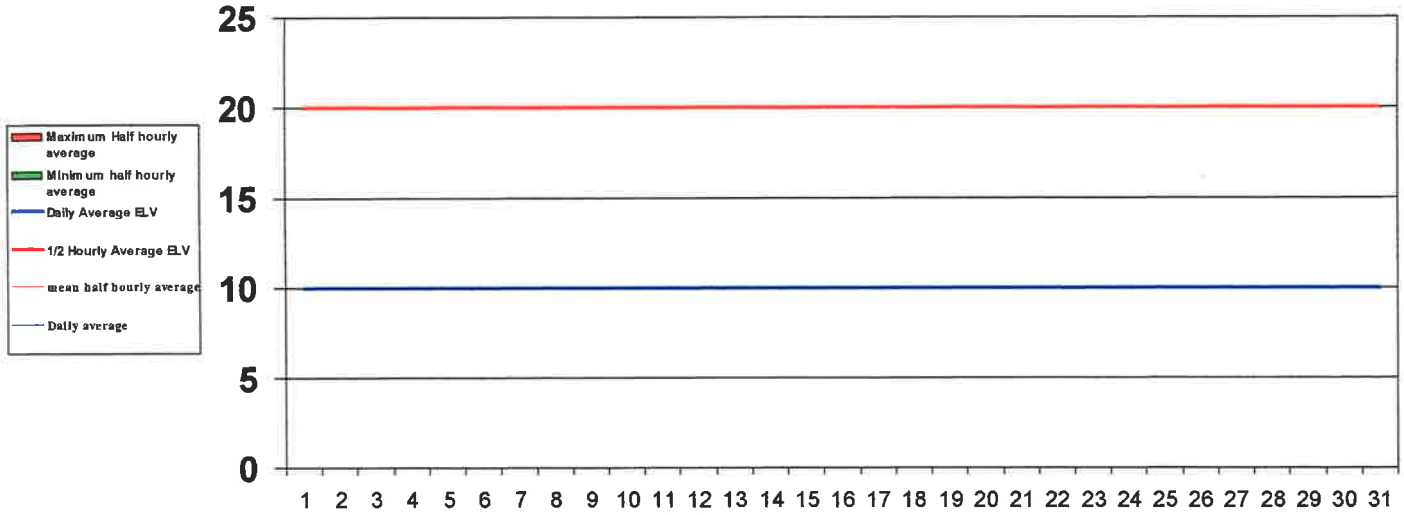

	Monthly summary		Date	1	2	3	4	5	6	7	8	9	10	11	12	13	14	15	16	17	18	19	20	21	22	23	24	25	26	27	28	29	30	31
Half-hourly average			Half-Hour average ELV	20	20	20	20	20	20	20	20	20	20	20	20	20	20	20	20	20	20	20	20	20	20	20	20	20	20	20	20	20	20	20
	Monthly Maximum	0	Maximum half hourly average																															
	Monthly mean	#DIV/0!	Mean half hourly average																															
	Monthly minimum	0	Minimum half hourly average																															
	Total Invalid results	0	No of half hourly results																															
			No of Invalid results																															
	Sum of Exceedances	0	No of exceedances																															
Daily average			Daily average ELV	10	10	10	10	10	10	10	10	10	10	10	10	10	10	10	10	10	10	10	0	0	10	10	10	10	10	10	10	10	10	10
	Monthly Maximum	0																																
	No of Invalid days		Value Valid?	Y	Y	Y	Y	Y	Y	Y	Y	Y	Y	Y	Y	Y	Y	Y	Y	Y	Y	Y	Y	Y	Y	Y	Y	Y	Y	Y	Y	Y	Y	Y
	Sum of Exceedances	#DIV/0!	Value Exceeds ELV?	N	N	N	N	N	N	N	N	N	N	N	N	N	N	N	N	N	N	N	N	N	N	N	N	N	N	N	N	N	N	N

Signed

Date 11/08/2014

Permit Reference Number: **BJ5775IF** Operator: Neath Port Talbot (Recycling) Ltd

Installation: **Material Recovery and Energy Centre** Form No: Agency Form/BJ5575/A3/Form Dated 0512/05

Reporting of Continuously Monitored Emissions to Air for Particulates Emissions Point A1 for the Month of July 2014

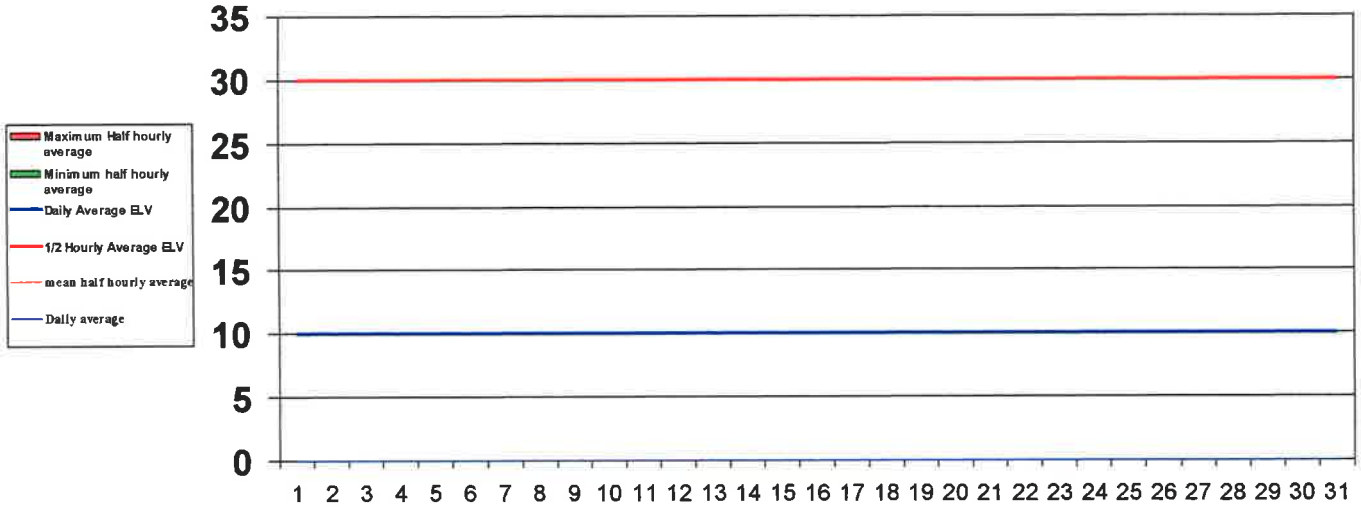

	Monthly summary		Date	1	2	3	4	5	6	7	8	9	10	11	12	13	14	15	16	17	18	19	20	21	22	23	24	25	26	27	28	29	30	31
Half-hourly average			Half-Hour average ELV	30	30	30	30	30	30	30	30	30	30	30	30	30	30	30	30	30	30	30	30	30	30	30	30	30	30	30	30	30	30	30
	Monthly Maximum	0	Maximum half hourly average																															
	Monthly mean	0	Mean half hourly average																															
	Monthly minimum	0	Minimum half hourly average																															
	Total Invalid results	0	No of half hourly results																															
			No of Invalid results																															
	Sum of Exceedances	0	No of exceedances																															
Daily average			Daily average ELV	10	10	10	10	10	10	10	10	10	10	10	10	10	10	10	10	10	10	10	10	10	10	10	10	10	10	10	10	10	10	10
	Monthly Maximum	0	Daily average																															
	No of Invalid days		Value Valid?	Y	Y	Y	Y	Y	Y	Y	Y	Y	Y	Y	Y	Y	Y	Y	Y	Y	Y	Y	Y	Y	Y	Y	Y	Y	Y	Y	Y	Y	Y	Y
	Sum of Exceedances	#DIV/0!	Value Exceeds ELV?	N	N	N	N	N	N	N	N	N	N	N	N	N	N	N	N	N	N	N	N	N	N	N	N	N	N	N	N	N	N	N

Signed _____ Date 11/08/2014

Form S3/O2

OPERATIONAL INFORMATION
REPORTING OF MONITORING DATA
ABNORMAL OPERATION SUMMARY FOR THE MONTH – July 2014

Operator: Neath Port Talbot (Recycling) Ltd
Location: Materials Recovery & Energy Centre, Crymlyn Burrows, Swansea, SA1 8PZ
Permit Number: BJ5775IF

Table S3/O2: Abnormal Operation			
Emissions to Air: Exceedance Periods			
Date	Hours	Cumulative hours to date (60 hours maximum per calendar year)	Comments
Jan 14	Zero	Zero	Total up to and including January 2014
Feb 14	Zero	Zero	Total up to and including February 2014
Mar 14	Zero	Zero	Total up to and including March 2014
April 14	Zero	Zero	Total up to and including April 2014
May 14	Zero	Zero	Total up to and including May 2014
June 14	Zero	Zero	Total up to and including June 2014
July 14	Zero	Zero	Total up to and including July 2014

Signed on behalf of the Operator: .....

Dated: 11th August 2014

Monthly Waste Input/Output Return

Operator: Neath Port Talbot (Recycling) Ltd

Location: Materials Recovery & Energy Centre, Crymlyn Burrows, Swansea SA1 8PZ

Permit Number: BJ5775IF

Waste Input/Output Returns For the Year 1st January 2014 to 31st December 2014

	Jan-14	Feb-14	Mar-14	Apr-14	May-14	Jun-14	Jul-14	Aug-14	Sep-14	Oct-14	Nov-14	Dec-14	Annual Total
Waste Received (tonnes)													
NPT Refuse collection	3,052.96	2,423.76	2,570.86	2,657.72	2,666.80	2,490.46	2,517.92						18,380.48
NPT Probation Services	3.88	2.16	3.50	9.74	1.90	3.56	7.38						32.12
NPT Grounds Maintenance	0.00	0.00	0.00	0.00	0.00	0.00	0.00						0.00
NPT Cleansing dept	0.00	0.00	0.00	0.00	0.00	0.00	0.00						0.00
NPT Street Cleansing	0.00	0.00	0.00	0.00	0.00	0.00	0.00						0.00
NPT CA Sites	65.24	21.98	25.90	19.46	48.84	31.22	46.50						259.14
NPT kerbside collections	1,505.28	1,157.96	1,444.24	1,841.52	2,018.60	2,004.42	2,083.10						12,055.12
NPT recycling Banks collections	0.00	10.74	2.94	3.22	5.30	0.28	4.00						26.48
NPT Gully Suckers	0.00	0.00	0.00	0.00	0.00	0.00	0.00						0.00
													0.00
Carmarthen Recycling	140.18	182.54	0.00	0.00	0.00	0.00	0.00						322.72
													0.00
Derwent Plant Trial Load	0.00	0.00	0.00	7.72	0.00	0.00	0.00						7.72
A J Recycling	61.60	48.38	0.00	65.08	24.30	63.66	44.66						307.68
Site serve Trial Loads	0.00	0.00	0.00	0.00	0.00	0.00	0.00						0.00
EPS (SRCL) Premixed wastes (WTE)	0.00	0.00	0.00	0.00	0.00	0.00	0.00						0.00
Peters Pies	24.14	34.10	34.58	32.96	32.78	28.92	37.60						225.08
Bridgend Refuse collection	2,262.38	1,753.66	1,841.12	1,912.88	1,913.76	1,788.06	1,899.04						13,370.90
Bridgend Civic Amenity	379.24	283.12	338.32	374.80	366.28	381.42	386.76						2,509.94
EPS Baling Material (Fuel Prep)	0.00	0.00	0.00	0.00	0.00	0.00	0.00						0.00
AJ Recycling MSW	0.00	0.00	864.74	871.38	978.66	869.64	950.22						4,534.64
													0.00
													0.00
													0.00
													0.00
													0.00
													0.00
Total Received	7,494.90	5,918.40	7,126.20	7,796.48	8,057.22	7,661.64	7,977.18	0.00	0.00	0.00	0.00	0.00	52,032.02
Recyclate Sales													
Non Ferrous Cans (NPT) MSW Line					1.72	0.00	0.00						1.72
Ferrous Cans (NPT) MSW Line		0.00	0.00	0.00	3.54	0.00	0.00						3.54
Non Ferrous Metals (BRI&NPT & BG)	18.96	0.00	0.00	0.00	10.92	7.46	0.00						37.34
Ferrous Residual	458.76	238.08	316.72	270.16	359.30	288.54	311.24						2,242.80
Hinkcroft Drdf Bales	1,246.72	1,163.84	582.00	1,130.80	880.04	2,128.76	1,579.26						8,711.42
TEXTILES	30.18	29.14	12.70	29.54	27.96	5.90	24.36						159.78
Paper(NPT)	281.70	190.88	116.92	136.96	131.82	166.24	112.78						1,137.30
Gen Ferrous scrap	0.00	0.00	9.92	45.58	6.38	0.00	0.00						61.88
Mixed Glass & Cans	468.42	246.74	307.90	323.56	279.10	313.60	161.42						2,100.74
Plastics (NPT Kerbside)	140.20	104.60	114.80	68.94	66.16	98.60	190.06						783.36
FOOD WASTE	436.20	315.90	317.96	324.18	371.66	330.32	363.00						2,459.22
Drdf Fuel Cemex	1,253.22	510.80	3,290.36	2,859.60	2,979.86	1,267.94	1,480.94						13,642.72
Cardboard	397.88	254.78	289.30	329.70	278.04	277.02	416.72						2,243.44
Green waste(NPT)	62.18	41.16	294.34	580.98	802.24	949.66	703.70						3,434.26
NPT K/side Glass	0.00	0.00	0.00	0.00	0.00	0.00	1.88						1.88
Glass from MSW line	0.00	0.00	0.00	0.00	13.44	0.00	0.00						13.44
Total Recycle Sales Tonnes	4,794.42	3,095.92	5,652.92	6,100.00	6,212.18	5,834.04	5,345.36	0.00	0.00	0.00	0.00	0.00	37,034.84
Fly ash For treatment	0.00	0.00	0.00	0.00	0.00	0.00	0.00			0.00	0.00	0.00	0.00
Waste to landfill													
Process Rejects	157.82	62.42	0.00	0.00	0.00	0.00	0.00						220.24
65mm dry Drdf	0.00	0.00	0.00	0.00	0.00	0.00	94.62						94.62
Pellet Rejects	0.00	0.00	0.00	0.00	0.00	0.00	0.00						0.00
Organic rejects	430.10	396.72	446.18	574.86	591.82	620.30	604.68						3,664.66
Deg household Waste	0.00	0.00	0.00	0.00	0.00	0.00	0.00						0.00
Bottom Ash Sent to landfill	0.00		0.00	0.00	0.00	0.00	0.00						0.00
Total waste to landfill	587.92	459.14	446.18	574.86	591.82	620.30	699.30	0.00	0.00	0.00	0.00	0.00	3,979.52
Drdf Incinerated	0.00	0.00	0.00	0.00	0.00	0.00	0.00						0.00
Monthly Diversion %	92.16%	92.24%	93.74%	92.63%	92.65%	91.90%	91.23%	#DIV/0!	#DIV/0!	#DIV/0!	#DIV/0!	#DIV/0!	92.35%

11TH August 2014

NPT RECYCLING LTD

NEATH PORT TALBOT
(RECYCLING) LTD

Material Recovery & Energy Centre
Crymlyn Burrows, SWANSEA, SA1 6PZ
TELEPHONE 01792 641901
FAX 01792 465188

Form Number: BJ5775 – Ash 1

Reporting of Ash Composition for the Period from July 1st 2014 to July 31st 2014 – No Bottom Ash was produced – ***Nil Result***

Ash Composition TOC & LOI:				
	TOC (%)	Limit (%)	LOI (%)	Limit (%)
Bottom Ash (Line 1 – incinerators 1 & 2 combined		**3**		**5**
Bottom Ash (Line 2 – incinerators 1 & 2 combined		**3**		**5**

Ash Composition (Metals, Dioxins, etc)																				
	Sb %	Cd %	Tl %	Hg %	Pb %	Cr %	Cu %	Mn %	Ni %	As %	Co %	V %	Zn %	Dioxin I-TEQ ng/kg	DIOXIN			DIOXIN LIKE PCBs		
															WHO – TEQ ng/kg			WHO – TEQ ng/kg		
															Humans/ mammals	Birds	Fish	Humans/ mammals	Birds	Fish
Bottom Ash – Line 1 (Incinerators 1 & 2 combined)																				
APC residues – Line 1 (Incinerators 1 & 2 combined)																				

Name: Kevin Stewart Signed: ..... Date: 11th August 2014

On behalf of Neath Port Talbot (Recycling) Ltd