



RECYCLING

NEATH PORT TALBOT (RECYCLING) LTD

Material Recovery & Energy Centre
Crymlyn Burrows, Swansea SA1 8PZ
Telephone 01792 641901
Fax: 01792 465188

Karen Dunn
PIR Regulatory Officer
Environment Agency Wales
Maes Newydd
Llandarcy
Neath Port Talbot
SA10 6JQ

12th March 2015

Dear Karen,

Permit Number: BJ5775IF
Re: Emissions Monitoring For January 2015

In accordance with the permit BJ5775IF please find enclosed the following monitoring results for the month of January 2015.

- Water monitoring results, form S3/W1
- Water monitoring results, form S3/S1
- VOC emissions for emission point A1, form S3/AIR1
- HCL emissions for emission point A1, form S3/AIR1
- SOx emissions for emission point A1, form S3/AIR1
- NOx emissions for emission point A1, form S3/AIR1
- CO emissions for emission point A1, form S3/AIR1
- NH3 emissions for emission point A1, form S3/AIR1
- Particulate emissions for emission point A1, form S3/AIR1
- Period of abnormal operations, form S3/O2
- Monthly Waste Input/Output, form S3/R2
- Form Number: BJ5775 – Ash 1

Emission point A2 is not connected to any plant equipment; please accept this letter in place of all parameters regarding A2.

As highlighted in September the Waste to Energy Plant has been mothballed for the short term and a NIL result has been posted for all emissions to air.

If you require any further information, please do not hesitate to contact me.

Yours sincerely

Kevin Stewart
Health & Safety Manager
Neath Port Talbot (Recycling) Ltd



Registered in England & Wales
No: 359 5980
VAT Reg. No: 761 4840 26



The company is controlled by
Neath Port Talbot
County Borough Council





**NEATH PORT TALBOT
(RECYCLING) LTD**

Material Recovery & Energy Centre
Crymlyn Burrows, SWANSEA, SA1 6PZ
TELEPHONE 01792 641901
FAX 01792 465188

Release Point W1

Week Ending	Oil and Grease (Visual Check)	Suspended solids (mg/l)	Ph
08/01/2015	None Apparent	60mg/l	7.20
15/01/2015	None Apparent	49mg/l	7.00
22/01/2015	None Apparent	20mg/l	7.00
29/01/2015	None Apparent	31mg/l	7.10

Signed on behalf of the operator:

Date:

12th March 2015



**NEATH PORT TALBOT
(RECYCLING) LTD**

Material Recovery & Energy Centre
Crymlyn Burrows, SWANSEA, SA1 9PZ
TELEPHONE 01792 541901
FAX 01792 465168

Release Point S1			
Week	Total suspended solids (limit = 500mg/l) [mg/l]	Total Petroleum Hydrocarbons (Limit = 100mg/l)	Total sulphate (Limit = 1g/l) [mg/l]
15/01/2015	172mg/l	<1mg/l	90mg/l
Week	COD (limit = 1000mg/l) @ daily flow of 20m3	Total sulphite (expressed as SO3) (Limit = 50 mg/l)	Total sulphide (Limit = 3mg/l)
15/01/2015	740mg/l	<1mg/l	<1mg/l

Week	pH [Range = 6.0 to 10.0]		Temp. [C] [Limit = 40C]		Flow Rate [l/s] [Limit = 1.5]		Daily Flow [m3] [Daily Limit = 20m3]
	Max	Min	max	min	Max	Min	
08/01/2015	6.95	6.25	20.4	14.8	1.5	1	5
15/01/2015	8.33	6.58	13.8	14.6	1.5	1	5
22/01/2015	6.99	6.95	19.1	19.2	1.5	1	5
29/01/2015	6.57	6.39	17.1	15.2	1.5	1	5


Signed on behalf of the operator:

Date:

12th March 2015

Installation: Material Recovery and Energy Centre

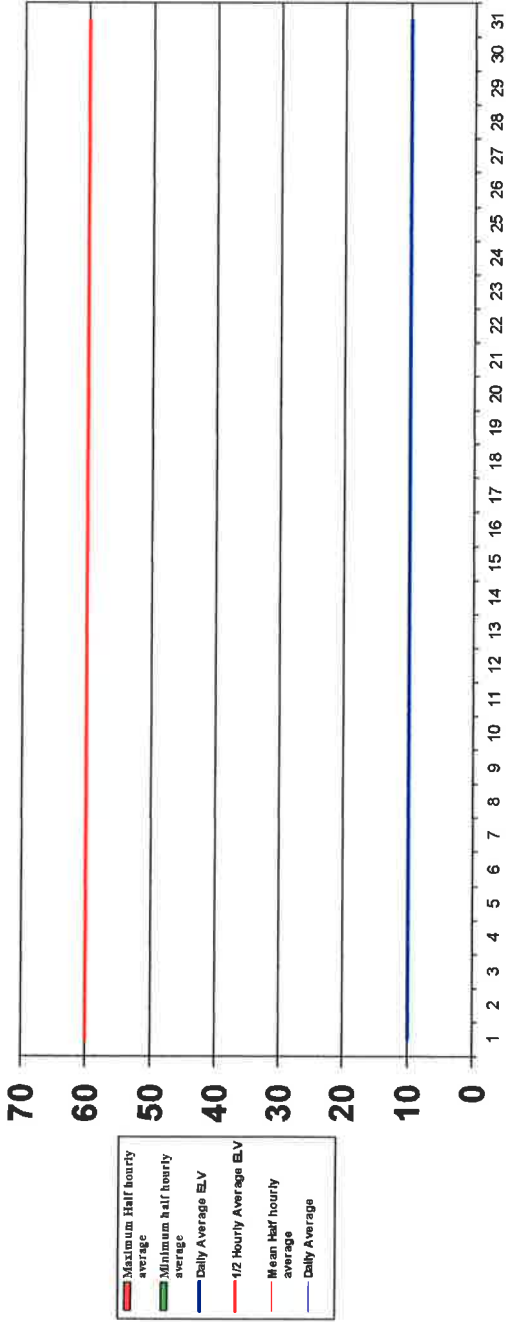
Reporting of Continuously Monitored Emissions to Air for VOC Emissions Point A1 for the Month of January 2015



Monthly summary	Date	1	2	3	4	5	6	7	8	9	10	11	12	13	14	15	16	17	18	19	20	21	22	23	24	25	26	27	28	29	30	31
Half-hourly average	Half-Hour average ELV	20	20	20	20	20	20	20	20	20	20	20	20	20	20	20	20	20	20	20	20	20	20	20	20	20	20	20	20	20	20	20
Half-hourly average	Monthly Maximum	0	0	0	0	0	0	0	0	0	0	0	0	0	0	0	0	0	0	0	0	0	0	0	0	0	0	0	0	0	0	0
	Monthly mean	#DIV/0!	#DIV/0!	#DIV/0!	#DIV/0!	#DIV/0!	#DIV/0!	#DIV/0!	#DIV/0!	#DIV/0!	#DIV/0!	#DIV/0!	#DIV/0!	#DIV/0!	#DIV/0!	#DIV/0!	#DIV/0!	#DIV/0!	#DIV/0!	#DIV/0!	#DIV/0!	#DIV/0!	#DIV/0!	#DIV/0!	#DIV/0!	#DIV/0!	#DIV/0!	#DIV/0!	#DIV/0!	#DIV/0!	#DIV/0!	#DIV/0!
	Monthly minimum	0	0	0	0	0	0	0	0	0	0	0	0	0	0	0	0	0	0	0	0	0	0	0	0	0	0	0	0	0	0	0
Daily average	Total Invalid results	0	0	0	0	0	0	0	0	0	0	0	0	0	0	0	0	0	0	0	0	0	0	0	0	0	0	0	0	0	0	0
	Sum of Exceedances	0	0	0	0	0	0	0	0	0	0	0	0	0	0	0	0	0	0	0	0	0	0	0	0	0	0	0	0	0	0	0
Daily average	Monthly Maximum	10	10	10	10	10	10	10	10	10	10	10	10	10	10	10	10	10	10	10	10	10	10	10	10	10	10	10	10	10	10	10
	No of Invalid days	Y	Y	Y	Y	Y	Y	Y	Y	Y	Y	Y	Y	Y	Y	Y	Y	Y	Y	Y	Y	Y	Y	Y	Y	Y	Y	Y	Y	Y	Y	
	Sum of Exceedances	N	N	N	N	N	N	N	N	N	N	N	N	N	N	N	N	N	N	N	N	N	N	N	N	N	N	N	N	N	N	N

Signed _____ Date 12.03.2015


Reporting of Continuously Monitored Emissions to Air for Hydrogen Chloride Emissions Point A1 for the Month of January 2015



	Monthly summary		Date																														
	Half-hourly average	Half-hour average ELV	1	2	3	4	5	6	7	8	9	10	11	12	13	14	15	16	17	18	19	20	21	22	23	24	25	26	27	28	29	30	31
Half-hourly average	Monthly Maximum	0	60	60	60	60	60	60	60	60	60	60	60	60	60	60	60	60	60	60	60	60	60	60	60	60	60	60	60	60	60	60	60
	Monthly mean	#DIV/0!																															
	Monthly minimum	0																															
	Total invalid results	0																															
Daily average	Sum of Exceedances	0																															
	Monthly Maximum	0	10	10	10	10	10	10	10	10	10	10	10	10	10	10	10	10	10	10	10	10	10	10	10	10	10	10	10	10	10	10	
	No of Invalid days	#DIV/0!	Y	Y	Y	Y	Y	Y	Y	Y	Y	Y	Y	Y	Y	Y	Y	Y	Y	Y	Y	Y	Y	Y	Y	Y	Y	Y	Y	Y	Y	Y	
	Sum of Exceedances	#DIV/0!	N	N	N	N	N	N	N	N	N	N	N	N	N	N	N	N	N	N	N	N	N	N	N	N	N	N	N	N	N	N	N

Signed:  Date: 12.03.2015

Reporting of Continuously Monitored Emissions to Air for Sulphur Dioxide Emissions Point A1 for the Month of January 2015



	1	2	3	4	5	6	7	8	9	10	11	12	13	14	15	16	17	18	19	20	21	22	23	24	25	26	27	28	29	30	31	
Monthly summary	Date																															
Half-hourly average	200	200	200	200	200	200	200	200	200	200	200	200	200	200	200	200	200	200	200	200	200	200	200	200	200	200	200	200	200	200	200	200
Monthly Maximum	0																															
Monthly mean	#####																															
Monthly minimum	0																															
Total Invalid results	0																															
Sum of Exceedances	0																															
Monthly Maximum	50	50	50	50	50	50	50	50	50	50	50	50	50	50	50	50	50	50	50	50	50	50	50	50	50	50	50	50	50	50	50	
No of Invalid days	Y	Y	Y	Y	Y	Y	Y	Y	Y	Y	Y	Y	Y	Y	Y	Y	Y	Y	Y	Y	Y	Y	Y	Y	Y	Y	Y	Y	Y	Y	Y	
Sum of Exceedances	N	N	N	N	N	N	N	N	N	N	N	N	N	N	N	N	N	N	N	N	N	N	N	N	N	N	N	N	N	N	N	

Signed _____

Date

12.05.2015

Permit Reference Number: B57751F

Operator:


Neath Port Talbot (Recycling) Ltd

Installation: Material Recovery and Energy Centre


Form No:

Agency Form/BU4575A3/Form Dated 06/12/05


Reporting of Continuously Monitored Emissions to Air for Oxides of Nitrogen Emissions Point A1 for the Month of January 2015



Monthly summary		Date	1	2	3	4	5	6	7	8	9	10	11	12	13	14	15	16	17	18	19	20	21	22	23	24	25	26	27	28	29	30	31		
Half-hourly average	Monthly Maximum	Half-Hour average ELV	400	400	400	400	400	400	400	400	400	400	400	400	400	400	400	400	400	400	400	400	400	400	400	400	400	400	400	400	400	400	400	400	
	Monthly mean	#DIV/0!																																	
	Monthly minimum	#DIV/0!																																	
	Total Invalid results	No of half hourly results																																	
	Sum of Exceedances	No of Invalid results																																	
	Monthly Maximum	No of Exceedances	200	200	200	200	200	200	200	200	200	200	200	200	200	200	200	200	200	200	200	200	200	200	200	200	200	200	200	200	200	200	200	200	200
	No of Invalid days	Daily average	Y	Y	Y	Y	Y	Y	Y	Y	Y	Y	Y	Y	Y	Y	Y	Y	Y	Y	Y	Y	Y	Y	Y	Y	Y	Y	Y	Y	Y	Y	Y	Y	Y
	Sum of Exceedances	Value Exceeds ELV?	N	N	N	N	N	N	N	N	N	N	N	N	N	N	N	N	N	N	N	N	N	N	N	N	N	N	N	N	N	N	N	N	N

Signed:  Date: 12.03.2015


Reporting of Continuously Monitored Emissions to Air for Carbon Monoxide Emissions Point A1 for the Month of January 2015



Monthly summary	Date	1	2	3	4	5	6	7	8	9	10	11	12	13	14	15	16	17	18	19	20	21	22	23	24	25	26	27	28	29	30	31
Half-hourly average	Half-hour average ELV	100	100	100	100	100	100	100	100	100	100	100	100	100	100	100	100	100	100	100	100	100	100	100	100	100	100	100	100	100	100	100
Monthly Maximum	0 Maximum half hourly average																															
Monthly mean	#DIV/0! Mean half hourly average																															
Monthly minimum	0 Minimum half hourly average																															
Total invalid results	0 No of half hourly results																															
Sum of Exceedances	0 No of invalid results																															
Monthly Maximum	0 No of exceedances																															
No of invalid days	0 Daily average ELV																															
Sum of Exceedances	0 Daily average																															
	Value Valid?	Y	Y	Y	Y	Y	Y	Y	Y	Y	Y	Y	Y	Y	Y	Y	Y	Y	Y	Y	Y	Y	Y	Y	Y	Y	Y	Y	Y	Y	Y	
	Value Exceeds ELV?	N	N	N	N	N	N	N	N	N	N	N	N	N	N	N	N	N	N	N	N	N	N	N	N	N	N	N	N	N	N	

Signed: *[Signature]* Date: 12.03.2015

Reporting of Continuously Monitored Emissions to Air for Ammonia Emissions Point A1 for the Month of January 2015



	1	2	3	4	5	6	7	8	9	10	11	12	13	14	15	16	17	18	19	20	21	22	23	24	25	26	27	28	29	30	31	
Monthly summary	Date																															
Half-hourly average	Half-Hour average ELV																															
Monthly Maximum	0 Maximum half hourly average																															
Monthly mean	#DIV/0! Mean half hourly average																															
Monthly minimum	0 Minimum half hourly average																															
Total Invalid results	0 No of half hourly results																															
Sum of Exceedances	0 No of invalid results																															
Daily average	0 Daily average ELV																															
No of Invalid days	Y	Y	Y	Y	Y	Y	Y	Y	Y	Y	Y	Y	Y	Y	Y	Y	Y	Y	Y	Y	Y	Y	Y	Y	Y	Y	Y	Y	Y	Y	Y	
Sum of Exceedances	N	N	N	N	N	N	N	N	N	N	N	N	N	N	N	N	N	N	N	N	N	N	N	N	N	N	N	N	N	N	N	N

Signed 

Date 12.03.2015

Permit Reference Number: B157751F

Operator:


Neath Port Talbot (Recycling) Ltd

Form No:

Agency Form B157751F/A3/Form Dated 05/12/05

Installation: Material Recovery and Energy Centre

Reporting of Continuously Monitored Emissions to Air for Particulates Emissions Point A1 for the Month of January 2015



	Monthly summary	Date																															
		1	2	3	4	5	6	7	8	9	10	11	12	13	14	15	16	17	18	19	20	21	22	23	24	25	26	27	28	29	30	31	
Half-hourly average	Half-hour average ELV	30	30	30	30	30	30	30	30	30	30	30	30	30	30	30	30	30	30	30	30	30	30	30	30	30	30	30	30	30	30	30	30
	Monthly Maximum	<input type="checkbox"/>	<input type="checkbox"/>	<input type="checkbox"/>	<input type="checkbox"/>	<input type="checkbox"/>	<input type="checkbox"/>	<input type="checkbox"/>	<input type="checkbox"/>	<input type="checkbox"/>	<input type="checkbox"/>	<input type="checkbox"/>	<input type="checkbox"/>	<input type="checkbox"/>	<input type="checkbox"/>	<input type="checkbox"/>	<input type="checkbox"/>	<input type="checkbox"/>	<input type="checkbox"/>	<input type="checkbox"/>	<input type="checkbox"/>	<input type="checkbox"/>	<input type="checkbox"/>	<input type="checkbox"/>	<input type="checkbox"/>	<input type="checkbox"/>	<input type="checkbox"/>	<input type="checkbox"/>	<input type="checkbox"/>	<input type="checkbox"/>	<input type="checkbox"/>	<input type="checkbox"/>	
	Monthly mean	<input type="checkbox"/>	<input type="checkbox"/>	<input type="checkbox"/>	<input type="checkbox"/>	<input type="checkbox"/>	<input type="checkbox"/>	<input type="checkbox"/>	<input type="checkbox"/>	<input type="checkbox"/>	<input type="checkbox"/>	<input type="checkbox"/>	<input type="checkbox"/>	<input type="checkbox"/>	<input type="checkbox"/>	<input type="checkbox"/>	<input type="checkbox"/>	<input type="checkbox"/>	<input type="checkbox"/>	<input type="checkbox"/>	<input type="checkbox"/>	<input type="checkbox"/>	<input type="checkbox"/>	<input type="checkbox"/>	<input type="checkbox"/>	<input type="checkbox"/>	<input type="checkbox"/>	<input type="checkbox"/>	<input type="checkbox"/>	<input type="checkbox"/>	<input type="checkbox"/>	<input type="checkbox"/>	
	Monthly minimum	<input type="checkbox"/>	<input type="checkbox"/>	<input type="checkbox"/>	<input type="checkbox"/>	<input type="checkbox"/>	<input type="checkbox"/>	<input type="checkbox"/>	<input type="checkbox"/>	<input type="checkbox"/>	<input type="checkbox"/>	<input type="checkbox"/>	<input type="checkbox"/>	<input type="checkbox"/>	<input type="checkbox"/>	<input type="checkbox"/>	<input type="checkbox"/>	<input type="checkbox"/>	<input type="checkbox"/>	<input type="checkbox"/>	<input type="checkbox"/>	<input type="checkbox"/>	<input type="checkbox"/>	<input type="checkbox"/>	<input type="checkbox"/>	<input type="checkbox"/>	<input type="checkbox"/>	<input type="checkbox"/>	<input type="checkbox"/>	<input type="checkbox"/>	<input type="checkbox"/>	<input type="checkbox"/>	
Daily average	Total invalid results	<input type="checkbox"/>	<input type="checkbox"/>	<input type="checkbox"/>	<input type="checkbox"/>	<input type="checkbox"/>	<input type="checkbox"/>	<input type="checkbox"/>	<input type="checkbox"/>	<input type="checkbox"/>	<input type="checkbox"/>	<input type="checkbox"/>	<input type="checkbox"/>	<input type="checkbox"/>	<input type="checkbox"/>	<input type="checkbox"/>	<input type="checkbox"/>	<input type="checkbox"/>	<input type="checkbox"/>	<input type="checkbox"/>	<input type="checkbox"/>	<input type="checkbox"/>	<input type="checkbox"/>	<input type="checkbox"/>	<input type="checkbox"/>	<input type="checkbox"/>	<input type="checkbox"/>	<input type="checkbox"/>	<input type="checkbox"/>	<input type="checkbox"/>	<input type="checkbox"/>		
	No of invalid results																																
	Sum of Exceedances	<input type="checkbox"/>	<input type="checkbox"/>	<input type="checkbox"/>	<input type="checkbox"/>	<input type="checkbox"/>	<input type="checkbox"/>	<input type="checkbox"/>	<input type="checkbox"/>	<input type="checkbox"/>	<input type="checkbox"/>	<input type="checkbox"/>	<input type="checkbox"/>	<input type="checkbox"/>	<input type="checkbox"/>	<input type="checkbox"/>	<input type="checkbox"/>	<input type="checkbox"/>	<input type="checkbox"/>	<input type="checkbox"/>	<input type="checkbox"/>	<input type="checkbox"/>	<input type="checkbox"/>	<input type="checkbox"/>	<input type="checkbox"/>	<input type="checkbox"/>	<input type="checkbox"/>	<input type="checkbox"/>	<input type="checkbox"/>	<input type="checkbox"/>	<input type="checkbox"/>		
	No of exceedances																																
Daily average	Daily average ELV	10	10	10	10	10	10	10	10	10	10	10	10	10	10	10	10	10	10	10	10	10	10	10	10	10	10	10	10	10	10		
	Monthly Maximum	<input type="checkbox"/>	<input type="checkbox"/>	<input type="checkbox"/>	<input type="checkbox"/>	<input type="checkbox"/>	<input type="checkbox"/>	<input type="checkbox"/>	<input type="checkbox"/>	<input type="checkbox"/>	<input type="checkbox"/>	<input type="checkbox"/>	<input type="checkbox"/>	<input type="checkbox"/>	<input type="checkbox"/>	<input type="checkbox"/>	<input type="checkbox"/>	<input type="checkbox"/>	<input type="checkbox"/>	<input type="checkbox"/>	<input type="checkbox"/>	<input type="checkbox"/>	<input type="checkbox"/>	<input type="checkbox"/>	<input type="checkbox"/>	<input type="checkbox"/>	<input type="checkbox"/>	<input type="checkbox"/>	<input type="checkbox"/>	<input type="checkbox"/>	<input type="checkbox"/>		
	No of invalid days	<input type="checkbox"/>	<input type="checkbox"/>	<input type="checkbox"/>	<input type="checkbox"/>	<input type="checkbox"/>	<input type="checkbox"/>	<input type="checkbox"/>	<input type="checkbox"/>	<input type="checkbox"/>	<input type="checkbox"/>	<input type="checkbox"/>	<input type="checkbox"/>	<input type="checkbox"/>	<input type="checkbox"/>	<input type="checkbox"/>	<input type="checkbox"/>	<input type="checkbox"/>	<input type="checkbox"/>	<input type="checkbox"/>	<input type="checkbox"/>	<input type="checkbox"/>	<input type="checkbox"/>	<input type="checkbox"/>	<input type="checkbox"/>	<input type="checkbox"/>	<input type="checkbox"/>	<input type="checkbox"/>	<input type="checkbox"/>	<input type="checkbox"/>	<input type="checkbox"/>		
	Value Valid?	Y	Y	Y	Y	Y	Y	Y	Y	Y	Y	Y	Y	Y	Y	Y	Y	Y	Y	Y	Y	Y	Y	Y	Y	Y	Y	Y	Y	Y	Y		
Sum of Exceedances	Value Exceeds ELV?	N	N	N	N	N	N	N	N	N	N	N	N	N	N	N	N	N	N	N	N	N	N	N	N	N	N	N	N	N	N		
	#DIV/0!																																
																																	
	Signed	Date																															
		12.03.2015																															



**NEATH PORT TALBOT
(RECYCLING) LTD**

Material Recovery & Energy Centre
Cymryn Burrows, SWANSEA, SA1 8PZ
TELEPHONE 01792 641801
FAX 01792 468186

Form Number: BJ5775 – Ash 1

Reporting of Ash Composition for the Period from January 1st 2015 to January 31st 2015 – No Bottom Ash was produced
– Nil Result

Ash Composition TOC & LOI:				
	TOC (%)	Limit (%)	LOI (%)	Limit (%)
Bottom Ash (Line 1 – incinerators 1 & 2 combined)		3		5
Bottom Ash (Line 2 – incinerators 1 & 2 combined)		3		5

Ash Composition (Metals, Dioxins, etc)																						
	Sb %	Cd %	Tl %	Hg %	Pb %	Cr %	Cu %	Mn %	Ni %	As %	Co %	V %	Zn %	Dioxin I-TEQ ng/kg	DIOXIN			DIOXIN LIKE PCBs				
														WHO – TEQ ng/kg	Humans/ mammals	Birds	Fish	WHO – TEQ ng/kg	Humans/ mammals	Birds	Fish	
Bottom Ash – Line 1 (Incinerators 1 & 2 combined)																						
APC residues – Line 1 (Incinerators 1 & 2 combined)																						

Name: Kevin Stewart
On behalf of Neath Port Talbot (Recycling) Ltd

Signed:

Date: 12th March 2015