



RECYCLING

## NEATH PORT TALBOT (RECYCLING) LTD

Material Recovery & Energy Centre  
Crymlyn Burrows, Swansea SA1 8PZ  
Telephone 01792 641901  
Fax: 01792 465188

Karen Dunn  
PIR Regulatory Officer  
Environment Agency Wales  
Maes Newydd  
Llandarcy  
Neath Port Talbot  
SA10 6JQ

3<sup>rd</sup> September 2014

Dear Karen,

**Permit Number: BJ5775IF**  
**Re: Emissions Monitoring For August 2014**

In accordance with the permit BJ5775IF please find enclosed the following monitoring results for the month of August 2014.

- Water monitoring results, form S3/W1
- Water monitoring results, form S3/S1
- VOC emissions for emission point A1, form S3/AIR1
- HCL emissions for emission point A1, form S3/AIR1
- SOx emissions for emission point A1, form S3/AIR1
- NOx emissions for emission point A1, form S3/AIR1
- CO emissions for emission point A1, form S3/AIR1
- NH3 emissions for emission point A1, form S3/AIR1
- Particulate emissions for emission point A1, form S3/AIR1
- Period of abnormal operations, form S3/O2
- Monthly Waste Input/Output, form S3/R2
- Form Number: BJ5775 – Ash 1

Emission point A2 is not connected to any plant equipment; please accept this letter in place of all parameters regarding A2.

As highlighted in September the Waste to Energy Plant has been mothballed for the short term and a NIL result has been posted for all emissions to air.

If you require any further information, please do not hesitate to contact me.

Yours sincerely

  
Kevin Stewart  
Health & Safety Manager  
Neath Port Talbot (Recycling) Ltd

Neath Port Talbot (Recycling) LTD  
Crymlyn Burrows Swansea SA1 8PZ  
Company Number 3528745

ISO 9001  
BUREAU VERITAS  
Certification



Registered in England & Wales  
No: 359 5980  
VAT Reg. No: 761 4840 26

ISO 14001  
BUREAU VERITAS  
Certification



The company is controlled by  
Neath Port Talbot  
County Borough Council

OHSAS 18001  
BUREAU VERITAS  
Certification





**NEATH PORT TALBOT  
(RECYCLING) LTD**

Material Recovery & Energy Centre  
Crymlyn Burrows, SWANSEA, SA1 8PZ  
TELEPHONE 01792 641901  
FAX 01792 465188

<b>Release Point W1</b>			
<b>Week Ending</b>	<b>Oil and Grease (Visual Check)</b>	<b>Suspended solids (mg/l)</b>	<b>Ph</b>
07/08/2014	None Apparent	30mg/l	7.00
14/08/2014	None Apparent	26mg/l	6.80
21/08/2014	None Apparent	39mg/l	7.00
28/08/2014	None Apparent	58mg/l	7.10

Signed on behalf of the operator:

Date:

3rd September 2014



**NEATH PORT TALBOT  
(RECYCLING) LTD**

Material Recovery & Energy Centre  
Crymlyn Burrows, SWANSEA, SA1 6PZ  
TELEPHONE 01792 641901  
FAX 01792 465188

<b>Release Point S1</b>			
<b>Week</b>	<b>Total suspended solids (limit = 500mg/l) [mg/l]</b>	<b>Total Petroleum Hydrocarbons (Limit = 100mg/l)</b>	<b>Total sulphate (Limit = 1g/l) [mg/l]</b>
07/08/2014	28mg/l	<1mg/l	49mg/l
<b>Week</b>	<b>COD (limit = 1000mg/l) @ daily flow of 20m3</b>	<b>Total sulphite (expressed as SO3) (Limit = 50 mg/l)</b>	<b>Total sulphide (Limit = 3mg/l)</b>
07/08/2014	70mg/l	<1mg/l	<1mg/l

<b>Week</b>	<b>pH [ Range = 6.0 to 10.0]</b>		<b>Temp. [C] [Limit = 40C]</b>		<b>Flow Rate [l/s] [Limit = 1.5]</b>		<b>Daily Flow [m3] [Daily Limit = 20m3]</b>
	<b>Max</b>	<b>Min</b>	<b>max</b>	<b>min</b>	<b>Max</b>	<b>Min</b>	
07/08/2014	8.20	7.94	22.7	21.6	1.5	1	5
14/08/2014	7.57	6.74	22.1	21.7	1.5	1	5
21/08/2014	8.19	7.23	21.7	20.4	1.5	1	5
28/08/2014	8.34	7.1	21.8	20.9	1.5	1	5

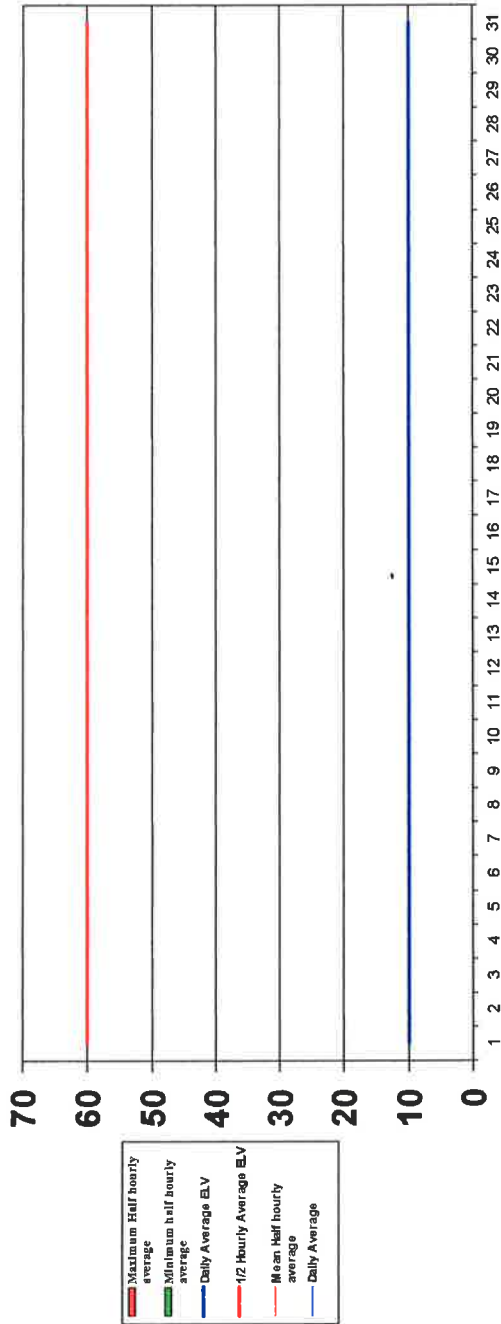
Signed on behalf of the operator:

Date:

3rd September 2014



Reporting of Continuously Monitored Emissions to Air for Hydrogen Chloride Emissions Point A1 for the Month of August 2014



	Monthly summary		Date		1	2	3	4	5	6	7	8	9	10	11	12	13	14	15	16	17	18	19	20	21	22	23	24	25	26	27	28	29	30	31		
	Monthly Maximum	Monthly minimum	Half-Hour average ELV	Half-Hour average ELV	60	60	60	60	60	60	60	60	60	60	60	60	60	60	60	60	60	60	60	60	60	60	60	60	60	60	60	60	60	60	60	60	
Half-hourly average	0	0	#DIV/0!	Mean half hourly average																																	
Daily average	0	0	#DIV/0!	Minimum half hourly average																																	
	0	0	#DIV/0!	Mean half hourly average																																	
Sum of Exceedances	0	0	#DIV/0!	No of half hourly results																																	
	0	0	#DIV/0!	No of invalid results																																	
Monthly Maximum	0	0	#DIV/0!	No of exceedances																																	
	0	0	#DIV/0!	Daily average ELV																																	
Sum of Exceedances	0	0	#DIV/0!	Daily average																																	
	0	0	#DIV/0!	Value Valid?																																	
				Value Exceeds ELV?																																	

Signed

Date: 03/09/2014



Permit Reference Number: BJ5775IF

Operator:


Neath Port Talbot (Recycling) Ltd

Agency Form/BJ575/A3/Form Dated 05/12/05

Form No:

Installation: Material Recovery and Energy Centre


Reporting of Continuously Monitored Emissions to Air for Oxides of Nitrogen Emissions Point A1 for the Month of August 2014



Monthly summary	Date		1	2	3	4	5	6	7	8	9	10	11	12	13	14	15	16	17	18	19	20	21	22	23	24	25	26	27	28	29	30	31		
	Half-Hour average ELV	400	400	400	400	400	400	400	400	400	400	400	400	400	400	400	400	400	400	400	400	400	400	400	400	400	400	400	400	400	400	400	400	400	
Monthly Maximum	0	Maximum half hourly average																																	
Monthly mean	#DIV/0!	Mean half hourly average																																	
Monthly minimum	0	Minimum half hourly average																																	
Total Invalid results		No of half hourly results																																	
Sum of Exceedances	0	No of invalid results																																	
Monthly Maximum	200	Daily average ELV	200	200	200	200	200	200	200	200	200	200	200	200	200	200	200	200	200	200	200	200	200	200	200	200	200	200	200	200	200	200	200	200	
No of Invalid days	0	Daily average	Y	Y	Y	Y	Y	Y	Y	Y	Y	Y	Y	Y	Y	Y	Y	Y	Y	Y	Y	Y	Y	Y	Y	Y	Y	Y	Y	Y	Y	Y	Y	Y	
Sum of Exceedances	0	Value Valid?	N	N	N	N	N	N	N	N	N	N	N	N	N	N	N	N	N	N	N	N	N	N	N	N	N	N	N	N	N	N	N	N	
	#DIV/0!	Value Exceeds ELV?																																	

Signed: *[Signature]*

Date: 03/09/2014



1 2 3 4 5 6 7 8 9 10 11 12 13 14 15 16 17 18 19 20 21 22 23 24 25 26 27 28 29 30 31


	1	2	3	4	5	6	7	8	9	10	11	12	13	14	15	16	17	18	19	20	21	22	23	24	25	26	27	28	29	30	31
Monthly summary	Date																														
Half-hourly average	100	100	100	100	100	100	100	100	100	100	100	100	100	100	100	100	100	100	100	100	100	100	100	100	100	100	100	100	100	100	100
Monthly Maximum	0																														
Monthly mean	#DIV/0!																														
Monthly minimum	0																														
Total Invalid results	0																														
Sum of Exceedances	0																														
Daily average	50	50	50	50	50	50	50	50	50	50	50	50	50	50	50	50	50	50	50	50	50	50	50	50	50	50	50	50	50	50	
No of Invalid days	Y	Y	Y	Y	Y	Y	Y	Y	Y	Y	Y	Y	Y	Y	Y	Y	Y	Y	Y	Y	Y	Y	Y	Y	Y	Y	Y	Y	Y	Y	
Sum of Exceedances	#DIV/0!																														
Value Exceeds ELV?	N	N	N	N	N	N	N	N	N	N	N	N	N	N	N	N	N	N	N	N	N	N	N	N	N	N	N	N	N	N	

Signed:  Date: 03/09/2014



Installation: Material Recovery and Energy Centre

Reporting of Continuously Monitored Emissions to Air for Particulates Emissions Point A1 for the Month of August 2014



Maximum half hourly average	30
Minimum half hourly average	0
Daily Average ELV	10
1/2 Hourly Average ELV	10
mean half hourly average	10
Daily average	10

Monthly summary	Date																																
	1	2	3	4	5	6	7	8	9	10	11	12	13	14	15	16	17	18	19	20	21	22	23	24	25	26	27	28	29	30	31		
Half-hourly average	30	30	30	30	30	30	30	30	30	30	30	30	30	30	30	30	30	30	30	30	30	30	30	30	30	30	30	30	30	30	30	30	30
Monthly Maximum	0																																
Monthly mean	0																																
Monthly minimum	0																																
Total Invalid results	0																																
Sum of Exceedances	0																																
Daily average ELV	10	10	10	10	10	10	10	10	10	10	10	10	10	10	10	10	10	10	10	10	10	10	10	10	10	10	10	10	10	10	10	10	
Monthly Maximum	0																																
No of Invalid days	Y	Y	Y	Y	Y	Y	Y	Y	Y	Y	Y	Y	Y	Y	Y	Y	Y	Y	Y	Y	Y	Y	Y	Y	Y	Y	Y	Y	Y	Y	Y	Y	
Sum of Exceedances	N	N	N	N	N	N	N	N	N	N	N	N	N	N	N	N	N	N	N	N	N	N	N	N	N	N	N	N	N	N	N	N	N

Signed:  #DIV/0!

Date: 03/09/2014

OPERATIONAL INFORMATION  
 REPORTING OF MONITORING DATA  
 ABNORMAL OPERATION SUMMARY FOR THE MONTH – August 2014

Operator: Neath Port Talbot (Recycling) Ltd  
Location: Materials Recovery & Energy Centre, Crymlyn Burrows, Swansea, SA1 8PZ  
Permit Number: BJ5775IF

**Table S3/O2: Abnormal Operation**

Emissions to Air: Exceedance Periods			
Date	Hours	Cumulative hours to date (60 hours maximum per calendar year)	Comments
Jan 14	Zero	Zero	Total up to and including January 2014
Feb 14	Zero	Zero	Total up to and including February 2014
Mar 14	Zero	Zero	Total up to and including March 2014
April 14	Zero	Zero	Total up to and including April 2014
May 14	Zero	Zero	Total up to and including May 2014
June 14	Zero	Zero	Total up to and including June 2014
July 14	Zero	Zero	Total up to and including July 2014
Aug 14	Zero	Zero	Total up to and including Aug 2014

Signed on behalf of the Operator:  .....

Dated: 3<sup>rd</sup> September 2014



