



Awel y Môr Offshore Wind Farm

Category 6: Environmental Statement

**Volume 6, Annex 10.5: SLVIA
Visualisations - Figure 43
(ViewPoint 16 - Benlech Bay
View Road)**

Date: April 2022

Revision: A

Application Reference: 6.6.10.5.16

Pursuant to: APFP Regulation 5(2)(a)



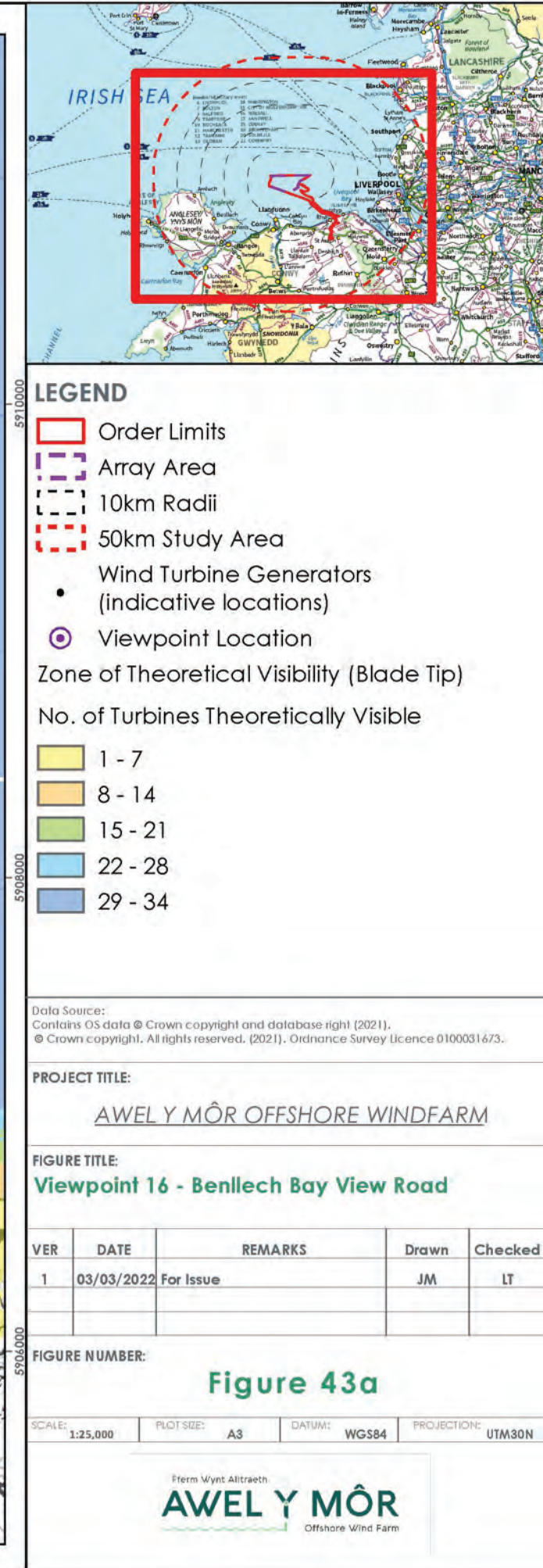
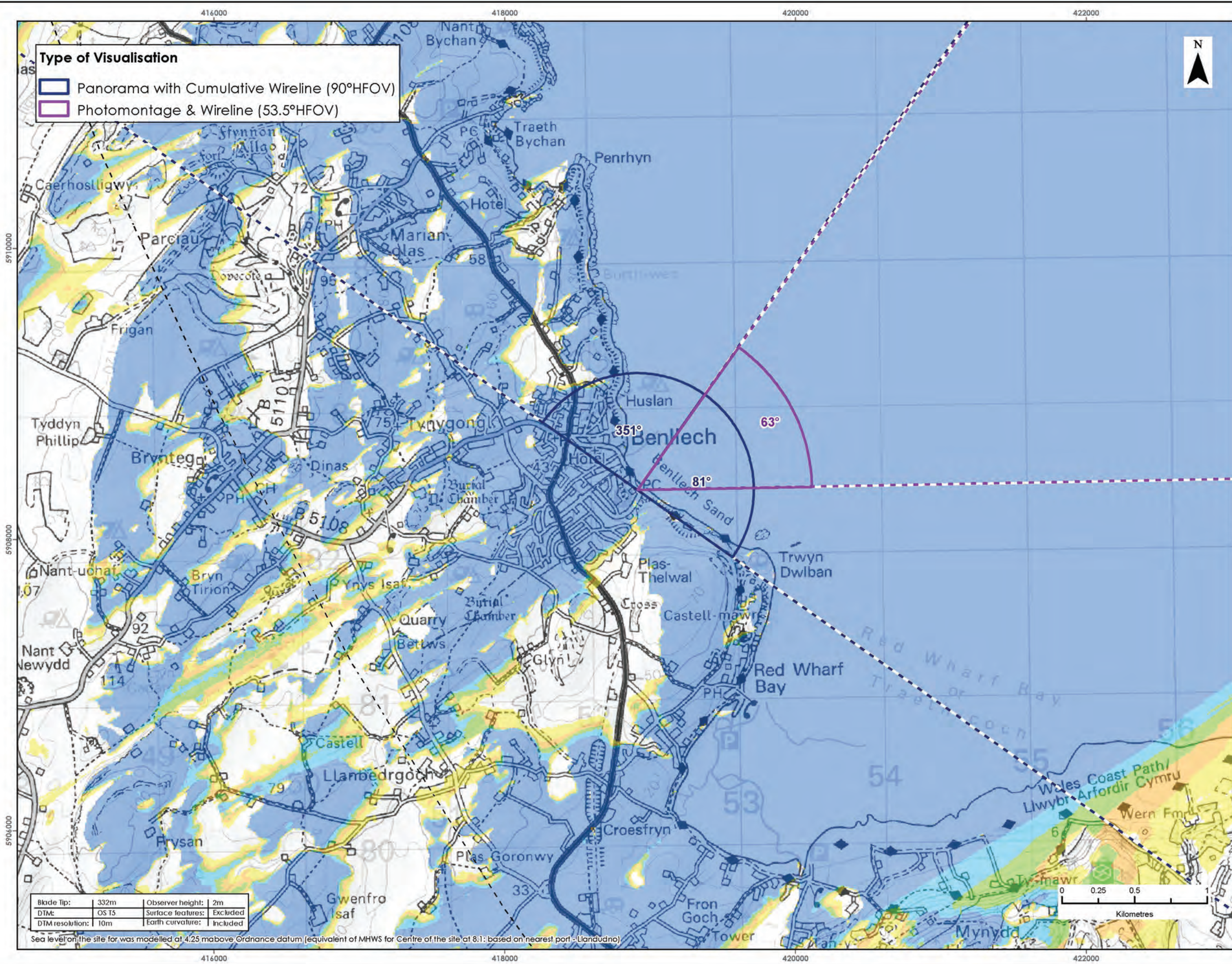
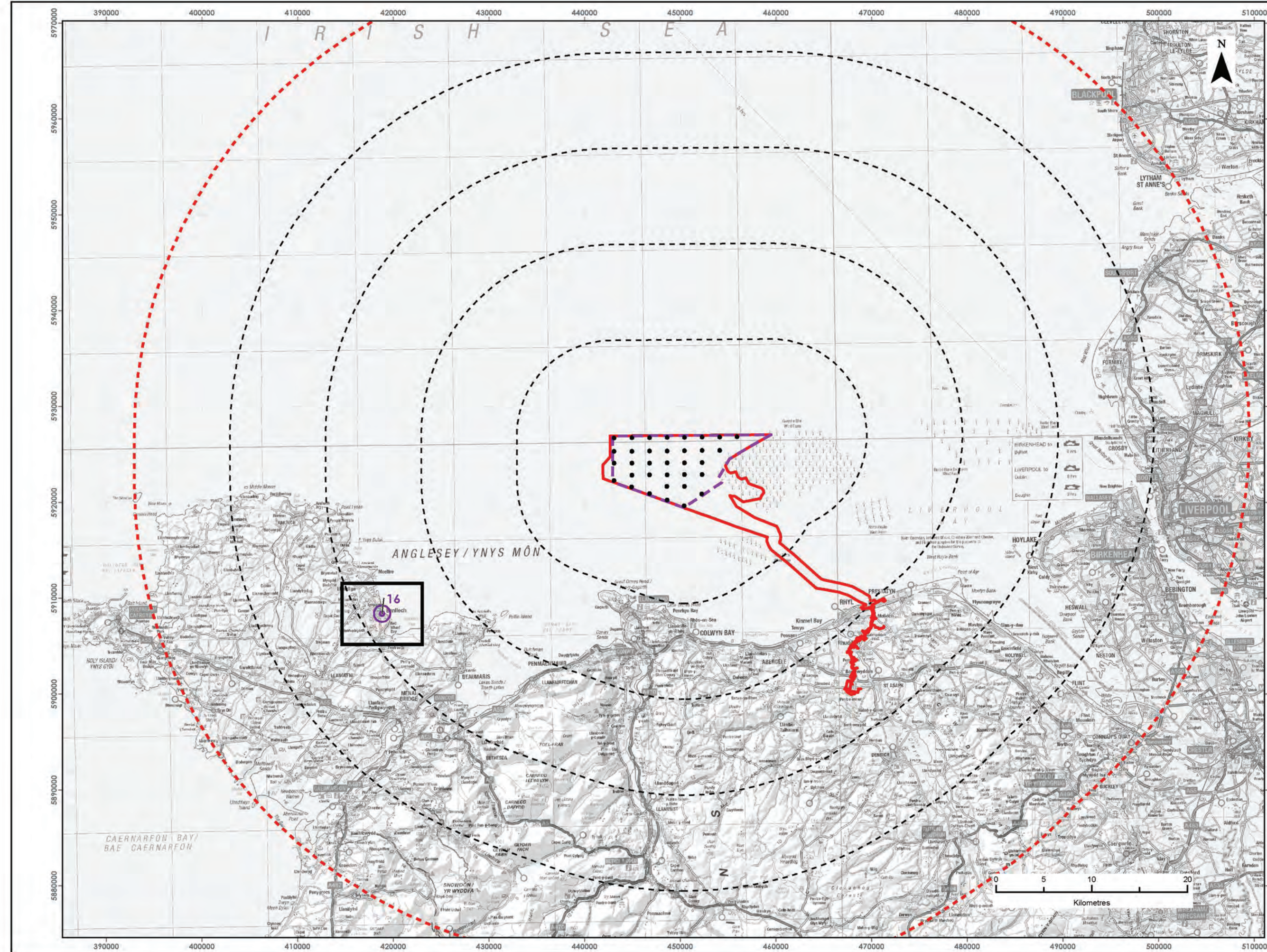
REVISION	DATE	STATUS/ REASON FOR ISSUE	AUTHOR:	CHECKED BY:	APPROVED BY:
A	April 2022	ES	OPEN	SLR/GoBe	RWE


www.awelymor.cymru


RWE Renewables UK
Swindon Limited

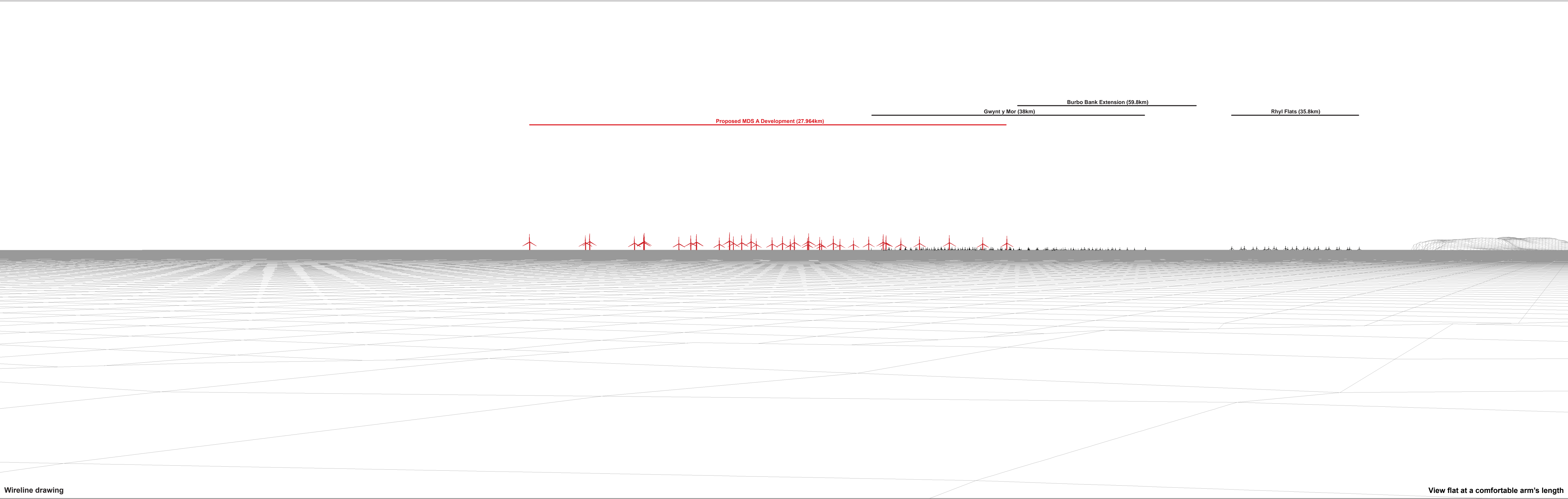
Windmill Hill Business Park
Whitehill Way
Swindon
Wiltshire SN5 6PB
T +44 (0)8456 720 090
www.rwe.com

Registered office:
RWE Renewables UK
Swindon Limited
Windmill Hill Business Park
Whitehill Way
Swindon









Wireline drawing

View flat at a comfortable arm's length



Photomontage: Proposed MDS A Development (operational turbines have been montaged in this view)

View flat at a comfortable arm's length

OS reference:	252319 E 382446 N	Horizontal field of view:	53.5° (planar projection)	Camera:	Canon EOS 6D
Eye level:	5.7 mAOD	Principal distance:	812.5 mm	Lens:	Canon EF 50mm f/1.4
Direction of view:	63°	Paper size:	841 x 297 mm (half A1)	Camera height:	1.5 m
Nearest turbine:	27.964 km	Correct printed image size:	820 x 260 mm	Date and time:	24.04.2021 17:22



RWE Renewables UK
Swindon Limited

Windmill Hill Business Park
Whitehill Way
Swindon
Wiltshire SN5 6PB
T +44 (0)8456 720 090
www.rwe.com

Registered office:
RWE Renewables UK
Swindon Limited
Windmill Hill Business Park
Whitehill Way
Swindon