



Awel y Môr Offshore Wind Farm

Category 6: Environmental Statement

Volume 6, Annex 10.5: SLVIA Visualisations - Figure 42 (ViewPoint 15 - Great Orme – Café)

Date: April 2022

Revision: A

Application Reference: 6.6.10.5.15

Pursuant to: APFP Regulation 5(2)(a)



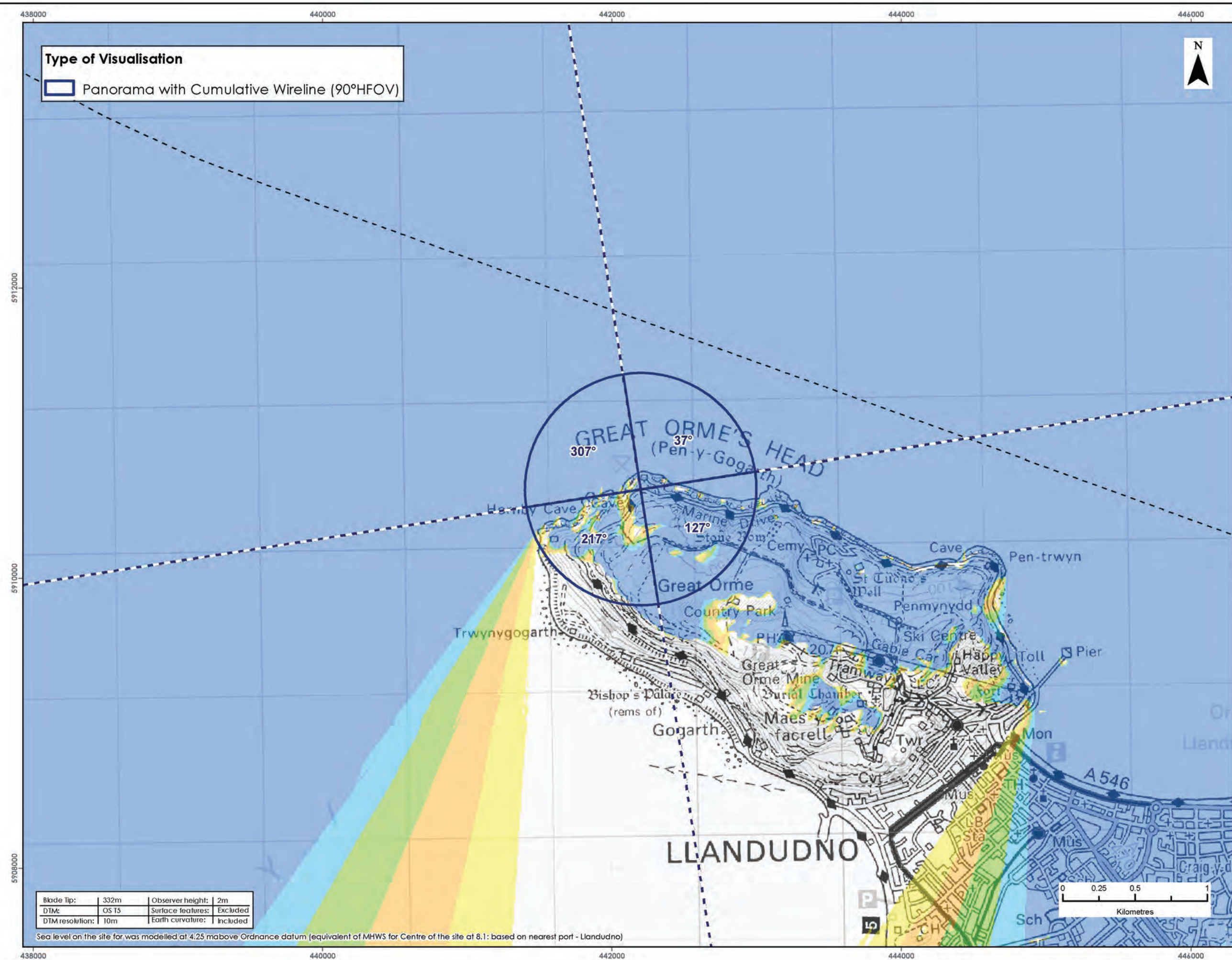
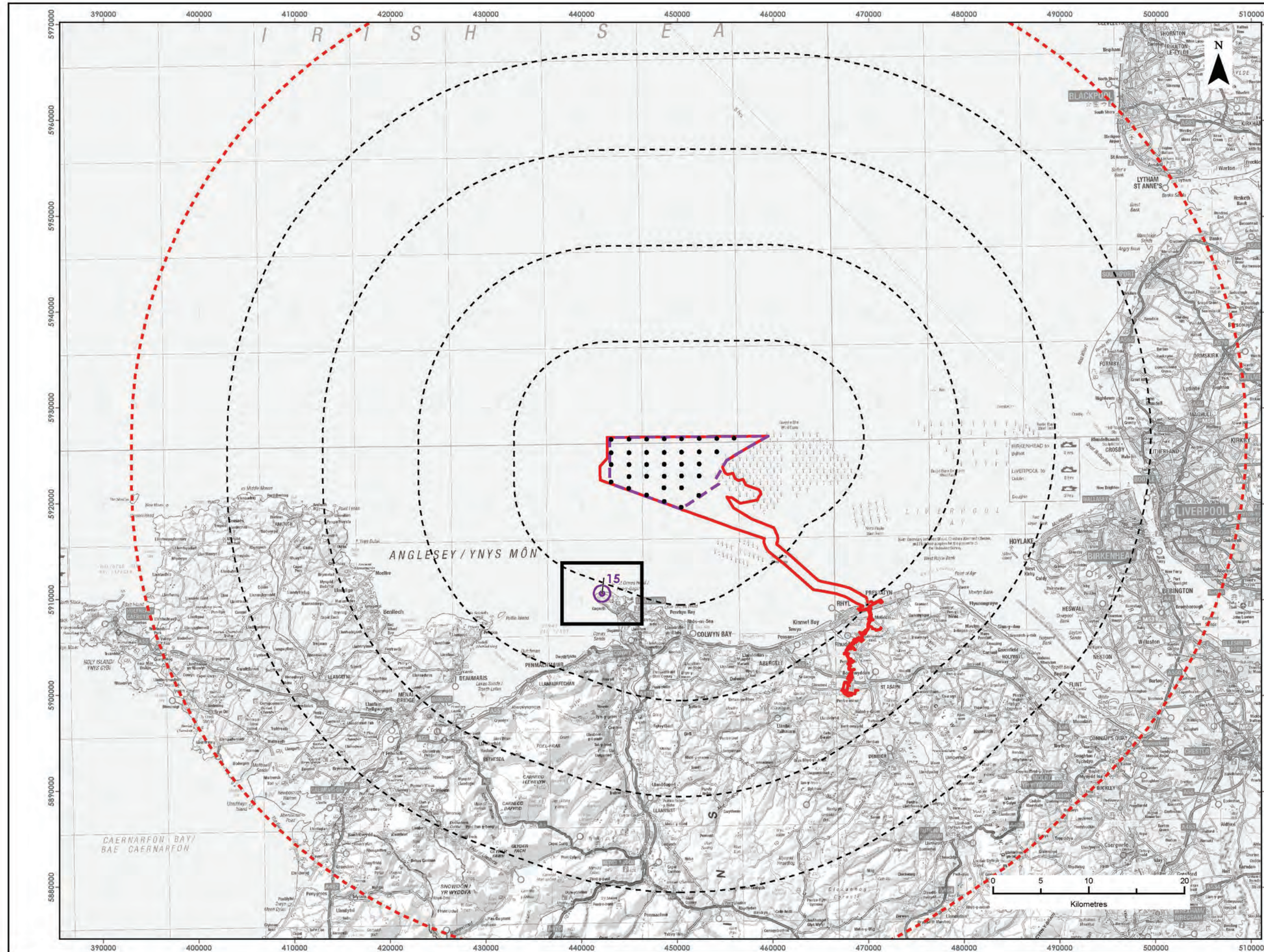
REVISION	DATE	STATUS/ REASON FOR ISSUE	AUTHOR:	CHECKED BY:	APPROVED BY:
A	April 2022	ES	OPEN	SLR/GoBe	RWE

www.awelymor.cymru

RWE Renewables UK
Swindon Limited

Windmill Hill Business Park
Whitehill Way
Swindon
Wiltshire SN5 6PB
T +44 (0)8456 720 090
www.rwe.com

Registered office:
RWE Renewables UK
Swindon Limited
Windmill Hill Business Park
Whitehill Way
Swindon



LEGEND

- Order Limits
- Array Area
- 10km Radii
- 50km Study Area
- Wind Turbine Generators (indicative locations)
- Viewpoint Location
- Zone of Theoretical Visibility (Blade Tip)
- No. of Turbines Theoretically Visible

1 - 7
8 - 14
15 - 21
22 - 28
29 - 34

Data Source:
Contains OS data © Crown copyright and database right (2021).
© Crown copyright. All rights reserved. (2021). Ordnance Survey Licence 0100031673.

PROJECT TITLE:
AWEL Y MÔR OFFSHORE WINDFARM


FIGURE TITLE:
Viewpoint 15 - Great Orme - Café

VER	DATE	REMARKS	Drawn	Checked
1	03/03/2022	For Issue	JM	LT

FIGURE NUMBER:
Figure 42a

SCALE: 1:25,000 | PLOT SIZE: A3 | DATUM: WGS84 | PROJECTION: UTM30N


From Wylt Allt
AWEL Y MÔR
Offshore Wind Farm





Baseline photograph

This image provides landscape and visual context only



Wireline drawing




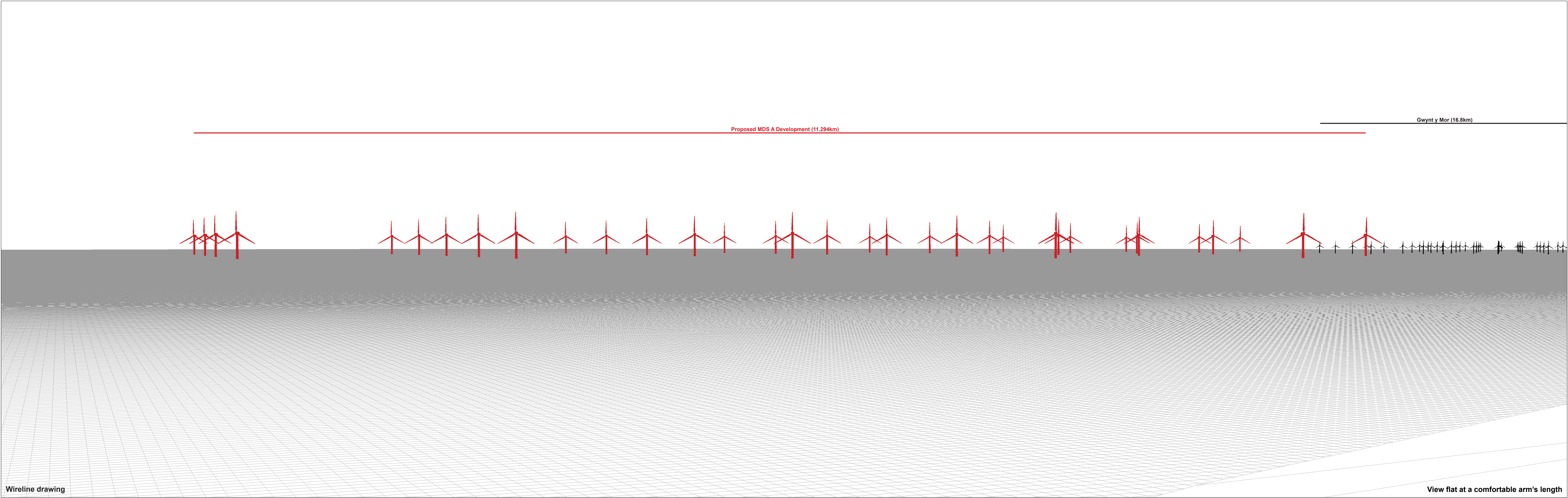
Baseline photograph

This image provides landscape and visual context only



Wireline drawing







Photomontage: Proposed MDS A Development

View flat at a comfortable arm's length

OS reference:	275635 E 384392 N	Horizontal field of view:	53.5° (planar projection)	Camera:	Canon EOS 6D	Figure: 42g Viewpoint 15: Great Orme - Café Awel y Môr Offshore Wind Farm <small>© Crown copyright. All rights reserved (2021). Licence number 0100031673</small>
Eye level:	126.0 mAOD	Principal distance:	812.5 mm	Lens:	Canon EF 50mm f/1.4	
Direction of view:	25°	Paper size:	841 x 297 mm (half A1)	Camera height:	1.5 m	
Nearest turbine:	11.294 km	Correct printed image size:	820 x 260 mm	Date and time:	24.04.2021 13:07	



RWE Renewables UK
Swindon Limited

Windmill Hill Business Park
Whitehill Way
Swindon
Wiltshire SN5 6PB
T +44 (0)8456 720 090
www.rwe.com

Registered office:
RWE Renewables UK
Swindon Limited
Windmill Hill Business Park
Whitehill Way
Swindon