

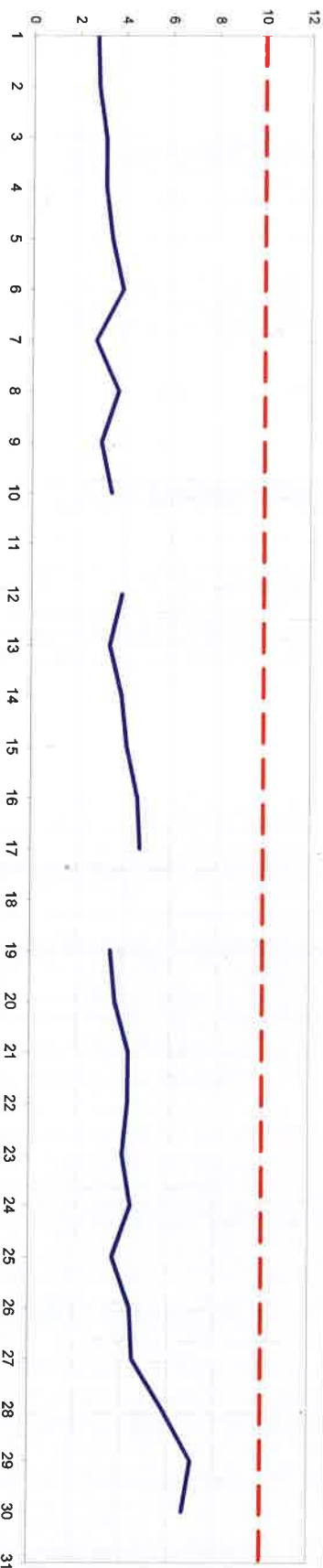
~~July~~

Operator: Castle Cement Ltd

Kiln Report of Continuous Monitored Emissions from Kiln 4 (Emission Point A8)

Daily average ELV

— Daily average Kiln 4

[illegible]

Date 17/07/2014

INITIALS DATE

CHANGED TO AUTHORIZATION

TRACED

OK FOR PUBLIC RELEASE

www.mhhe.com

8k 13.8.14

36 30.7.14

SK 13.8.14

JB EOLM

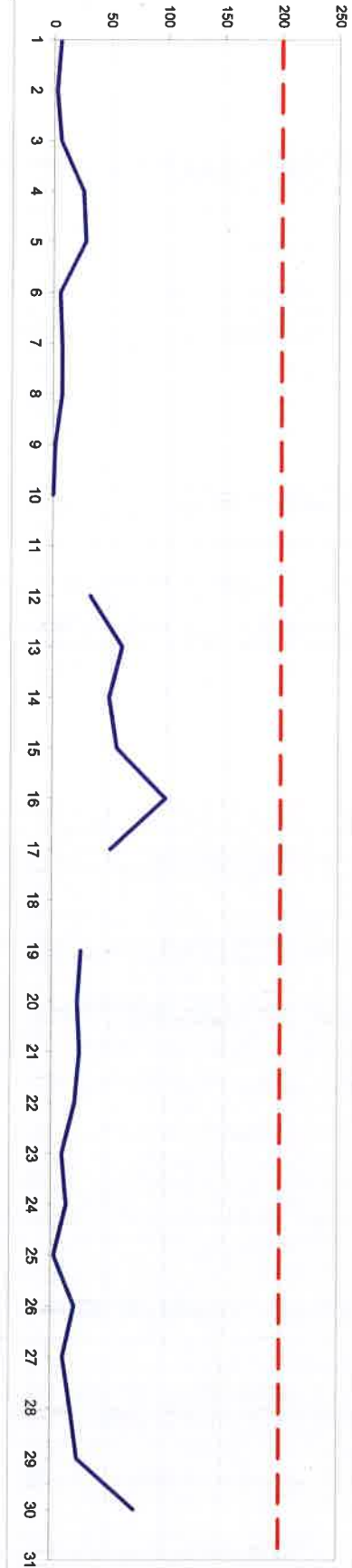
Permit Reference Number: BL10961BW/010

Installation: Padeswood Works

Operator: Castle Cement Ltd

Kiln Report of Continuous Monitored Emissions from Kiln 4 (Emission Point A8)

Form S4/A6
Daily Average
Monitoring Data
for SOx



Kiln 4		April 2014																															Date		1	2	3	4	5	6	7	8	9	10	11	12	13	14	15	16	17	18	19	20	21	22	23	24	25	26	27	28	29	30	31	
Daily average		Daily average ELV																															200	200	200	200	200	200	200	200	200	200	200	200	200	200	200	200	200	200	200	200	200	200	200	200	200	200	200	200	200	200	200	200	200	200
	Monthly maximum	Daily average Kiln 4																															6	3	6	2/6	2/6	6	8	8	2	0	Y	Y	Y	Y	Y	Y	Y	Y	Y	Y	Y	Y	Y	Y	Y	Y	Y	Y	Y	Y	Y	Y	Y	Y
	No. of invalid days	Value valid?																															Y	Y	Y	Y	Y	Y	Y	Y	Y	Y	Y	Y	Y	Y	Y	Y	Y	Y	Y	Y	Y	Y	Y	Y	Y	Y	Y	Y	Y	Y	Y	Y	Y	Y
	Total invalid 1/2 hours	No. of invalid 1/2 hours																																																																
	Sum of exceedances	Value exceeds ELV (Y/N)																															N	N	N	N	N	N	N	N	N	N	N	N	N	N	N	N	N	N	N	N	N	N	N	N	N	N	N	N	N	N	N	N	N	

Signed
(Authorised to sign as representative of Castle Cement Ltd)


Date 17/07/2014

Permit Reference Number: BL10961BW010

Operator: Castle Cement Ltd

Installation: Padeswood Works

Kiln Report of Continuous Monitored Emissions from Kiln 4 (Emission Point A6)



Kiln 4		April 2014																														
Daily average	Monthly maximum	429																														
	No. of invalid days	Y																														
	Total invalid 1/2 hours	N																														
	Sum of exceedances	N																														

Signed
(Authorised to sign as representative of Castle Cement Ltd)


Date 17/07/2014

Permit Reference Number: BL10961B/V010

Operator: Castle Cement Ltd

Installation: Padeswood Works

Kiln Report of Continuous Monitored Emissions from Kiln 4 (Emission Point A8)



Kiln 4

April 2014		Date	1	2	3	4	5	6	7	8	9	10	11	12	13	14	15	16	17	18	19	20	21	22	23	24	25	26	27	28	29	30	31
		Daily average ELV																															
Monthly maximum		Daily average Kiln 4	16	9	19	25	28	32	22	24	12	12	34	51 *	49	46	43	35	24	28	37	27	19	21	10	26	24	19	18	25	50	50	
Daily average		No. of invalid days	Y	Y	Y	Y	Y	Y	Y	Y	Y	Y	Y	Y	Y	Y	Y	Y	Y	Y	Y	Y	Y	Y	Y	Y	Y	Y	Y	Y	Y	Y	
		Value valid?																															
		Total invalid 1/2 hours																															
Sum of exceedances		1	N	N	N	N	N	N	N	N	N	N	N	N	N	N	N	N	N	N	N	N	N	N	N	N	N	N	N	N	N	N	

Signed
(Authorised to sign as representative of Castle Cement Ltd)

Date 17/07/2014

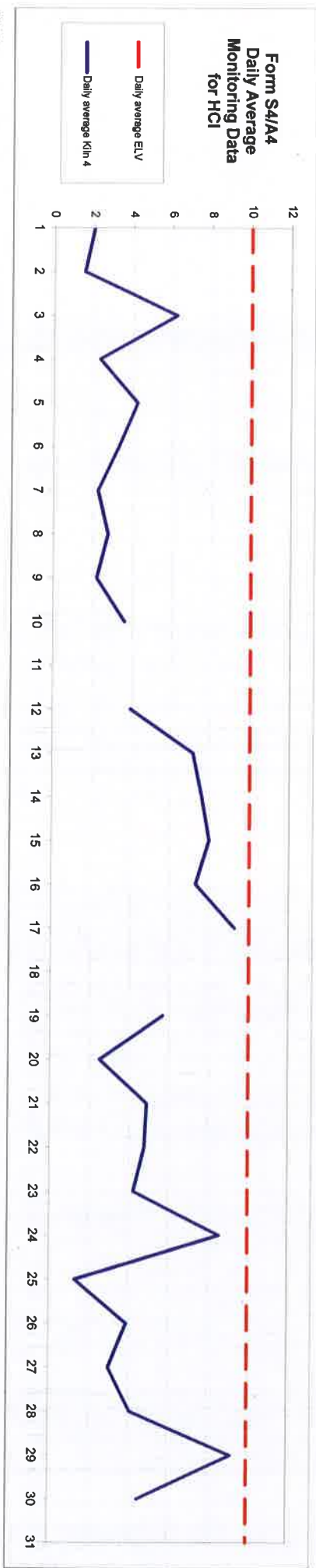
Marginal breach.

Permit Reference Number: BL10961BMV010

Operator: Castle Cement Ltd

Installation: Padeswood Works

Kiln Report of Continuous Monitored Emissions from Kiln 4 (Emission Point A8)



Kiln 4

April 2014		Date																														
		1	2	3	4	5	6	7	8	9	10	11	12	13	14	15	16	17	18	19	20	21	22	23	24	25	26	27	28	29	30	31
	Monthly maximum	10	10	10	10	10	10	10	10	10	10	10	10	10	10	10	10	10	10	10	10	10	10	10	10	10	10	10	10	10	10	10
	Daily average	9	15	6.2	2.3	4.2	3.3	2.2	2.8	2.2	3.6	3.9	7.1	7.6	8.0	7.3	9.3	5.7	2.5	4.9	4.8	4.2	8.6	1.3	3.9	3.0	4.1	9.2	4.5		1.2	
	No. of invalid days	Y	Y	Y	Y	Y	Y	Y	Y	Y	Y	Y	Y	Y	Y	Y	Y	Y	Y	Y	Y	Y	Y	Y	Y	Y	Y	Y	Y	Y	Y	
	Total invalid 1/2 hours																															
	Sum of exceedances	N	N	N	N	N	N	N	N	N	N	N	N	N	N	N	N	N	N	N	N	N	N	N	N	N	N	N	N	N	N	
		Value exceeds ELV (Y/N)																														

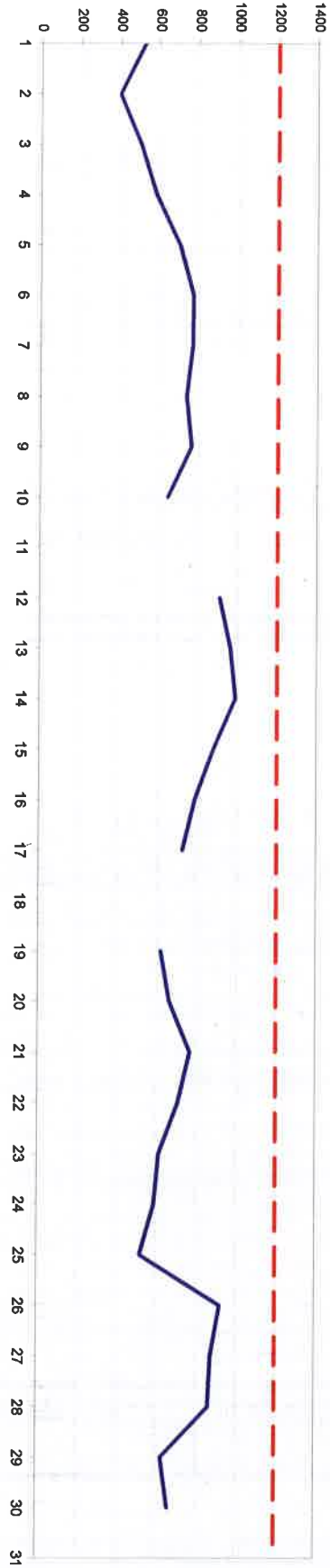
Signed
(Authorised to sign as representative of Castle Cement Ltd)

Date 17/07/2014

Operator: Castle UK Cement Ltd

nt A8)

Form S4/A5
Daily Average
Monitoring Data
for CO

[illegible]


Permit Reference Number: BL10961BMV010

Installation: Padeswood Works

Operator: Castle Cement Ltd

Kiln Report of Continuous Monitored Emissions from Kiln 4 cooler exhaust (Emission Point A9)

Form S4/A13
Daily Average
Monitoring Data
for Particulate Matter




Kiln 4 cooler exhaust

April 2014		Date		1	2	3	4	5	6	7	8	9	10	11	12	13	14	15	16	17	18	19	20	21	22	23	24	25	26	27	28	29	30	31
		Daily Average ELV		50	50	50	50	50	50	50	50	50	50	50	50	50	50	50	50	50	50	50	50	50	50	50	50	50	50	50	50	50	50	50
Monthly maximum		Daily Average Kiln 4 cooler exhaust		1.0	0.9	1.4	1.1	1.2	1.0	0.7	1.0	1.2	0.9	0.2	0.5	0.8	1.2	1.1	1.2	0.5	0.9	1.1	1.1	1.3	1.1	1.3	1.1	1.6	1.3	1.5	1.7	1.1	1.1	
No. of invalid 1/2 hours		Value valid?		Y	Y	Y	Y	Y	Y	Y	Y	Y	Y	Y	Y	Y	Y	Y	Y	Y	Y	Y	Y	Y	Y	Y	Y	Y	Y	Y	Y	Y	Y	
Total invalid 1/2 hours		No. of invalid 1/2 hours		N	N	N	N	N	N	N	N	N	N	N	N	N	N	N	N	N	N	N	N	N	N	N	N	N	N	N	N	N	N	
Sum of exceedances		Value exceeds ELV (%)		N	N	N	N	N	N	N	N	N	N	N	N	N	N	N	N	N	N	N	N	N	N	N	N	N	N	N	N	N	N	

Signed
(Authorised to sign as representative of Castle Cement Ltd)

Date 17/07/2014

Permit Reference Number: BL10961BMV010
Installation: Padeswood Works
Operator: Castle Cement Ltd
Kiln Report of Continuous Monitored Emissions from Cement Mill 1 (Emission Point A3)




Cement Mill 1		April 2014																															Date	1	2	3	4	5	6	7	8	9	10	11	12	13	14	15	16	17	18	19	20	21	22	23	24	25	26	27	28	29	30	31			
		Daily average ELV																																	30	30	30	30	30	30	30	30	30	30	30	30	30	30	30	30	30	30	30	30	30	30	30	30	30	30	30	30	30	30	30	30	30
Monthly maximum		Daily average Cement Mill 1																																	Y	Y	Y	Y	Y	Y	Y	Y	Y	Y	Y	Y	Y	Y	Y	Y	Y	Y	Y	Y	Y	Y	Y	Y	Y	Y	Y	Y	Y	Y			
No. of invalid data		Value valid?																																	Y	Y	Y	Y	Y	Y	Y	Y	Y	Y	Y	Y	Y	Y	Y	Y	Y	Y	Y	Y	Y	Y	Y	Y	Y	Y	Y	Y	Y	Y			
Total invalid 12 hours		No. of invalid 12 hours																																	N	N	N	N	N	N	N	N	N	N	N	N	N	N	N	N	N	N	N	N	N	N	N	N	N	N	N	N	N	N	N		
Sum of exceedances		Value exceeds ELV (Y/N)																																	N	N	N	N	N	N	N	N	N	N	N	N	N	N	N	N	N	N	N	N	N	N	N	N	N	N	N	N	N	N			

Mill 1 not in Operation

Signed
(Authorised to sign as representative of Castle Cement Ltd)

Date 17/07/2014


Permit Reference Number: BL10961BW010
Installation: Padeswood Works
Operator: Castle Cement Ltd
Kiln Report of Continuous Monitored Emissions from Cement Mill 2 (Emission Point AA)



Cement Mill 2		April 2014																															Date		1	2	3	4	5	6	7	8	9	10	11	12	13	14	15	16	17	18	19	20	21	22	23	24	25	26	27	28	29	30	31																																																																																																																																																																																																																																																																																																																																																																																																																																																																																																																																																																																																																																																																																																																																																																																																																																																																																																																																																																																																																																																																																																																																																																																																																																																																																																																																																																																																																																																																																																		
Daily average																																																																																																																																																																																																																																																																																																																																																																																																																																																																																																																																																																																																																																																																																																																																																																																																																																																																																																																																																																																																																																																																																																																																																																																																																																																																																																																																																																																																																																																																																																																																																																			

Mill 2 not in Operation
Signed
(Authorised to sign as representative of Castle Cement Ltd)
Date 17/07/2014

Permit Reference Number: BL10961BV010
Installation: Padeswood Works
Operator: Castle Cement Ltd
Klin Report of Continuous Monitored Emissions from Cement Mill 3 (Emission Point A5)



Cement Mill 3		April 2014		Date		1	2	3	4	5	6	7	8	9	10	11	12	13	14	15	16	17	18	19	20	21	22	23	24	25	26	27	28	29	30	31
Daily average				Daily average ELV		30	30	30	30	30	30	30	30	30	30	30	30	30	30	30	30	30	30	30	30	30	30	30	30	30	30	30	30	30	30	30
				Monthly maximum		23	8.6	8.9	9.2	13.6	11.1	11.5	11.3	4.1	11.5	16.7	15.3	16.2																		
				No. of invalid days			Y	Y	Y	Y	Y	Y	Y	Y	Y	Y	Y	Y	Y	Y	Y	Y	Y	Y	Y	Y	Y	Y	Y	Y	Y	Y	Y	Y	Y	
				No. of invalid 12 hours																																
				Sum of exceedances			N	N	N	N	N	N	N	N	N	N	N	N	N	N	N	N	N	N	N	N	N	N	N	N	N	N	N	N	N	
				Value exceeds ELV (Y/N)																																

Signed
(Authorised to sign as representative of Castle Cement Ltd)

Date 17/07/2014


Permit Reference Number: BL1096IBV010

Operator: Castle Cement Ltd

Installation: Padeswood Works

Kiln Report of Continuous Monitored Emissions from Cement Mill 4 - mill filter (Emission Point A6)

Form S4/A11
Daily Average
Monitoring Data
for Particulate Matter




Cement Mill 4 - mill filter

Daily average	April 2014																															
	Date	1	2	3	4	5	6	7	8	9	10	11	12	13	14	15	16	17	18	19	20	21	22	23	24	25	26	27	28	29	30	31
	Daily average ELV	30	30	30	30	30	30	30	30	30	30	30	30	30	30	30	30	30	30	30	30	30	30	30	30	30	30	30	30	30	30	30
	Monthly maximum	0	0.13	0.06	0.11	0.11	0.07	0.07	0.12	0.16	0.17	0.17	0.16	0.16	0.22	0.33	0.13	0.11	0.13	0.12	0.12	0.10	0.18	0.20	0.13	0.16	0.19	0.15	0.18	0.24	30	30
	No. of invalid days	Y	Y	Y	Y	Y	Y	Y	Y	Y	Y	Y	Y	Y	Y	Y	Y	Y	Y	Y	Y	Y	Y	Y	Y	Y	Y	Y	Y	Y	Y	Y
Total invalid 1/2 hours																																
Sum of exceedances		N	N	N	N	N	N	N	N	N	N	N	N	N	N	N	N	N	N	N	N	N	N	N	N	N	N	N	N	N	N	N
	Value exceeds ELV (Y/N)																															

Signed
(Authorised to sign as representative of Castle Cement Ltd)

Date 17/07/2014

Permit Reference Number: BL10961BMV010
 Installation: Padeswood Works
 Operator: Castle Cement Ltd
 Kiln Report of Continuous Monitored Emissions from Cement Mill 4 - classifier (Emission Point A7)



Cement Mill 4 - classifier																																
April 2014		Date																														
		1	2	3	4	5	6	7	8	9	10	11	12	13	14	15	16	17	18	19	20	21	22	23	24	25	26	27	28	29	30	31
		Daily average ELV	30	30	30	30	30	30	30	30	30	30	30	30	30	30	30	30	30	30	30	30	30	30	30	30	30	30	30	30	30	30
		Monthly maximum	19.1	18.1	19.4	18.9	18.8	12.8	10.7	15.2	16.2	14.8	19.2	18.0	22.1	21.5	20.0	19.6	15.9	14.3	17.7	20.2	15.5	19.5	15.8	16.9	20.8	21.3	16.5	18.0	19.7	17.8
Daily average		No. of invalid days	Y	Y	Y	Y	Y	Y	Y	Y	Y	Y	Y	Y	Y	Y	Y	Y	Y	Y	Y	Y	Y	Y	Y	Y	Y	Y	Y	Y	Y	
		Total invalid 1/2 hours																														
		Sum of exceedances	N	N	N	N	N	N	N	N	N	N	N	N	N	N	N	N	N	N	N	N	N	N	N	N	N	N	N	N	N	N

Signed: [Signature]
 (Authorised to sign as representative of Castle Cement Ltd)
 Date: 17/07/2014