

RECEIVED  
30 OCT 2013


Permit Reference Number: BL10961BV010

Installation: Padeswood Works

Operator: Castle Cement Ltd

Kiln Report of Continuous Monitored Emissions from Kiln 4 (Emission Point A8)

Form S4/A2  
Daily Average  
Monitoring Data  
for Particulate Matter



Kiln 4																																	
July 2013		Date																															
		1	2	3	4	5	6	7	8	9	10	11	12	13	14	15	16	17	18	19	20	21	22	23	24	25	26	27	28	29	30	31	
		Daily average ELV																															
Monthly maximum		10	10	10	10	10	10	10	10	10	10	10	10	10	10	10	10	10	10	10	10	10	10	10	10	10	10	10	10	10	10	10	
Daily average		0	0.34	0.31	0.35	0.49	0.29	0.22	0.26	0.35	0.37	0.32	0.48			0.18	0.27	0.34	0.32	0.31	0.25	0.30	0.37	0.42	0.22	0.33	0.24	0.26	0.21	0.26	0.28	0.24	
		No. of invalid days																															
		Y	Y	Y	Y	Y	Y	Y	Y	Y	Y	Y	Y	Y	Y	Y	Y	Y	Y	Y	Y	Y	Y	Y	Y	Y	Y	Y	Y	Y	Y	Y	
		No. of invalid 1/2 hours																															
Total invalid 1/2 hours																																	
Sum of exceedances		N	N	N	N	N	N	N	N	N	N	N	N	N	N	N	N	N	N	N	N	N	N	N	N	N	N	N	N	N	N	N	N
		Value exceeds ELV (7/N)																															

Kiln off 12-14th

Signed Victoria Smith  
(Authorised to sign as representative of Castle Cement Ltd)

Date 31/10/2013

MONITORING RETURNS N. WAL-S

CHECKED BY AUTHORIZATION

TYPE CODES

OK FOR PUBLIC RELEASE

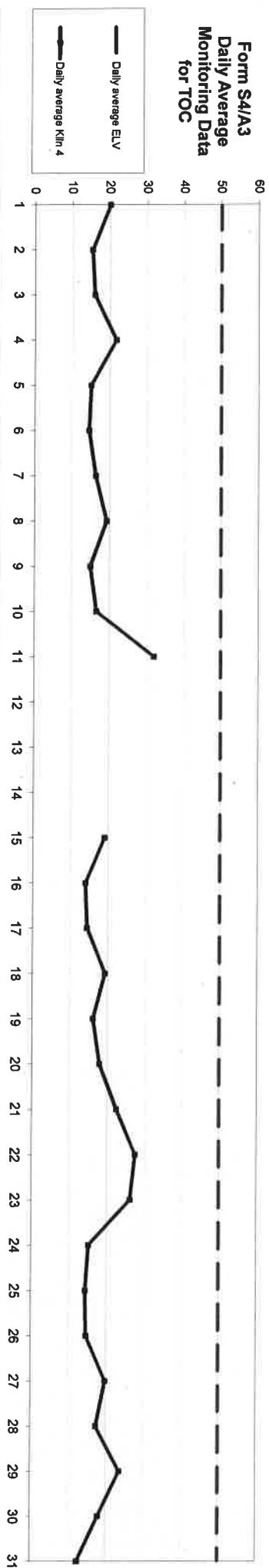
INITIALS DATE

JB 31.10.13

JB EOLM

Operator: Castle Cement Ltd

### Kiln Report of Continuous Monitored Emissions from Kiln 4 (Emission Point A8)

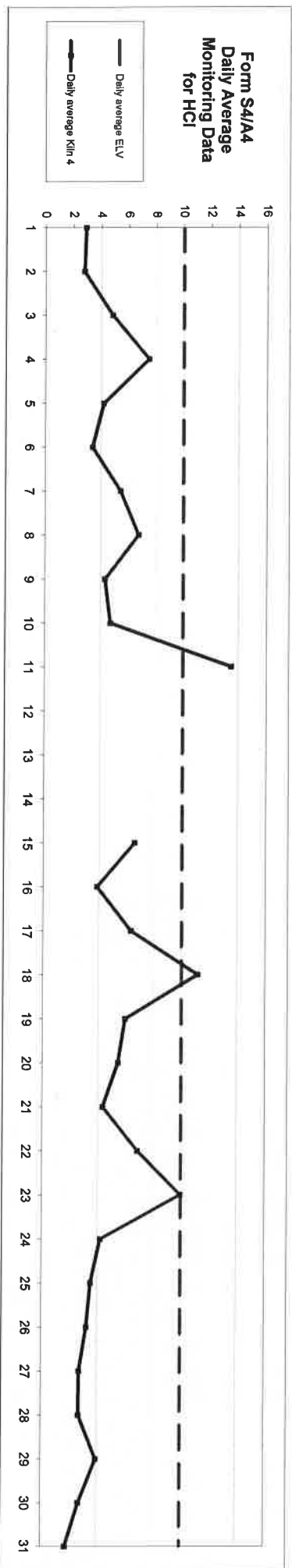
[illegible]

Date 31/10/2013

Permit Reference Number: BL10961BNV010  
Installation: Padeswood Works

Operator: Castle Cement Ltd

Kiln Report of Continuous Monitored Emissions from Kiln 4 (Emission Point A8)



Kiln 4		July 2013																												
Daily average	Monthly maximum	14																												
	No. of invalid days	Y																												
	Total invalid 1/2 hours	2																												
	Sum of exceedances	N																												


Signed \_\_\_\_\_  
(Authorised to sign as representative of Castle Cement Ltd)

Date 31/10/2013

Permit Reference Number: BL10961B/V010  
Installation: Padeswood Works

Operator: Castle UK Cement Ltd

Kiln Report of Continuous Monitored Emissions from Kiln 4 (Emission Point A8)



Kiln 4		April 2013																																	
Daily average	No. of invalid days	Date		1	2	3	4	5	6	7	8	9	10	11	12	13	14	15	16	17	18	19	20	21	22	23	24	25	26	27	28	29	30	31	
		Daily average ELV		1200	1200	1200	1200	1200	1200	1200	1200	1200	1200	1200	1200	1200	1200	1200	1200	1200	1200	1200	1200	1200	1200	1200	1200	1200	1200	1200	1200	1200	1200	1200	
		Daily average Kiln 4		690	634	638	682	592	542	595	736	604	617	716	716	716	716	716	716	586	622	586	705	545	570	679	728	658	529	530	577	568	563	685	581
		Value valid?		Y	Y	Y	Y	Y	Y	Y	Y	Y	Y	Y	Y	Y	Y	Y	Y	Y	Y	Y	Y	Y	Y	Y	Y	Y	Y	Y	Y	Y	Y	Y	
Total invalid 12 hours		No. of invalid 12 hours																																	
Sum of exceedances		Value exceeds ELV (Y/N)		N	N	N	N	N	N	N	N	N	N	N	N	N	N	N	N	N	N	N	N	N	N	N	N	N	N	N	N	N	N		

Signed \_\_\_\_\_ Victoria Smith  
(Authorised to sign as representative of Castle UK Cement Ltd)

Date 31/10/2013

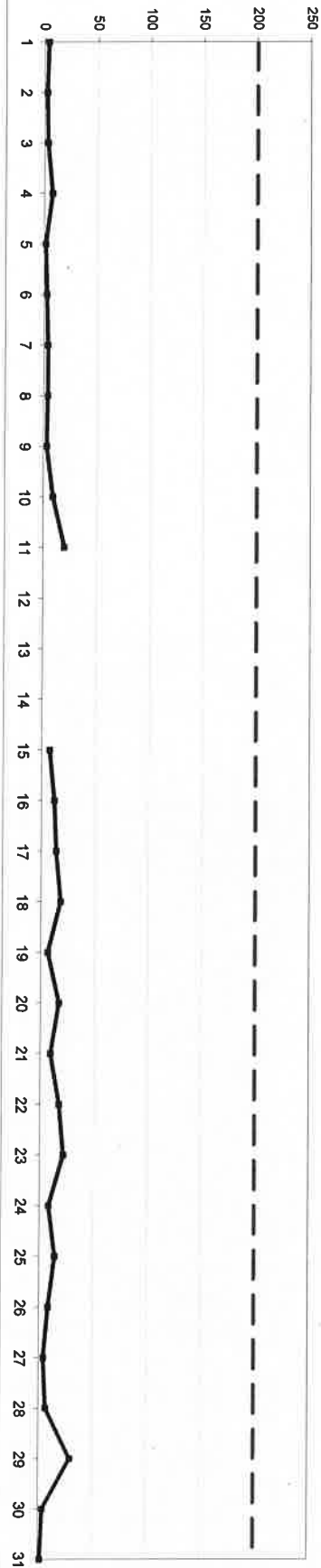
Permit Reference Number: BL10961B/V010

Operator: Castle Cement Ltd

Installation: Padeswood Works

Kiln Report of Continuous Monitored Emissions from Kiln 4 (Emission Point A6)

Form S4/A6  
Daily Average  
Monitoring Data  
for SOx



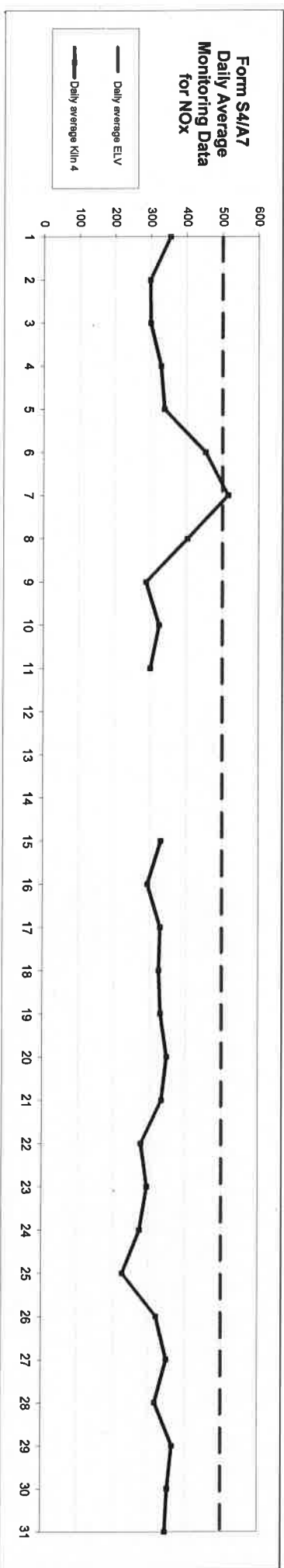
Kiln 4

		JULY 2013																																
		Date		1	2	3	4	5	6	7	8	9	10	11	12	13	14	15	16	17	18	19	20	21	22	23	24	25	26	27	28	29	30	31
Daily average		Daily average ELV		200	200	200	200	200	200	200	200	200	200	200	200	200	200	200	200	200	200	200	200	200	200	200	200	200	200	200	200	200	200	200
		Monthly maximum		4	3	4	8	2	3	4	4	3	9	20																				
		No of invalid days		Y	Y	Y	Y	Y	Y	Y	Y	Y	Y	Y	Y	Y	Y	Y	Y	Y	Y	Y	Y	Y	Y	Y	Y	Y	Y	Y	Y	Y	Y	
		Value valid?		Y	Y	Y	Y	Y	Y	Y	Y	Y	Y	Y	Y	Y	Y	Y	Y	Y	Y	Y	Y	Y	Y	Y	Y	Y	Y	Y	Y	Y	Y	Y
	No of invalid 1/2 hours																																	
	Value exceeds ELV (Y/N)		N	N	N	N	N	N	N	N	N	N	N	N	N	N	N	N	N	N	N	N	N	N	N	N	N	N	N	N	N	N	N	N
Sum of exceedances																																		

Signed \_\_\_\_\_  
(Authorised to sign as representative of Castle Cement Ltd)

Date 31/10/2013

Permit Reference Number: BL10961BMV010  
 Installation: Padeswood Works  
 Operator: Castle Cement Ltd  
 Kiln Report of Continuous Monitored Emissions from Kiln 4 (Emission Point A6)



Kiln 4																																	
			July 2013																														
		Date	1	2	3	4	5	6	7	8	9	10	11	12	13	14	15	16	17	18	19	20	21	22	23	24	25	26	27	28	29	30	31
		Daily average ELV	500	500	500	500	500	500	500	500	500	500	500	500	500	500	500	500	500	500	500	500	500	500	500	500	500	500	500	500	500	500	500
		Monthly maximum	516	298	299	329	339	453	516	403	288	325	301																				
		No. of invalid days		Y	Y	Y	Y	Y	Y	Y	Y	Y	Y	Y	Y	Y	Y	Y	Y	Y	Y	Y	Y	Y	Y	Y	Y	Y	Y	Y	Y	Y	
		Daily average																															
		Total invalid 1/2 hours																															
		Sum of exceedances	1																														
		Value exceeds ELV (Y/N)	N	N	N	N	N	N	Y	N	N	N	N	N	N	N	N	N	N	N	N	N	N	N	N	N	N	N	N	N	N	N	N


Signed Victoria Smith Date 31/10/2013  
 (Authorised to sign as representative of Castle Cement Ltd)

Permit Reference Number: BL1096IB/V010  
Installation: Padeswood Works

Operator: Castle Cement Ltd

Kiln Report of Continuous Monitored Emissions from Cement Mill 1 (Emission Point A3)

Form S4/A8  
Daily Average  
Monitoring Data  
for Particulate Matter



Cement Mill 1		July 2013																																
Daily average	Sum of exceedances	Date		1	2	3	4	5	6	7	8	9	10	11	12	13	14	15	16	17	18	19	20	21	22	23	24	25	26	27	28	29	30	31
		Daily average ELV		30	30	30	30	30	30	30	30	30	30	30	30	30	30	30	30	30	30	30	30	30	30	30	30	30	30	30	30	30	30	30
		Daily average Cement mill 1																																
		No. of invalid days		Y	Y	Y	Y	Y	Y	Y	Y	Y	Y	Y	Y	Y	Y	Y	Y	Y	Y	Y	Y	Y	Y	Y	Y	Y	Y	Y	Y	Y	Y	Y
Total invalid 1/2 hours		No. of invalid 1/2 hours																																
Value exceeds ELV (Y/N)		N	N	N	N	N	N	N	N	N	N	N	N	N	N	N	N	N	N	N	N	N	N	N	N	N	N	N	N	N	N	N	N	

Mill 1 not in Operation


Signed Victoria Smith Date 31/10/2013  
(Authorised to sign as representative of Castle Cement Ltd)

Permit Reference Number: BL10961BV010  
Installation: Padeswood Works

Operator: Castle Cement Ltd

Kiln Report of Continuous Monitored Emissions from Cement Mill 2 (Emission Point A4)

Form S4/A9  
Daily Average  
Monitoring Data  
for Particulate Matter



Cement Mill 2		July 2013																														
		1	2	3	4	5	6	7	8	9	10	11	12	13	14	15	16	17	18	19	20	21	22	23	24	25	26	27	28	29	30	31
	Daily average ELV	30	30	30	30	30	30	30	30	30	30	30	30	30	30	30	30	30	30	30	30	30	30	30	30	30	30	30	30	30	30	30
Monthly maximum	Daily average Cement Mill 2																															
Daily average	No. of invalid days	Y	Y	Y	Y	Y	Y	Y	Y	Y	Y	Y	Y	Y	Y	Y	Y	Y	Y	Y	Y	Y	Y	Y	Y	Y	Y	Y	Y	Y	Y	
	Total invalid 1/2 hours																															
	Sum of exceedances	N	N	N	N	N	N	N	N	N	N	N	N	N	N	N	N	N	N	N	N	N	N	N	N	N	N	N	N	N	N	N
	Value exceeds ELV (Y/N)																															

Mill 2 not in Operation

Signed Victoria Smith  
(Authorised to sign as representative of Castle Cement Ltd)

Date 31/10/2013

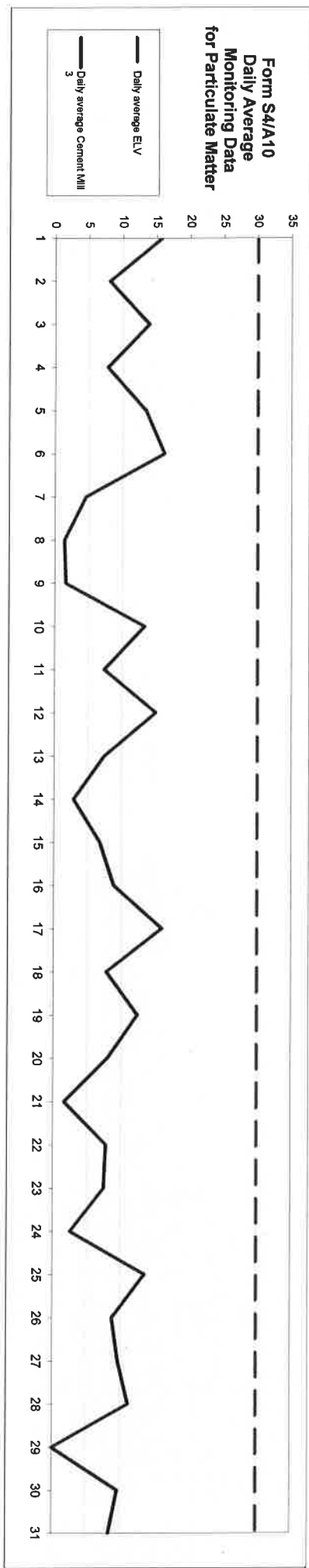


Permit Reference Number: BL 10961B/V010

Operator: Castle Cement Ltd

Installation: Padeswood Works

Kiln Report of Continuous Monitored Emissions from Cement Mill 3 (Emission Point A5)



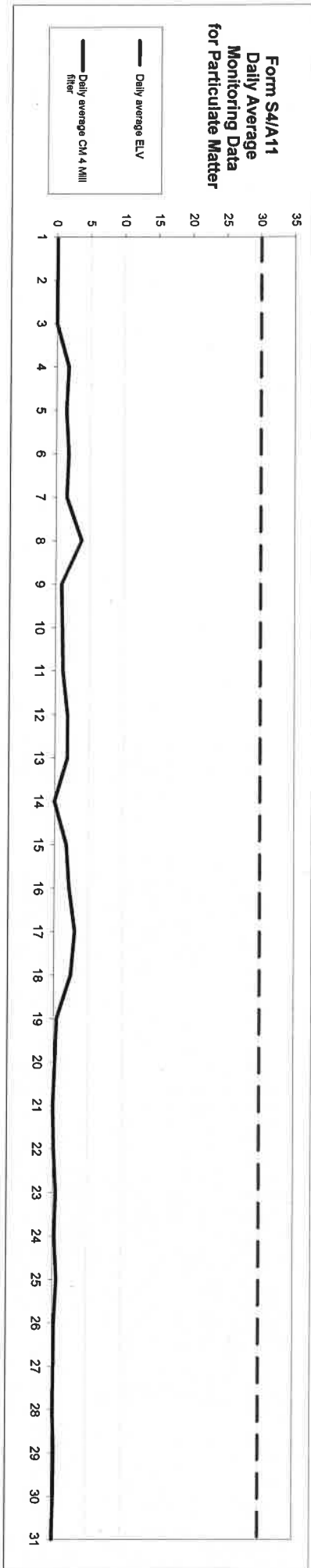
Cement Mill 3																																	
July 2013																																	
			1	2	3	4	5	6	7	8	9	10	11	12	13	14	15	16	17	18	19	20	21	22	23	24	25	26	27	28	29	30	31
		Date	30	30	30	30	30	30	30	30	30	30	30	30	30	30	30	30	30	30	30	30	30	30	30	30	30	30	30	30	30	30	31
		Daily average ELV	15.8	8.1	13.9	7.8	13.4	16.2	4.6	1.4	1.7	13.3	7.4	15.0	7.5	2.9	6.8	8.9	16.0	7.8	12.4	8.0	1.7	7.9	7.6	2.6	13.6	8.8	9.7	11.2	9.7	8.4	
Daily average		Daily average Cement Mill 3	Y	Y	Y	Y	Y	Y	Y	Y	Y	Y	Y	Y	Y	Y	Y	Y	Y	Y	Y	Y	Y	Y	Y	Y	Y	Y	Y	Y	Y	Y	
		No. of invalid 1/2 hours	N	N	N	N	N	N	N	N	N	N	N	N	N	N	N	N	N	N	N	N	N	N	N	N	N	N	N	N	N	N	N
		Value exceeds ELV (Y/N)																															
		Sum of exceedances																															

Signed Victoria Smith Date 31/10/2013  
(Authorised to sign as representative of Castle Cement Ltd)

Permit Reference Number: BL10961BV010  
Installation: Padeswood Works

Operator: Castle Cement Ltd

Kiln Report of Continuous Monitored Emissions from Cement Mill 4 - mill filter (Emission Point A6)



Cement Mill 4 - mill filter			July 2013																														
		Date	1	2	3	4	5	6	7	8	9	10	11	12	13	14	15	16	17	18	19	20	21	22	23	24	25	26	27	28	29	30	31
	Daily average	ELV	30	30	0.08	0.05	1.81	1.48	1.84	1.59	3.78	0.87	1.04	1.14	1.83	1.88	1.77	2.22	3.05	2.48	0.48	0.27	0.13	0.46	0.28	0.61	0.30	0.27	0.20	0.38	0.29	0.15	
	Monthly maximum	CM 4 mill filter	Y	Y	Y	Y	Y	Y	Y	Y	Y	Y	Y	Y	Y	Y	Y	Y	Y	Y	Y	Y	Y	Y	Y	Y	Y	Y	Y	Y	Y	Y	
	No. of invalid days	Value invalid?	Y	Y	Y	Y	Y	Y	Y	Y	Y	Y	Y	Y	Y	Y	Y	Y	Y	Y	Y	Y	Y	Y	Y	Y	Y	Y	Y	Y	Y	Y	
	Total invalid 112 hours	No. of invalid 112 hours	N	N	N	N	N	N	N	N	N	N	N	N	N	N	N	N	N	N	N	N	N	N	N	N	N	N	N	N	N	N	
	Sum of exceedances	Value exceeds ELV (Y/N)	N	N	N	N	N	N	N	N	N	N	N	N	N	N	N	N	N	N	N	N	N	N	N	N	N	N	N	N	N	N	

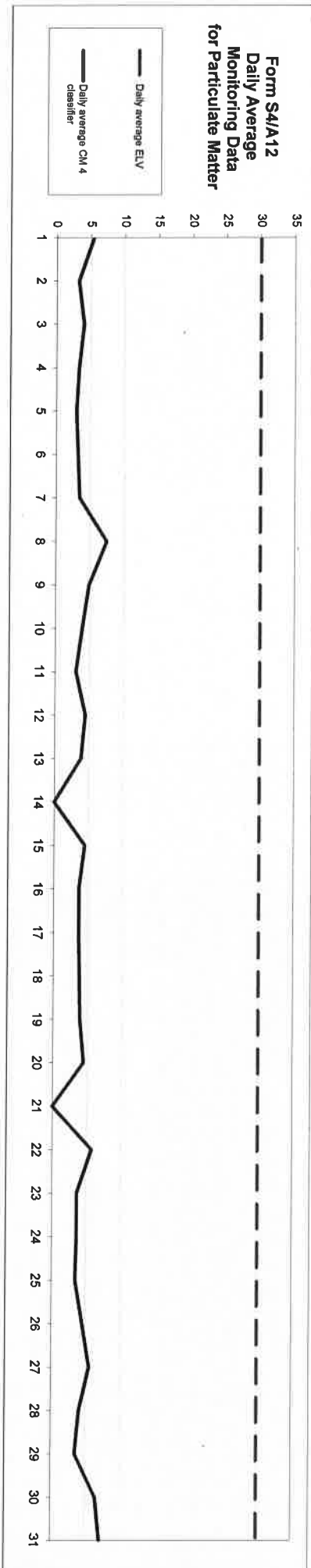
Signed Victoria Smith  
(Authorised to sign as representative of Castle Cement Ltd)

Date 31/10/2013

Permit Reference Number: BL10961BNV010  
Installation: Padeswood Works

Operator: Castle Cement Ltd

Kiln Report of Continuous Monitored Emissions from Cement Mill 4 - classifier (Emission Point A7)



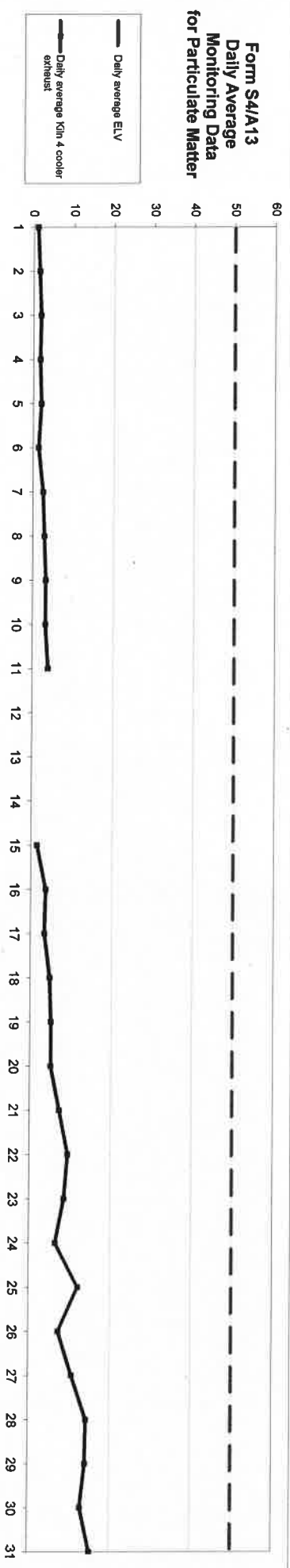
Signed Victoria Smith Date 31/10/2013  
(Authorised to sign as representative of Castle Cement Ltd)

Permit Reference Number: BL10961B/M010  
Installation: Padeswood Works

Operator: Castle Cement Ltd

Kiln Report of Continuous Monitored Emissions from Kiln 4 cooler exhaust (Emission Point A9)

Form S4/A13  
Daily Average  
Monitoring Data  
for Particulate Matter



Kiln 4 cooler exhaust		July 2013																															
Daily average	No. of invalid days	Date																															
		1	2	3	4	5	6	7	8	9	10	11	12	13	14	15	16	17	18	19	20	21	22	23	24	25	26	27	28	29	30	31	
		Daily average ELV	50	50	50	50	50	50	50	50	50	50	50	50	50	50	50	50	50	50	50	50	50	50	50	50	50	50	50	50	50	50	50
		Daily average kiln 4 cooler exhaust	1.1	1.5	1.9	1.7	2.0	1.4	2.5	2.9	3.3	3.2	3.9				1.5	3.7	3.5	4.8	5.2	5.2	7.3	9.5	8.6	6.5	12.1	7.3	10.7	14.3	14.1	12.5	15.2
Total invalid 1/2 hours	No. of invalid 1/2 hours	Y	Y	Y	Y	Y	Y	Y	Y	Y	Y	Y	Y	Y	Y	Y	Y	Y	Y	Y	Y	Y	Y	Y	Y	Y	Y	Y	Y	Y	Y	Y	
		N	N	N	N	N	N	N	N	N	N	N	N	N	N	N	N	N	N	N	N	N	N	N	N	N	N	N	N	N	N	N	N
Sum of exceedances		Value exceeds ELV (Y/N)																															

Signed Victoria Smith Date 31/10/2013  
(Authorised to sign as representative of Castle Cement Ltd)