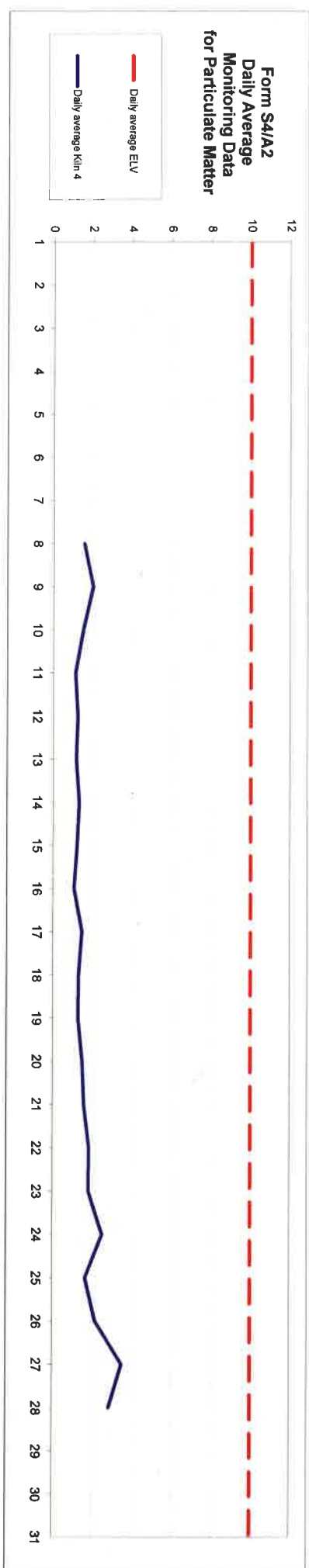


RECEIVED
23 APR 2014

Permit Reference Number: BL109618/M/10
Installation: Padeswood Works
Operator: Castle Cement Ltd
Kiln Report of Continuous Monitored Emissions from Kiln 4 (Emission Point A8)



Kiln 4																																
February 2014																																
	Date	1	2	3	4	5	6	7	8	9	10	11	12	13	14	15	16	17	18	19	20	21	22	23	24	25	26	27	28	29	30	31
Daily average	Daily average ELV	10	10	10	10	10	10	10	10	10	10	10	10	10	10	10	10	10	10	10	10	10	10	10	10	10	10	10	10	10	10	10
	Monthly maximum	4							1.57	2.02	1.51	1.12	1.26	1.17	1.33	1.22	1.06	1.46	1.32	1.26	1.50	1.59	1.86	1.84	2.52	1.67	2.19	3.53	2.89			
	No. of invalid data	Y	Y	Y	Y	Y	Y	Y	Y	Y	Y	Y	Y	Y	Y	Y	Y	Y	Y	Y	Y	Y	Y	Y	Y	Y	Y	Y	Y	Y	Y	
	Total invalid 112 hours																															
Sum of exceedances	Value exceeds ELV (T/M)	N	N	N	N	N	N	N	N	N	N	N	N	N	N	N	N	N	N	N	N	N	N	N	N	N	N	N	N	N	N	N

Signed
(Authorised to sign as representative of Castle Cement Ltd)
Date 13/03/2014

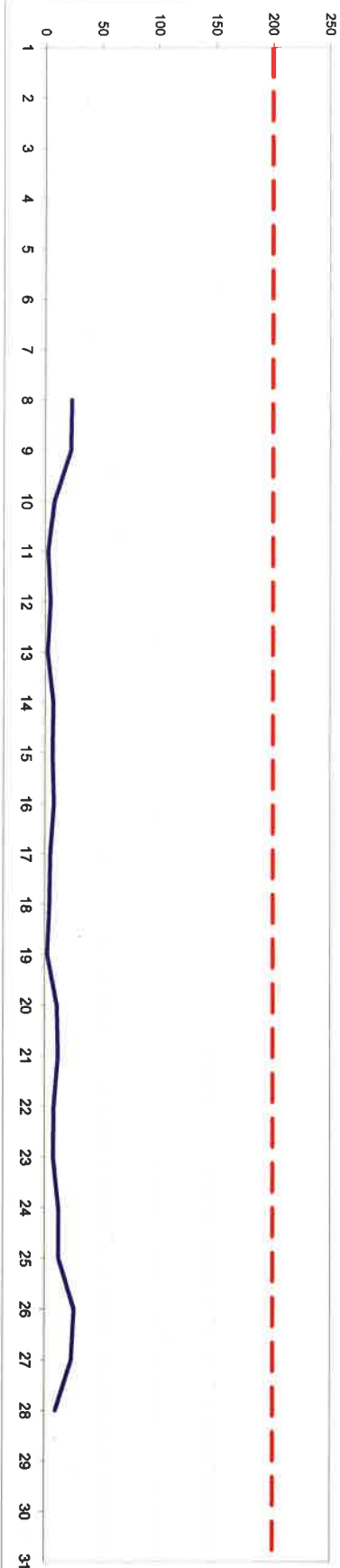
MONITORING RETURNS N. MAL'S
CHECKED vs AUTHORIZATION
11/03/2014
OK FOR PUBLIC RELEASE
INITIALS DATE
SR 24.4.14
JB 23.4.14
JB 24.4.14
ED 24.4.14

Operator: Castle Cement Ltd

Installation: Padeswood Works

Kiln Report of Continuous Monitored Emissions from Kiln 4 (Emission Point A8)

**Form SA/A6
Daily Average
Monitoring Data
for SOx**

[illegible]

Signed 
(Authorised to sign as representative of Castle Cement Ltd)

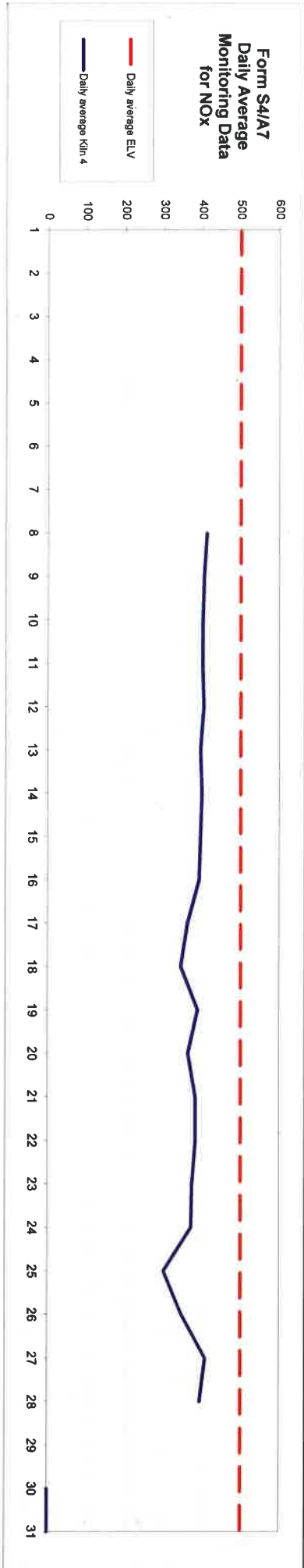
Date 13/03/2014

Permit Reference Number: BL10961BW010

Operator: Castle Cement Ltd

Installation: Padeswood Works

Kiln Report of Continuous Monitored Emissions from Kiln 4 (Emission Point A8)

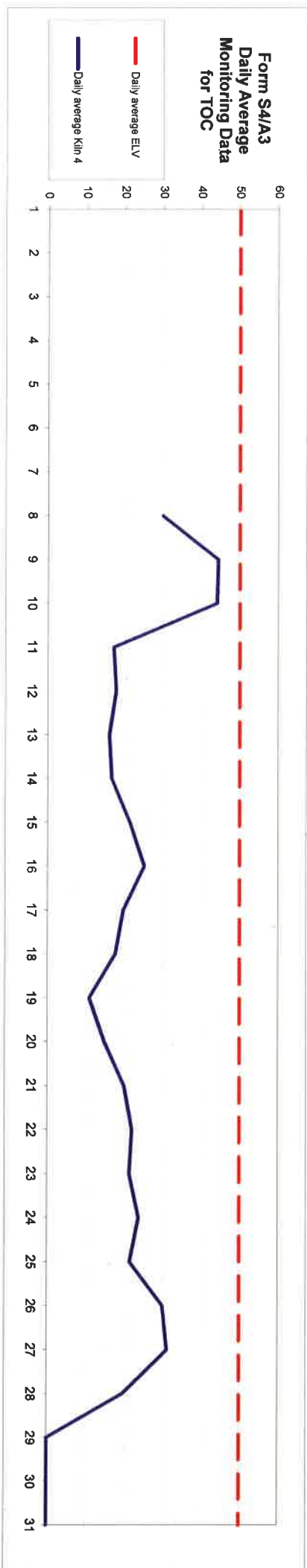


Kiln 4		February 2014																														
		Date																														
		Daily average ELV																														
		Daily average Kiln 4																														
		No. of invalid days																														
		Value valid?																														
		No. of invalid 1/2 hours																														
		Value exceeds ELV (Y/N)																														
		Sum of exceedances																														

Signed
(Authorised to sign on behalf of representative of Castle Cement Ltd)

Date 13/03/2014

Permit Reference Number: BL109615/V010
 Installation: Padeswood Works
 Operator: Castle Cement Ltd
 Kiln Report of Continuous Monitored Emissions from Kiln 4 (Emission Point A8)




Kiln 4																																	
February 2014		Date	1	2	3	4	5	6	7	8	9	10	11	12	13	14	15	16	17	18	19	20	21	22	23	24	25	26	27	28	29	30	31
		Daily average ELV	50	50	50	50	50	50	50	50	50	50	50	50	50	50	50	50	50	50	50	50	50	50	50	50	50	50	50	50	50	50	
Monthly maximum	44	Daily average Kiln 4																															
Daily average		No. of invalid days	Y	Y	Y	Y	Y	Y	Y	Y	Y	Y	Y	Y	Y	Y	Y	Y	Y	Y	Y	Y	Y	Y	Y	Y	Y	Y	Y	Y	Y		
		Total invalid 12 hours																															
		Sum of exceedances																															
		Value exceeds ELV (Y/N)	N	N	N	N	N	N	N	N	N	N	N	N	N	N	N	N	N	N	N	N	N	N	N	N	N	N	N	N	N		

Signed _____
 (Authorised to sign as representative of Castle Cement Ltd)

Date 13/03/2014

Permit Reference Number: BL10961BW010
Installation: Padeswood Works
Operator: Castle Cement Ltd

Kiln Report of Continuous Monitored Emissions from Kiln 4 (Emission Point A8)



Kiln 4			February 2014																														
		Date	1	2	3	4	5	6	7	8	9	10	11	12	13	14	15	16	17	18	19	20	21	22	23	24	25	26	27	28	29	30	31
		Daily average ELV	10	10	10	10	10	10	10	10	10	10	10	10	10	10	10	10	10	10	10	10	10	10	10	10	10	10	10	10	10	10	
Monthly maximum	6	Daily average Kiln 4								3.73	4.50	1.85	2.99	2.35	2.52	2.51	4.61	3.33	2.98	3.50	2.53	5.23	2.69	5.70	3.95	3.98	7.41	7.73	3.65				
No. of invalid days		Value valid?	Y	Y	Y	Y	Y	Y	Y	Y	Y	Y	Y	Y	Y	Y	Y	Y	Y	Y	Y	Y	Y	Y	Y	Y	Y	Y	Y	Y	Y	Y	
Total invalid 1/2 hours		No. of invalid 1/2 hours	N	N	N	N	N	N	N	N	N	N	N	N	N	N	N	N	N	N	N	N	N	N	N	N	N	N	N	N	N	N	
Sum of exceedances		Value exceeds ELV (Y/N)																															

Signed [Redacted]
(Authorised to sign as representative of Castle Cement Ltd)

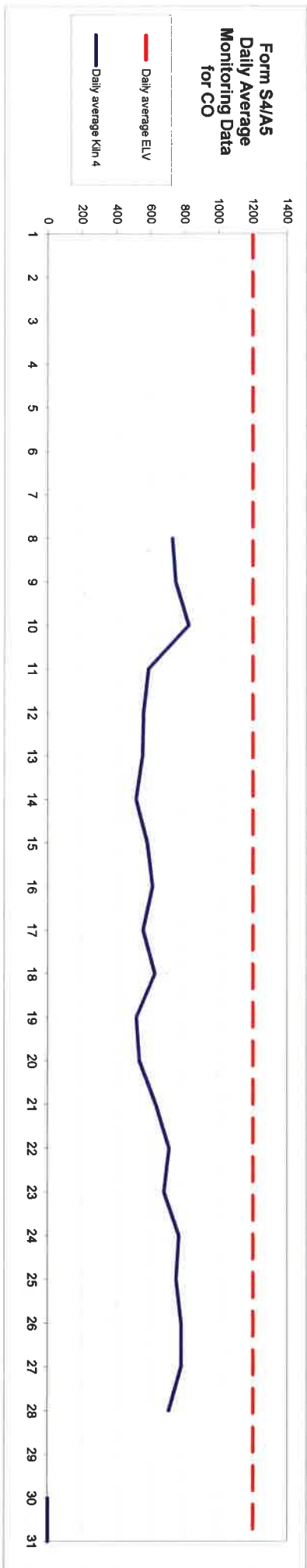
Date 13/03/2014

Permit Reference Number: BL10961BNV010

Operator: Castle UK Cement Ltd

Installation: Padeswood Works

Kiln Report of Continuous Monitored Emissions from Kiln 4 (Emission Point A8)



Kiln 4			February 2014																												
			Date																												
			Daily average ELV																												
Monthly maximum			826																												
No. of invalid days			Y																												
Total invalid 1/2 hours			Y																												
Sum of exceedances			N																												

Signed
(Authorised to sign as representative of Castle UK Cement Ltd)

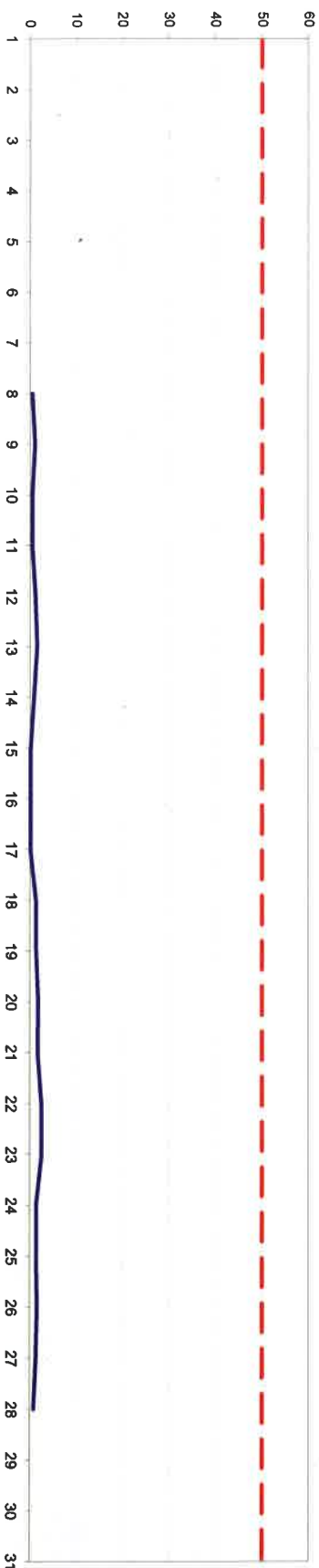
Date 13/03/2014

Operator: Castle Cement Ltd

Installation: Padeswood Works

Kiln Report of Continuous Monitored Emissions from Kiln 4 cooler exhaust (Emission Point A9)

Form S4/A13
Daily Average
Monitoring Data
for Particulate Matter



Kiln 4 cooler exhaust

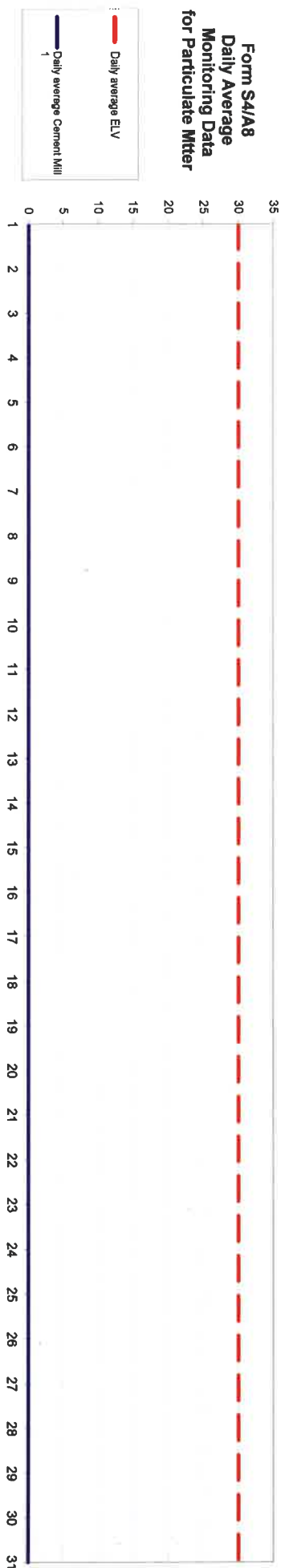
[illegible]

Signed _____
(Authorised to sign as _____, Castle Cement Ltd)

Date 13/03/2014

Permit Reference Number: BL10961BMV010
Installation: Padeswood Works
Operator: Castle Cement Ltd
Kiln Report of Continuous Monitored Emissions from Cement Mill 1 (Emission Point A3)

Form S4/A8
Daily Average
Monitoring Data
for Particulate Matter



Cement Mill 1		February 2014		Date		1	2	3	4	5	6	7	8	9	10	11	12	13	14	15	16	17	18	19	20	21	22	23	24	25	26	27	28	29	30	31
					Daily average ELV	30	30	30	30	30	30	30	30	30	30	30	30	30	30	30	30	30	30	30	30	30	30	30	30	30	30	30	30	30	30	30
					Daily average Cement Mill 1																															
Daily average					No. of invalid days	Y	Y	Y	Y	Y	Y	Y	Y	Y	Y	Y	Y	Y	Y	Y	Y	Y	Y	Y	Y	Y	Y	Y	Y	Y	Y	Y	Y	Y	Y	
					Total invalid 1/2 hours																															
					No. of invalid 1/2 hours	N	N	N	N	N	N	N	N	N	N	N	N	N	N	N	N	N	N	N	N	N	N	N	N	N	N	N	N	N	N	
					Value exceeds ELV (Y/N)																															
					Sum of exceedances																															

Mill 1 not in Operation

Signed
(Authorised to sign as representative of Castle Cement Ltd)

Date 13/03/2014

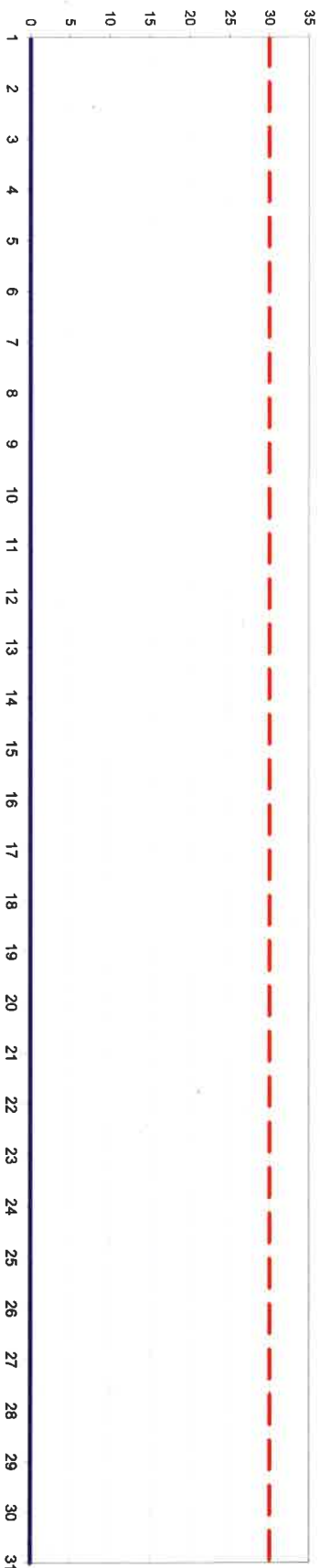
Permit Reference Number: BL109618AV010

Operator: Castle Cement Ltd

Installation: Padeswood Works

Kiln Report of Continuous Monitored Emissions from Cement Mill 2 (Emission Point A4)

Form S4/A9
Daily Average
Monitoring Data
for Particulate Matter



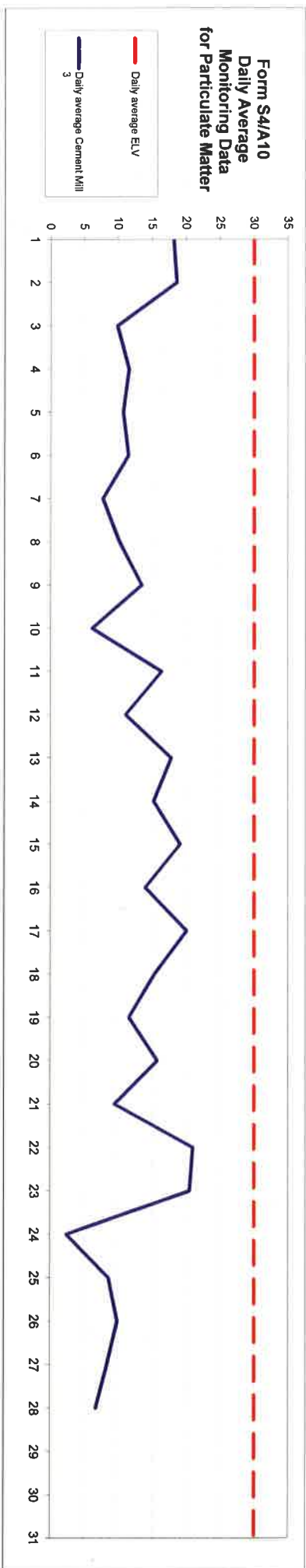
Cement Mill 2		February 2014																																
		Date		1	2	3	4	5	6	7	8	9	10	11	12	13	14	15	16	17	18	19	20	21	22	23	24	25	26	27	28	29	30	31
		Daily average ELV		30	30	30	30	30	30	30	30	30	30	30	30	30	30	30	30	30	30	30	30	30	30	30	30	30	30	30	30	30	30	30
		Daily average Cement Mill 2																																
		No. of invalid days		Y	Y	Y	Y	Y	Y	Y	Y	Y	Y	Y	Y	Y	Y	Y	Y	Y	Y	Y	Y	Y	Y	Y	Y	Y	Y	Y	Y	Y	Y	Y
		Total invalid 12 hours																																
		Sum of exceedances		N	N	N	N	N	N	N	N	N	N	N	N	N	N	N	N	N	N	N	N	N	N	N	N	N	N	N	N	N	N	N
		Value exceeds ELV (Y/N)																																

Mill 2 not in Operation

Signed
(Authorised to sign as representative of Castle Cement Ltd)

Date 13/03/2014

Permit Reference Number: BL10961BMV010
Installation: Padeswood Works
Operator: Castle Cement Ltd
Kiln Report of Continuous Monitored Emissions from Cement Mill 3 (Emission Point A5)



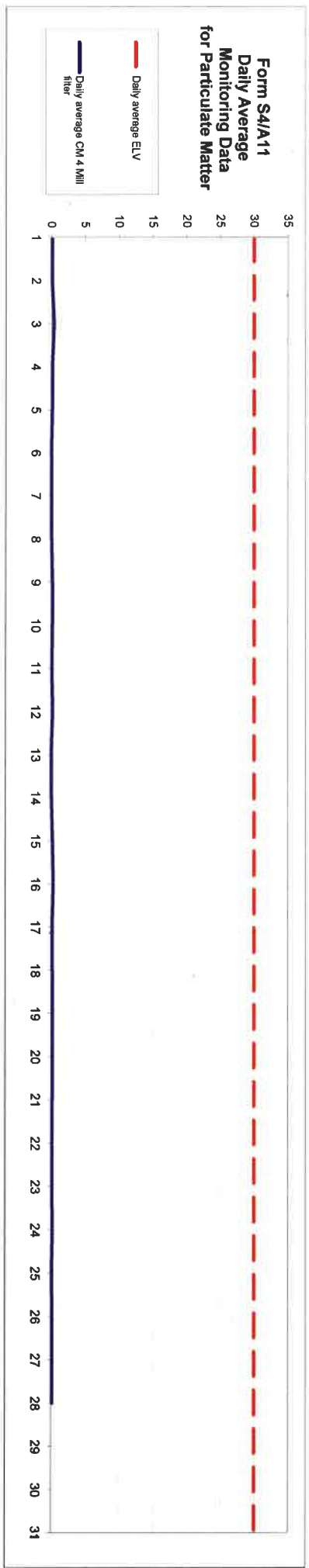
Cement Mill 3			February 2014			Date																														
Monthly maximum			Daily average ELV			30																														
21			18.17			9.90																														
No. of invalid days			Y			Y																														
Total invalid 1/2 hours			No. of invalid 1/2 hours			N																														
Sum of exceedances			Value exceeds ELV (Y/N)			N																														

Signed
(Authorised to act as representative of Castle Cement Ltd)

Date 13/03/2014

Permit Reference Number: BL10961BW010
Installation: Padeswood Works
Operator: Castle Cement Ltd

Kiln Report of Continuous Monitored Emissions from Cement Mill 4 - mill filter (Emission Point A6)



Cement Mill 4 - mill filter			February 2014																															
Daily average	Total invalid 1/2 hours	Sum of exceedances	Date																															
			1	2	3	4	5	6	7	8	9	10	11	12	13	14	15	16	17	18	19	20	21	22	23	24	25	26	27	28	29	30	31	
			Daily average ELV	Daily average CM 4 mill filter	Daily average ELV	Daily average CM 4 mill filter	Daily average ELV	Daily average CM 4 mill filter	Daily average ELV	Daily average CM 4 mill filter	Daily average ELV	Daily average CM 4 mill filter	Daily average ELV	Daily average CM 4 mill filter	Daily average ELV	Daily average CM 4 mill filter	Daily average ELV	Daily average CM 4 mill filter	Daily average ELV	Daily average CM 4 mill filter	Daily average ELV	Daily average CM 4 mill filter	Daily average ELV	Daily average CM 4 mill filter	Daily average ELV	Daily average CM 4 mill filter	Daily average ELV	Daily average CM 4 mill filter	Daily average ELV	Daily average CM 4 mill filter	Daily average ELV	Daily average CM 4 mill filter	Daily average ELV	Daily average CM 4 mill filter
0			Y	0.08	0.36	0.11	0.10		Y	Y	Y	Y	Y	Y	Y	Y	Y	Y	Y	Y	Y	Y	Y	Y	Y	Y	Y	Y	Y	Y	Y	Y	Y	Y
			Y	Y	Y	Y	Y	Y	Y	Y	Y	Y	Y	Y	Y	Y	Y	Y	Y	Y	Y	Y	Y	Y	Y	Y	Y	Y	Y	Y	Y	Y	Y	Y
			N	N	N	N	N	N	N	N	N	N	N	N	N	N	N	N	N	N	N	N	N	N	N	N	N	N	N	N	N	N	N	N


Signed [Signature]
(Authorised to sign as representative of Castle Cement Ltd)

Date 13/03/2014

Permit Reference Number: BL1096IBN010
Installation: Padeswood Works

Operator: Castle Cement Ltd

Kiln Report of Continuous Monitored Emissions from Cement Mill 4 - classifier (Emission Point A7)



Cement Mill 4 - classifier																																	
February 2014																																	
		Date	1	2	3	4	5	6	7	8	9	10	11	12	13	14	15	16	17	18	19	20	21	22	23	24	25	26	27	28	29	30	31
		Daily average ELV	30	30	30	30	30	30	30	30	30	30	30	30	30	30	30	30	30	30	30	30	30	30	30	30	30	30	30	30	30	30	30
Monthly maximum		Daily average CM 4 classifier	7.53	10.32	7.48	7.74	9.46	8.86	7.77	7.14	8.90	8.85	9.91	8.92	8.38	7.70	10.42	9.97	10.21	11.05	9.64	10.66	9.96	11.33	10.05	9.15	10.70	9.95	12.95	13.50			
No. of invalid days		Value valid	Y	Y	Y	Y	Y	Y	Y	Y	Y	Y	Y	Y	Y	Y	Y	Y	Y	Y	Y	Y	Y	Y	Y	Y	Y	Y	Y	Y	Y	Y	
Total invalid 12 hours		No. of invalid 12 hours	N	N	N	N	N	N	N	N	N	N	N	N	N	N	N	N	N	N	N	N	N	N	N	N	N	N	N	N	N	N	N
Sum of exceedances		Value exceeds ELV (Y/N)	N	N	N	N	N	N	N	N	N	N	N	N	N	N	N	N	N	N	N	N	N	N	N	N	N	N	N	N	N	N	N

Signed _____
(Authorised to sign as representative of Castle Cement Ltd)

Date 13/03/2014