

RECEIVED  
30 OCT 2013


Permit Reference Number: BL10961BW010

Operator: Castle Cement Ltd

Installation: Padeswood Works

Kiln Report of Continuous Monitored Emissions from Kiln 4 (Emission Point A8)

Form S4/A2  
Daily Average  
Monitoring Data  
for Particulate Matter



Klin 4			September 2013																														
		Date	1	2	3	4	5	6	7	8	9	10	11	12	13	14	15	16	17	18	19	20	21	22	23	24	25	26	27	28	29	30	31
Daily average		Daily average ELV	10	10	10	10	10	10	10	10	10	10	10	10	10	10	10	10	10	10	10	10	10	10	10	10	10	10	10	10	10	10	
		Monthly maximum	1	1.27	1.15	1.15	1.01	0.64	0.19	0.25	0.24	0.22	0.32	0.42	0.32	0.39	0.38	0.35	0.37	0.41	0.53	0.76	0.39	0.44	0.40	0.37	0.35	0.36	0.57	1.02	0.48	0.44	0.42
		No. of invalid days	Y	Y	Y	Y	Y	Y	Y	Y	Y	Y	Y	Y	Y	Y	Y	Y	Y	Y	Y	Y	Y	Y	Y	Y	Y	Y	Y	Y	Y	Y	
		Value walk?*	Y	Y	Y	Y	Y	Y	Y	Y	Y	Y	Y	Y	Y	Y	Y	Y	Y	Y	Y	Y	Y	Y	Y	Y	Y	Y	Y	Y	Y	Y	
Daily average		No. of invalid 1/2 hours	N	N	N	N	N	N	N	N	N	N	N	N	N	N	N	N	N	N	N	N	N	N	N	N	N	N	N	N	N	N	N
		Sum of exceedances	N	N	N	N	N	N	N	N	N	N	N	N	N	N	N	N	N	N	N	N	N	N	N	N	N	N	N	N	N	N	N

Signed \_\_\_\_\_ Victoria Smith  
(Authorised to sign as representative of Castle Cement Ltd)

Date 30/10/2013


MONITORING RETURNS N. WALSH  
CHECKED BY AUTHORITY  
TWOCHONG  
OK FOR PUBLIC REGISTER  
INITIALS DATE  
SL 30/10/13  
JB 31.10.13  
JB 30/12/13  
JB 30/12/13

Permit Reference Number: BL10961BV010

Operator: Castle Cement Ltd

Installation: Padeswood Works

Klin Report of Continuous Monitored Emissions from Klin 4 (Emission Point A8)



Klin 4

Daily average	September 2013	Date	1	2	3	4	5	6	7	8	9	10	11	12	13	14	15	16	17	18	19	20	21	22	23	24	25	26	27	28	29	30	31
		Daily average ELV	50	50	50	50	50	50	50	50	50	50	50	50	50	50	50	50	50	50	50	50	50	50	50	50	50	50	50	50	50	50	
		Monthly maximum	21	20	20	13	17	16	15	16	16	12	17	14	15	21	23	29	40	46	41	21	21	26	17	19	37	54	46	38	32	50	
		No. of invalid days	Y	Y	Y	Y	Y	Y	Y	Y	Y	Y	Y	Y	Y	Y	Y	Y	Y	Y	Y	Y	Y	Y	Y	Y	Y	Y	Y	Y	Y	Y	
		Value valid?																															
	Total invalid 1/2 hours	No. of invalid 1/2 hours																															
	Sum of exceedances	Value exceeds ELV (Y/N)	N	N	N	N	N	N	N	N	N	N	N	N	N	N	N	N	N	N	N	N	N	N	N	N	N	N	N	N	N	N	

Signed  
(Authorised to sign as representative of Castle Cement Ltd)

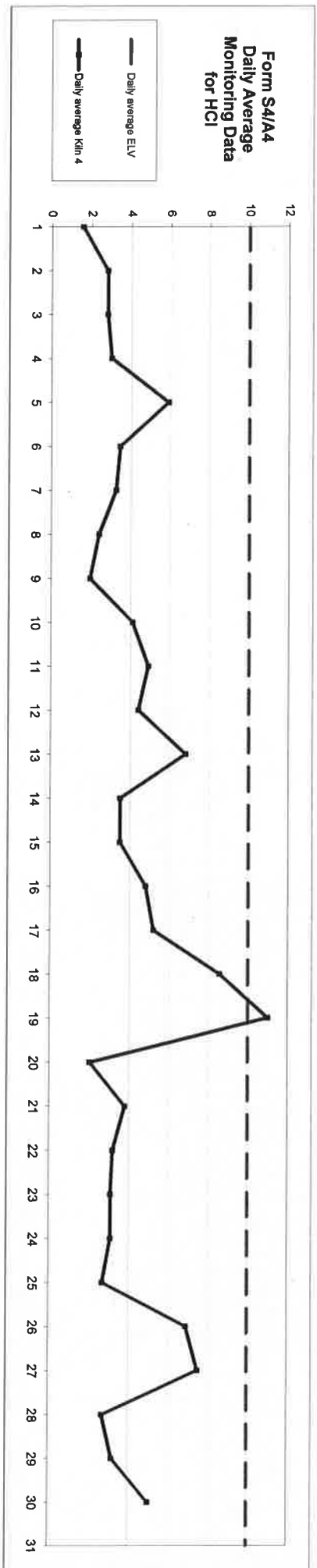
Victoria Smith

Date 30/10/2013

Permit Reference Number: BL10961B/V010  
Installation: Padeswood Works

Operator: Castle Cement Ltd

Kiln Report of Continuous Monitored Emissions from Kiln 4 (Emission Point A8)



Kiln 4

September 2013		Date																														
		1	2	3	4	5	6	7	8	9	10	11	12	13	14	15	16	17	18	19	20	21	22	23	24	25	26	27	28	29	30	31
	Daily average ELV	10	10	10	10	10	10	10	10	10	10	10	10	10	10	10	10	10	10	10	10	10	10	10	10	10	10	10	10	10	10	10
Monthly maximum		2	3	3	3	6	3	3	2	2	4	5	4	7	4	4	5	5	9	11	2	4	3	3	3	3	7	8	3	3	5	10
No. of invalid days		Y	Y	Y	Y	Y	Y	Y	Y	Y	Y	Y	Y	Y	Y	Y	Y	Y	Y	Y	Y	Y	Y	Y	Y	Y	Y	Y	Y	Y	Y	
Total invalid 1/2 hours		33																		16	17											
Sum of exceedances		1	N	N	N	N	N	N	N	N	N	N	N	N	N	N	N	N	N	Y	N	N	N	N	N	N	N	N	N	N	N	
	Value exceeds ELV (Y/N)																															

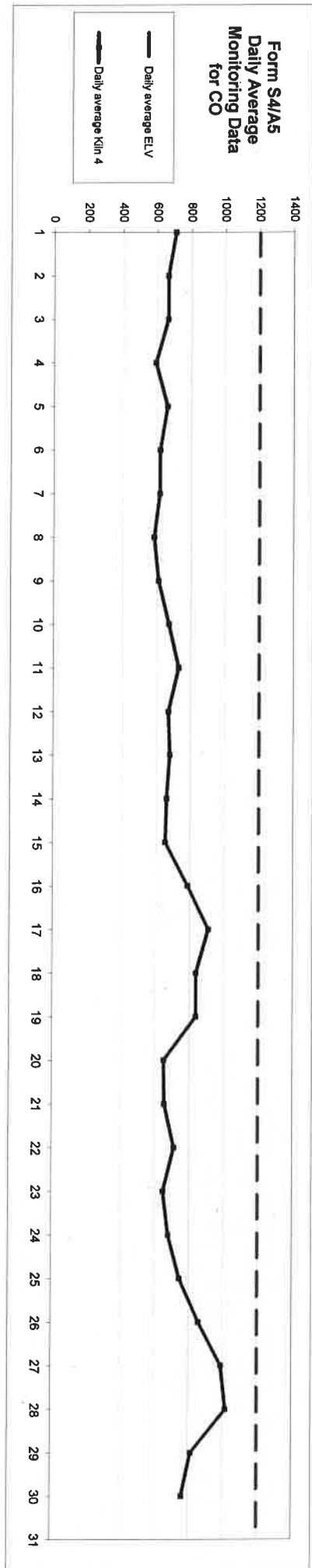
Signed: Victoria Smith Date: 30/10/2013  
(Authorised to sign as representative of Castle Cement Ltd)

Permit Reference Number: BL10961BAV010

Installation: Padeswood Works

Operator: Castle UK Cement Ltd

Kiln Report of Continuous Monitored Emissions from Kiln 4 (Emission Point A8)



Kiln 4		April 2013																																
Daily average	Monthly maximum	Date		1	2	3	4	5	6	7	8	9	10	11	12	13	14	15	16	17	18	19	20	21	22	23	24	25	26	27	28	29	30	31
		Daily average ELV		1200	1200	1200	1200	1200	1200	1200	1200	1200	1200	1200	1200	1200	1200	1200	1200	1200	1200	1200	1200	1200	1200	1200	1200	1200	1200	1200	1200	1200	1200	1200
		1018		708	653	653	591	661	618	616	585	611	672	731	670	680	661	654	786	909	837	837	650	655	712	649	680	747	859	991	1019	816	782	
		No. of invalid days		Y	Y	Y	Y	Y	Y	Y	Y	Y	Y	Y	Y	Y	Y	Y	Y	Y	Y	Y	Y	Y	Y	Y	Y	Y	Y	Y	Y	Y	Y	
		Total invalid 112 hours																																
Sum of exceedances																																		
		Value exceeds ELV (Y/N)		N	N	N	N	N	N	N	N	N	N	N	N	N	N	N	N	N	N	N	N	N	N	N	N	N	N	N	N	N	N	

Signed Victoria Smith Date 30/10/2013  
(Authorised to sign as representative of Castle UK Cement Ltd)

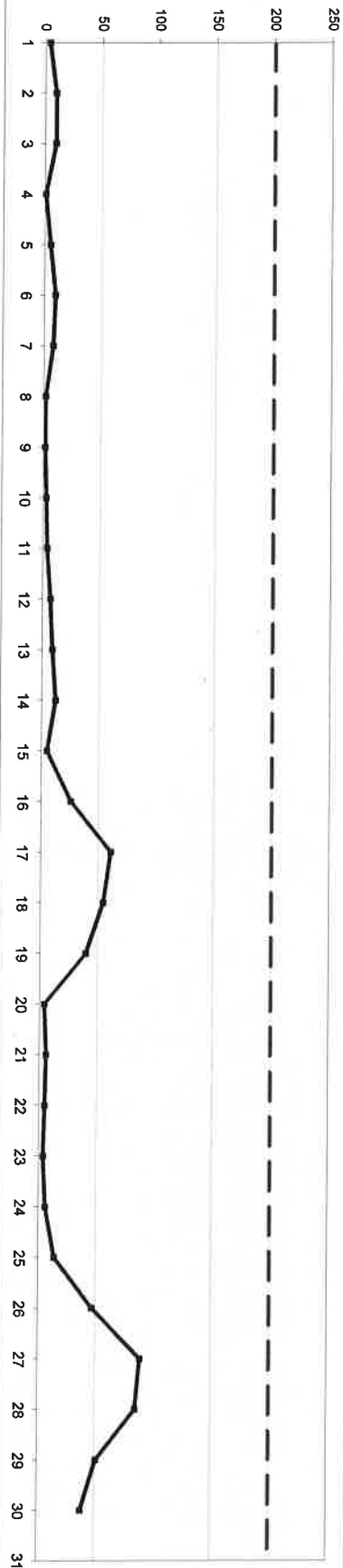
Permit Reference Number: BL10961BMV10

Installation: Padeswood Works

Operator: Castle Cement Ltd

Kiln Report of Continuous Monitored Emissions from Kiln 4 (Emission Point A8)

Form S4/A6  
Daily Average  
Monitoring Data  
for SOx



Kiln 4

September 2013		Date																														
Daily average ELV		1	2	3	4	5	6	7	8	9	10	11	12	13	14	15	16	17	18	19	20	21	22	23	24	25	26	27	28	29	30	31
Monthly maximum		200	200	200	200	200	200	200	200	200	200	200	200	200	200	200	200	200	200	200	200	200	200	200	200	200	200	200	200	200	200	200
Daily average Km 4	89	4	10	10	1	5	10	8	2	2	3	4	7	9	12	5	26	61	55	40	4	6	5	4	6	14	47	89	85	51	38	200
No. of invalid days		Y	Y	Y	Y	Y	Y	Y	Y	Y	Y	Y	Y	Y	Y	Y	Y	Y	Y	Y	Y	Y	Y	Y	Y	Y	Y	Y	Y	Y	Y	
Total invalid 1/2 hours		Y	Y	Y	Y	Y	Y	Y	Y	Y	Y	Y	Y	Y	Y	Y	Y	Y	Y	Y	Y	Y	Y	Y	Y	Y	Y	Y	Y	Y	Y	
Sum of exceedances		N	N	N	N	N	N	N	N	N	N	N	N	N	N	N	N	N	N	N	N	N	N	N	N	N	N	N	N	N	N	
		Value exceeds ELV (Y/N)																														
		N	N	N	N	N	N	N	N	N	N	N	N	N	N	N	N	N	N	N	N	N	N	N	N	N	N	N	N	N	N	


Signed Victoria Smith  
(Authorised to sign as representative of Castle Cement Ltd)

Date 30/10/2013

Permit Reference Number: BL10961BV010  
Installation: Padeswood Works

Operator: Castle Cement Ltd

Klin Report of Continuous Monitored Emissions from Klin 4 (Emission Point A8)



Klin 4		September 2013																																
Daily average	No. of invalid days	Date		1	2	3	4	5	6	7	8	9	10	11	12	13	14	15	16	17	18	19	20	21	22	23	24	25	26	27	28	29	30	31
		Daily average ELV		500	500	500	500	500	500	500	500	500	500	500	500	500	500	500	500	500	500	500	500	500	500	500	500	500	500	500	500	500	500	500
		Monthly maximum		444	299	289	345	389	355	371	380	393	363	373	356	361	281	242	382	391	376	384	401	377	380	372	375	385	361	370	374	370	374	370
		Daily average		444	299	289	345	389	355	371	380	393	363	373	356	361	281	242	382	391	376	384	401	377	380	372	375	385	361	370	374	370	374	370
Total invalid 12 hours		No. of invalid 12 hours		Y	Y	Y	Y	Y	Y	Y	Y	Y	Y	Y	Y	Y	Y	Y	Y	Y	Y	Y	Y	Y	Y	Y	Y	Y	Y	Y	Y	Y	Y	
Sum of exceedances		Value exceeds ELV (Y/N)		N	N	N	N	N	N	N	N	N	N	N	N	N	N	N	N	N	N	N	N	N	N	N	N	N	N	N	N	N	N	

Signed Victoria Smith  
(Authorised to sign as representative of Castle Cement Ltd)


Date 30/10/2013

Permit Reference Number: BL10961BW010  
Installation: Padeswood Works

Operator: Castle Cement Ltd

Kiln Report of Continuous Monitored Emissions from Cement Mill 1 (Emission Point A3)

Form S4/A8  
Daily Average  
Monitoring Data  
for Particulate Matter



Cement Mill 1		September 2013																													
Daily average	Monthly maximum	Daily average ELV																													
	No. of invalid data	Daily average Cement Mill 1																													
	Total invalid 1/2 hours	Value valid?																													
	Sum of exceedances	Value exceeds ELV (Y/N)																													
		1	2	3	4	5	6	7	8	9	10	11	12	13	14	15	16	17	18	19	20	21	22	23	24	25	26	27	28	29	30
	30	30	30	30	30	30	30	30	30	30	30	30	30	30	30	30	30	30	30	30	30	30	30	30	30	30	30	30	30	30	30
	Y	Y	Y	Y	Y	Y	Y	Y	Y	Y	Y	Y	Y	Y	Y	Y	Y	Y	Y	Y	Y	Y	Y	Y	Y	Y	Y	Y	Y	Y	Y
	N	N	N	N	N	N	N	N	N	N	N	N	N	N	N	N	N	N	N	N	N	N	N	N	N	N	N	N	N	N	N

Mill 1 not in Operation


Signed Victoria Smith Date 30/10/2013  
(Authorised to sign as representative of Castle Cement Ltd)

Permit Reference Number: BL10961BW010  
Installation: Padeswood Works

Operator: Castle Cement Ltd

Kiln Report of Continuous Monitored Emissions from Cement Mill 2 (Emission Point A4)

Form S4/A9  
Daily Average  
Monitoring Data  
for Particulate Matter



Cement Mill 2

Daily average	September 2013	Date	1	2	3	4	5	6	7	8	9	10	11	12	13	14	15	16	17	18	19	20	21	22	23	24	25	26	27	28	29	30	31
		Daily average ELV	30	30	30	30	30	30	30	30	30	30	30	30	30	30	30	30	30	30	30	30	30	30	30	30	30	30	30	30	30	30	30
	Monthly maximum	Daily average Cement Mill 2																															
	No. of invalid days	Value valid?	Y	Y	Y	Y	Y	Y	Y	Y	Y	Y	Y	Y	Y	Y	Y	Y	Y	Y	Y	Y	Y	Y	Y	Y	Y	Y	Y	Y	Y	Y	
	Total invalid 1/2 hours	No. of invalid 1/2 hours																															
	Sum of exceedances	Value exceeds ELV (Y/N)	N	N	N	N	N	N	N	N	N	N	N	N	N	N	N	N	N	N	N	N	N	N	N	N	N	N	N	N	N	N	N

Mill 2 not in Operation

Signed Victoria Smith  
(Authorised to sign as representative of Castle Cement Ltd)

Date 30/10/2013






Permit Reference Number: BL10961BW010  
Installation: Padeswood Works

Operator: Castle Cement Ltd

Kiln Report of Continuous Monitored Emissions from Cement Mill 4 - mill filter (Emission Point A6)



Cement Mill 4 - mill filter									
September 2013									
		Date	1	2	3	4	5	6	7
		Daily average ELV	30	30	30	30	30	30	30
		Daily average CM 4 Mill filter	0.21	0.24	0.15	0.30	0.12	0.21	0.18
		Value valid?	Y	Y	Y	Y	Y	Y	Y
		No. of invalid 1/2 hours							
		Sum of exceedances	N	N	N	N	N	N	N
		Date	8	9	10	11	12	13	14
		Daily average ELV	30	30	30	30	30	30	30
		Daily average CM 4 Mill filter	0.17	0.27	0.19	0.26	0.18	0.21	0.14
		Value valid?	Y	Y	Y	Y	Y	Y	Y
		No. of invalid 1/2 hours							
		Sum of exceedances	N	N	N	N	N	N	N
		Date	15	16	17	18	19	20	21
		Daily average ELV	30	30	30	30	30	30	30
		Daily average CM 4 Mill filter	0.14	0.23	0.17	0.19	0.18	0.15	0.12
		Value valid?	Y	Y	Y	Y	Y	Y	Y
		No. of invalid 1/2 hours							
		Sum of exceedances	N	N	N	N	N	N	N
		Date	22	23	24	25	26	27	28
		Daily average ELV	30	30	30	30	30	30	30
		Daily average CM 4 Mill filter	0.19	0.25	0.09	0.13	0.01	0.10	0.13
		Value valid?	Y	Y	Y	Y	Y	Y	Y
		No. of invalid 1/2 hours							
		Sum of exceedances	N	N	N	N	N	N	N
		Date	29	30	31				
		Daily average ELV	30	30	30				
		Daily average CM 4 Mill filter	Y	Y	Y				
		Value valid?	Y	Y	Y				
		No. of invalid 1/2 hours							
		Sum of exceedances	N	N	N				

Signed Victoria Smith  
(Authorised to sign as representative of Castle Cement Ltd)

Date 30/10/2013

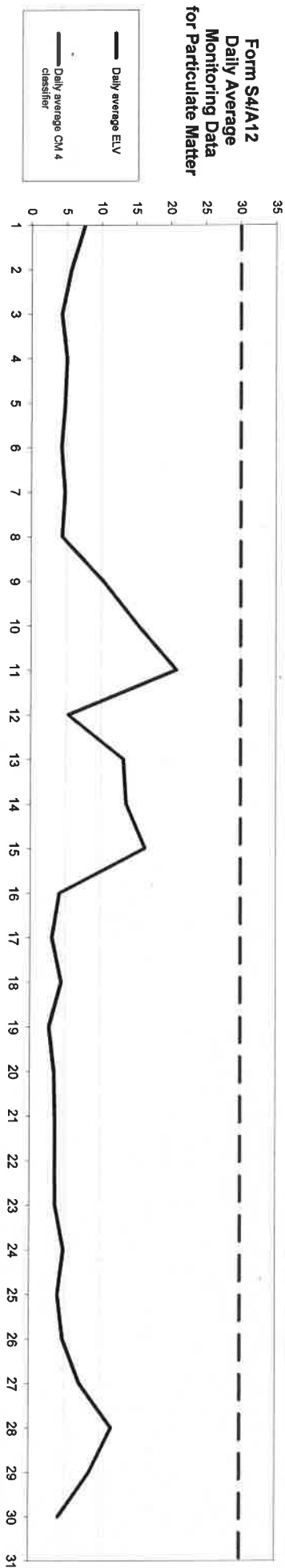
Permit Reference Number: BL10961BW010

Operator: Castle Cement Ltd

Installation: Padeswood Works

Kiln Report of Continuous Monitored Emissions from Cement Mill 4 - classifier (Emission Point A7)

Form S4/A12  
Daily Average  
Monitoring Data  
for Particulate Matter



Cement Mill 4 - classifier

	September 2013																																	
	Daily average	ELV	1	2	3	4	5	6	7	8	9	10	11	12	13	14	15	16	17	18	19	20	21	22	23	24	25	26	27	28	29	30	31	
	Daily average	ELV	30	30	30	30	30	30	30	30	30	30	30	30	30	30	30	30	30	30	30	30	30	30	30	30	30	30	30	30	30	30	30	
Monthly maximum		Daily average C/A <classifier>	7.58	5.65	4.32	5.05	4.80	4.30	4.79	4.42	10.33	16.33	20.85	5.34	13.25	13.65	16.36	4.15	3.13	4.45	2.71	3.48	3.60	3.62	3.68	4.86	4.07	4.78	7.18	11.22	8.62	4.23		
No. of invalid days		Value valid?	Y	Y	Y	Y	Y	Y	Y	Y	Y	Y	Y	Y	Y	Y	Y	Y	Y	Y	Y	Y	Y	Y	Y	Y	Y	Y	Y	Y	Y	Y		
Total invalid 1/2 hours		No. of invalid 1/2 hours																																
Sum of exceedances		Value exceeds ELV (Y/N)	N	N	N	N	N	N	N	N	N	N	N	N	N	N	N	N	N	N	N	N	N	N	N	N	N	N	N	N	N	N	N	

Signed Victoria Smith  
(Authorised to sign as representative of Castle Cement Ltd)

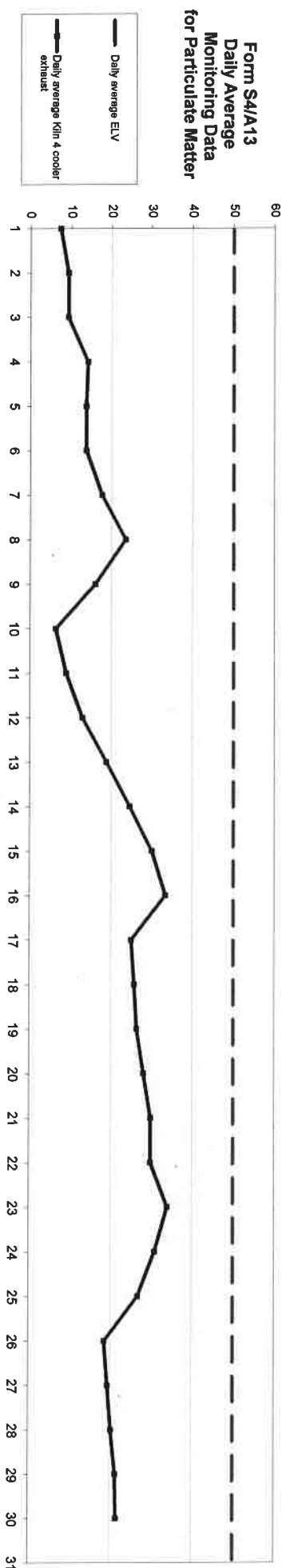
Date 30/10/2013

Permit Reference Number: BL10961BW010  
Installation: Padeswood Works

Operator: Castle Cement Ltd

Kiln Report of Continuous Monitored Emissions from Kiln 4 cooler exhaust (Emission Point A9)

Form S4/A13  
Daily Average  
Monitoring Data  
for Particulate Matter



Kiln 4 cooler exhaust

	September 2013																															
	Date	1	2	3	4	5	6	7	8	9	10	11	12	13	14	15	16	17	18	19	20	21	22	23	24	25	26	27	28	29	30	31
	Daily average ELV	50	50	50	50	50	50	50	50	50	50	50	50	50	50	50	50	50	50	50	50	50	50	50	50	50	50	50	50	50	50	50
Monthly maximum	Daily average Kiln a cooler each	7.4	9.3	9.3	14.1	13.7	13.8	17.6	23.5	16.0	6.3	8.9	12.9	18.8	24.6	30.1	33.4	26.0	25.8	26.4	28.1	29.9	29.8	34.0	30.9	26.8	18.6	19.4	20.2	21.3	21.5	
Daily average	No. of invalid days	Y	Y	Y	Y	Y	Y	Y	Y	Y	Y	Y	Y	Y	Y	Y	Y	Y	Y	Y	Y	Y	Y	Y	Y	Y	Y	Y	Y	Y	Y	
	Total invalid 1/2 hours																															
	Sum of exceedances	N	N	N	N	N	N	N	N	N	N	N	N	N	N	N	N	N	N	N	N	N	N	N	N	N	N	N	N	N	N	N

Signed Victoria Smith  
(Authorised to sign as representative of Castle Cement Ltd)

Date 30/10/2013