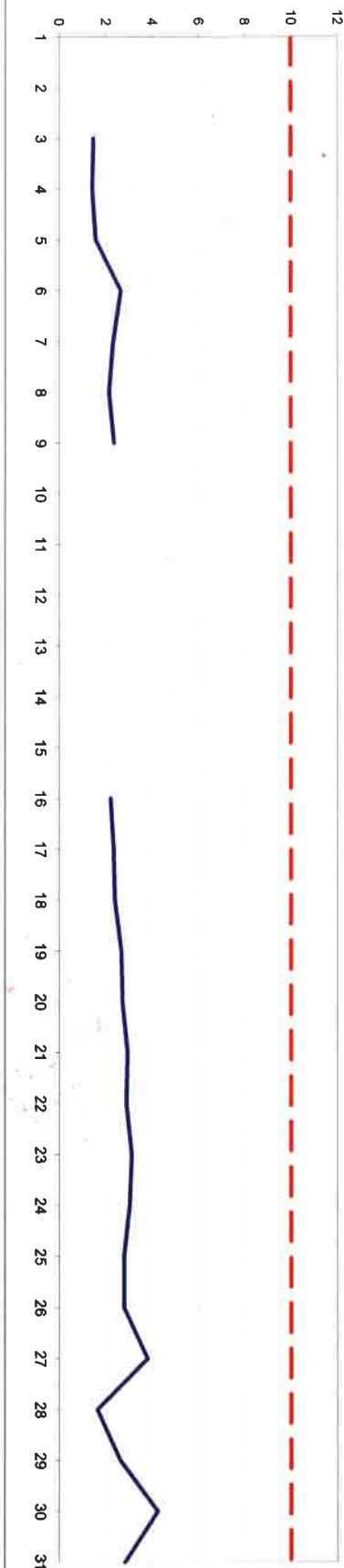




Permit Reference Number: BL10961EMV010  
Installation: Padeswood Works  
Operator: Castle Cement Ltd  
Kiln Report of Continuous Monitored Emissions from Kiln 4 (Emission Point A8)

Form SA/A2  
Daily Average  
Monitoring Data  
for Particulate Matter



Kin 4																																	
March 2014		Date																															
		1	2	3	4	5	6	7	8	9	10	11	12	13	14	15	16	17	18	19	20	21	22	23	24	25	26	27	28	29	30	31	
Monthly maximum		10	10	10	10	10	10	10	10	10	10	10	10	10	10	10	10	10	10	10	10	10	10	10	10	10	10	10	10	10	10	10	
No. of invalid days		4		1.48	1.43	1.56	2.56	2.32	2.15	2.36								2.22	2.33	2.39	2.56	2.71	2.53	2.88	3.11	3.03	2.76	2.78	3.79	1.55	2.63	4.24	2.83
Daily average																																	
No. of invalid 1/2 hours																																	
Total invalid 1/2 hours																																	
Sum of exceedances																																	
Value exceeds ELV (Y/N)																																	
Value exceeds ELV (Y/N)																																	

Signed  
(Authorised to sign on behalf of Castle Cement Ltd)  
Date 07/04/2013

CONTINUOUS RETURNS N. WALSH

CHECKED VS AUTHORIZATION

TRACING

OK FOR PUBLIC RELEASE

7/10/13 13:15:15

INITIALS DATE  
SR 24.4.14  
JB 23.4.14  
SK 24.4.14  
JB Edm.

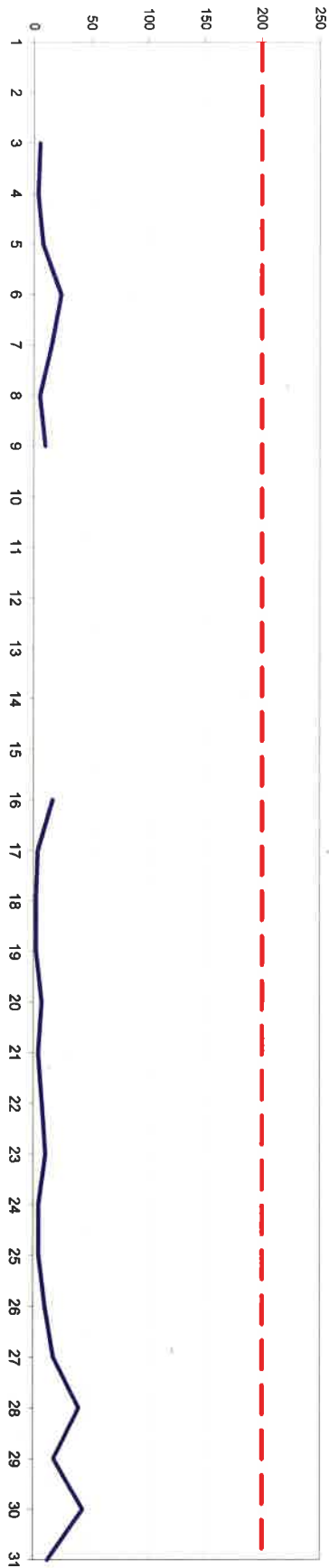
Permit Reference Number: BL1096/BV010

Operator: Castle Cement Ltd

Installation: Padeswood Works

Kiln Report of Continuous Monitored Emissions from Kiln 4 (Emission Point A8)

Form S4/A6  
Daily Average  
Monitoring Data  
for SOx



Kiln 4	March 2014																																
	Date																																
Daily average	Daily average ELV	1	2	3	4	5	6	7	8	9	10	11	12	13	14	15	16	17	18	19	20	21	22	23	24	25	26	27	28	29	30	31	
	Monthly maximum	43	200	200	200	200	200	200	200	200	200	200	200	200	200	200	200	200	200	200	200	200	200	200	200	200	200	200	200	200	200	200	
	No. of invalid days		Y	Y	Y	Y	Y	Y	Y	Y	Y	Y	Y	Y	Y	Y	Y	Y	Y	Y	Y	Y	Y	Y	Y	Y	Y	Y	Y	Y	Y	Y	
	Total invalid 1/2 hours																																
	Sum of exceedances																																
	No. of invalid 1/2 hours		N	N	N	N	N	N	N	N	N	N	N	N	N	N	N	N	N	N	N	N	N	N	N	N	N	N	N	N	N	N	
	Value exceeds ELV (Y/N)																																

Signed  
(Authorised to sign as representative of Castle Cement Ltd)


Date 07/04/2013

Permit Reference Number: BL10961BAV010

Installation: Padeswood Works

Operator: Castle Cement Ltd

Kiln Report of Continuous Monitored Emissions from Kiln 4 (Emission Point A8)

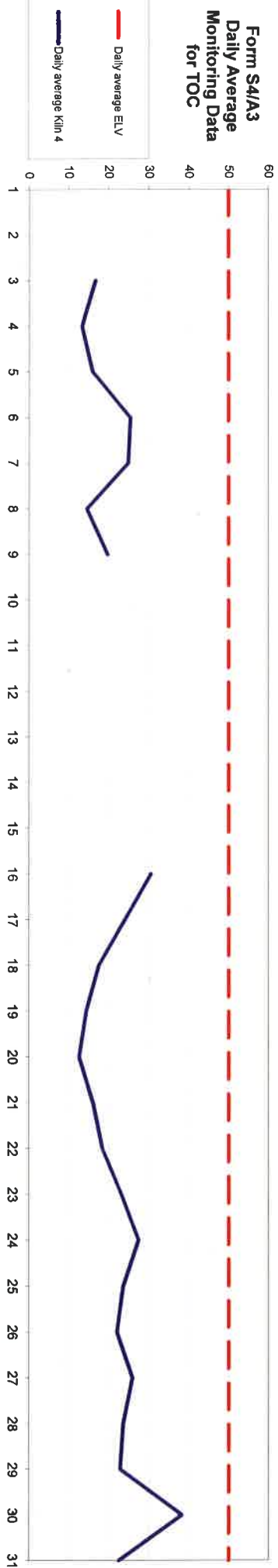


Kiln 4	March 2014																																	
	Date																																	
Daily average	Monthly maximum	442	500	500	500	500	500	500	500	500	500	500	500	500	500	500	500	500	500	500	500	500	500	500	500	500	500	500	500	500	500	500	500	500
	No. of invalid days		Y	Y	Y	Y	Y	Y	Y	Y	Y	Y	Y	Y	Y	Y	Y	Y	Y	Y	Y	Y	Y	Y	Y	Y	Y	Y	Y	Y	Y	Y	Y	
	Total invalid 1/2 hours																																	
	Sum of exceedances																																	
																		</																

Signed  
(Authorised to sign as representative of Castle Cement Ltd)

Date 07/04/2013

Form S4/A3  
Daily Average  
Monitoring Data  
for TOC



Klin 4		March 2014		Date		1	2	3	4	5	6	7	8	9	10	11	12	13	14	15	16	17	18	19	20	21	22	23	24	25	26	27	28	29	30	31
					Daily average ELV	50	50	50	50	50	50	50	50	50	50	50	50	50	50	50	50	50	50	50	50	50	50	50	50	50	50	50	50	50	50	50
					Monthly maximum	38																														
Daily average					No. of invalid days	Y	Y	Y	Y	Y	Y	Y	Y	Y	Y	Y	Y	Y	Y	Y	Y	Y	Y	Y	Y	Y	Y	Y	Y	Y	Y	Y	Y	Y	Y	
					Value valid																															
					No. of invalid 1/2 hours																															
					Sum of exceedances																															
					Value exceeds ELV (Y/N)	N	N	N	N	N	N	N	N	N	N	N	N	N	N	N	N	N	N	N	N	N	N	N	N	N	N	N	N	N	N	

Signed  
(Authorised to sign as representative of Castle Cement Ltd)


Date 07/04/2013

Operator: Castle Cement Ltd

### Kiln Report of Continuous Monitored Emissions from Kiln 4 (Emission Point A8)

— Daily average ELV

— Daily average Klin 4

[illegible]

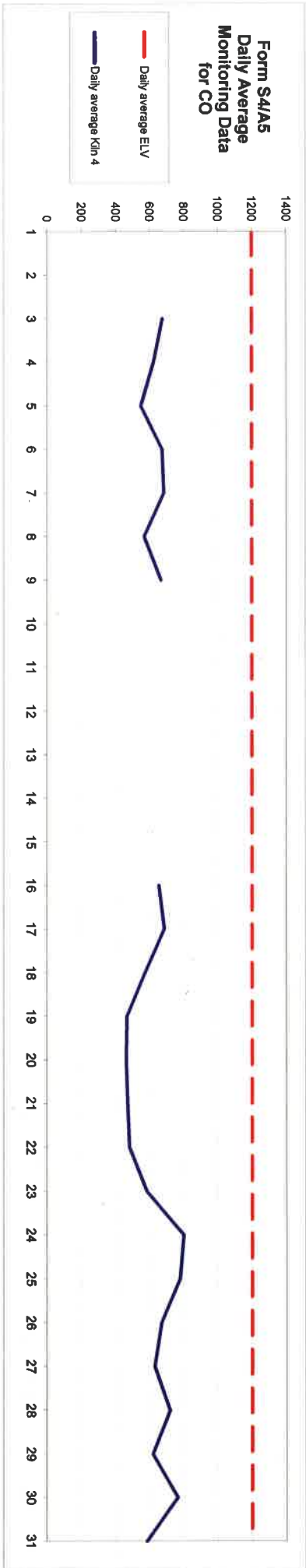
Date 07/04/2013

Permit Reference Number: BL10961BW010

Installation: Padeswood Works

Operator: Castle UK Cement Ltd

Kiln Report of Continuous Monitored Emissions from Kiln 4 (Emission Point A8)

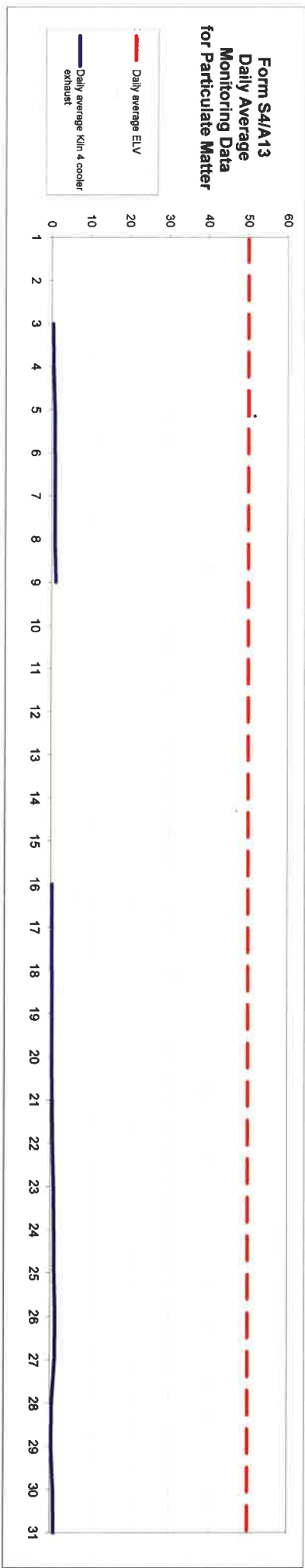


Kiln 4	March 2014																																
	Date	1	2	3	4	5	6	7	8	9	10	11	12	13	14	15	16	17	18	19	20	21	22	23	24	25	26	27	28	29	30	31	
	Daily average ELV	1200	1200	1200	1200	1200	1200	1200	1200	1200	1200	1200	1200	1200	1200	1200	1200	1200	1200	1200	1200	1200	1200	1200	1200	1200	1200	1200	1200	1200	1200	1200	1200
	Monthly maximum	802		678	626	551	676	686	589	670																							
Daily average	No. of invalid days		Y	Y	Y	Y	Y	Y	Y	Y	Y	Y	Y	Y	Y	Y	Y	Y	Y	Y	Y	Y	Y	Y	Y	Y	Y	Y	Y	Y	Y	Y	
	Total invalid 1/2 hours																																
	No. of invalid 1/2 hours		N	N	N	N	N	N	N	N	N	N	N	N	N	N	N	N	N	N	N	N	N	N	N	N	N	N	N	N	N	N	N
	Sum of exceedances																																
	Value exceeds ELV (Y/N)		N	N	N	N	N	N	N	N	N	N	N	N	N	N	N	N	N	N	N	N	N	N	N	N	N	N	N	N	N	N	N

Signed  
(Authorised to sign as representative of Castle UK Cement Ltd)

Date 07/04/2013

Kiln Report of Continuous Monitored Emissions from Kiln 4 cooler exhaust (Emission Point A9)



Kin 4 cooler exhaust		March 2014																																
Daily average		Date	1	2	3	4	5	6	7	8	9	10	11	12	13	14	15	16	17	18	19	20	21	22	23	24	25	26	27	28	29	30	31	
	Monthly maximum	Daily average ELV	50	50	50	50	50	50	50	50	50	50	50	50	50	50	50	50	50	50	50	50	50	50	50	50	50	50	50	50	50	50	50	
	No. of invalid data	Daily average Kin 4 cooler exhaust	0.4	0.4	0.5	0.8	0.9	0.9	0.9	0.9	1.2	1.2	1.2	1.2	1.2	1.2	1.2	1.2	1.2	1.2	1.2	1.2	1.2	1.2	1.2	1.2	1.2	1.2	1.2	1.2	1.2	1.2	1.2	
	Total invalid 1/2 hours	Value valid?	Y	Y	Y	Y	Y	Y	Y	Y	Y	Y	Y	Y	Y	Y	Y	Y	Y	Y	Y	Y	Y	Y	Y	Y	Y	Y	Y	Y	Y	Y	Y	
	Sum of exceedances	No. of invalid 1/2 hours	0	0	0	0	0	0	0	0	0	0	0	0	0	0	0	0	0	0	0	0	0	0	0	0	0	0	0	0	0	0	0	0
		Value exceeds ELV (Y/N)	N	N	N	N	N	N	N	N	N	N	N	N	N	N	N	N	N	N	N	N	N	N	N	N	N	N	N	N	N	N	N	N

Signed


(Authorised to sign as representative of Castle Cement Ltd)

Date

07/04/2013



Permit Reference Number: BL10961B/V010  
 Installation: Padeswood Works  
 Operator: Castle Cement Ltd  
 Kiln Report of Continuous Monitored Emissions from Cement Mill 1 (Emission Point A3)



Cement Mill 1		March 2014																																		
Daily average	Monthly maximum	Date		1	2	3	4	5	6	7	8	9	10	11	12	13	14	15	16	17	18	19	20	21	22	23	24	25	26	27	28	29	30	31		
		Daily average ELV		30	30	30	30	30	30	30	30	30	30	30	30	30	30	30	30	30	30	30	30	30	30	30	30	30	30	30	30	30	30	30	30	
		No. of invalid days		Y	Y	Y	Y	Y	Y	Y	Y	Y	Y	Y	Y	Y	Y	Y	Y	Y	Y	Y	Y	Y	Y	Y	Y	Y	Y	Y	Y	Y	Y	Y	Y	
		Total invalid 1/2 hours																																		
		Sum of exceedances																																		

Mill 1 not in Operation  
 Signed  
 (Authorised to sign as representative of Castle Cement Ltd)  
 Date 07/04/2013




Permit Reference Number: BL1096IBV010

Operator: Castle Cement Ltd

Installation: Padeswood Works

Kiln Report of Continuous Monitored Emissions from Cement Mill 2 (Emission Point A4)



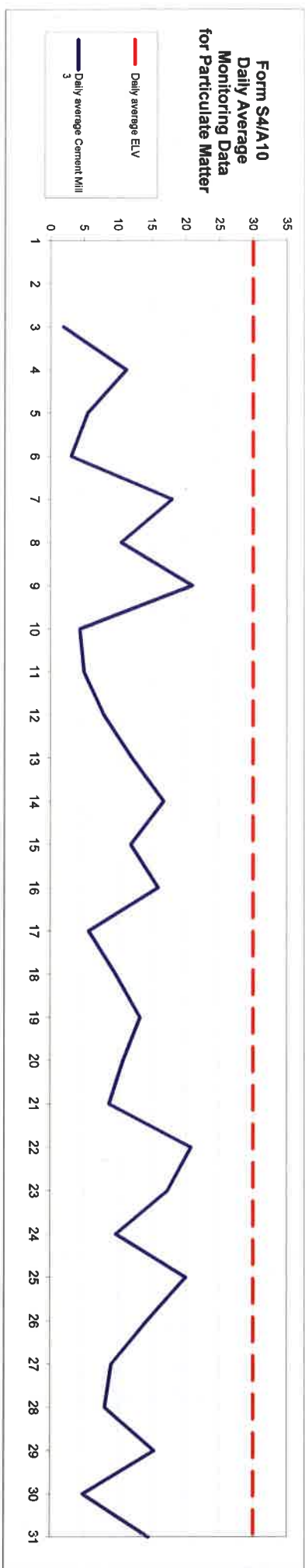
Cement Mill 2		March 2014																														
		Date																														
		1	2	3	4	5	6	7	8	9	10	11	12	13	14	15	16	17	18	19	20	21	22	23	24	25	26	27	28	29	30	31
	Daily average ELV	30	30	30	30	30	30	30	30	30	30	30	30	30	30	30	30	30	30	30	30	30	30	30	30	30	30	30	30	30	30	30
	Monthly maximum																															
	No. of invalid days																															
	Daily average Cement Mill 2																															
	Value valid?	Y	Y	Y	Y	Y	Y	Y	Y	Y	Y	Y	Y	Y	Y	Y	Y	Y	Y	Y	Y	Y	Y	Y	Y	Y	Y	Y	Y	Y	Y	Y
	No. of invalid 1/2 hours																															
	Total invalid 1/2 hours																															
	Value exceeds ELV (Y/N)	N	N	N	N	N	N	N	N	N	N	N	N	N	N	N	N	N	N	N	N	N	N	N	N	N	N	N	N	N	N	N
	Sum of exceedances																															

Mill 2 not in Operation

Signed  
(Authorised to sign as representative of Castle Cement Ltd)

Date 07/04/2013

Permit Reference Number: BL10961BN/010  
Installation: Padeswood Works  
Operator: Castle Cement Ltd  
Kiln Report of Continuous Monitored Emissions from Cement Mill 3 (Emission Point A5)



Cement Mill 3

March 2014	Date	1	2	3	4	5	6	7	8	9	10	11	12	13	14	15	16	17	18	19	20	21	22	23	24	25	26	27	28	29	30	31
Daily average ELV		30	30	30	30	30	30	30	30	30	30	30	30	30	30	30	30	30	30	30	30	30	30	30	30	30	30	30	30	30	30	30
Monthly maximum	21	11.11		1.91	11.25	5.53	3.07	18.00	10.47	20.99	4.39	5.03	7.95	12.13	16.76	11.89	15.97	5.70	9.70	13.27	10.75	8.74	20.79	17.38	9.74	20.00	14.34	9.07	8.12	15.37	4.86	14.56
No. of invalid days		Y	Y	Y	Y	Y	Y	Y	Y	Y	Y	Y	Y	Y	Y	Y	Y	Y	Y	Y	Y	Y	Y	Y	Y	Y	Y	Y	Y	Y	Y	Y
Total invalid 12 hours																																
Sum of exceedances		N	N	N	N	N	N	N	N	N	N	N	N	N	N	N	N	N	N	N	N	N	N	N	N	N	N	N	N	N	N	N

Signed  
(Authorised to sign as representative of Castle Cement Ltd)


Date 07/04/2013

Permit Reference Number: BL1096IBV010

Operator: Castle Cement Ltd

Installation: Padeswood Works

Kiln Report of Continuous Monitored Emissions from Cement Mill 4 - mill filter (Emission Point A6)



Cement Mill 4 - mill filter																																
March 2014																																
	Date	1	2	3	4	5	6	7	8	9	10	11	12	13	14	15	16	17	18	19	20	21	22	23	24	25	26	27	28	29	30	31
	Daily average ELV	30	30	30	30	30	30	30	30	30	30	30	30	30	30	30	30	30	30	30	30	30	30	30	30	30	30	30	30	30	30	30
Monthly maximum	Daily average CM 4 Mill filter	0.21	0.18	0.17	0.18	0.19	0.26	0.16	0.22	0.16	0.13	0.19	0.15	0.17	0.25	0.22	0.10	0.23	0.14	0.11	0.10	0.09	0.11	0.07	0.15	0.10	0.10	0.17	0.13	0.13	0.13	
Daily average	Value valid?	Y	Y	Y	Y	Y	Y	Y	Y	Y	Y	Y	Y	Y	Y	Y	Y	Y	Y	Y	Y	Y	Y	Y	Y	Y	Y	Y	Y	Y	Y	
Total invalid 12 hours	No. of invalid 12 hours																															
Sum of exceedances	Value exceeds ELV (Y/N)	N	N	N	N	N	N	N	N	N	N	N	N	N	N	N	N	N	N	N	N	N	N	N	N	N	N	N	N	N	N	N

Signed  
(Authorised to sign as representative of Castle Cement Ltd)


Date 07/04/2013

Permit Reference Number: BL1096IBV010

Operator: Castle Cement Ltd

Installation: Padeswood Works

Kiln Report of Continuous Monitored Emissions from Cement Mill 4 - classifier (Emission Point A7)



Cement Mill 4 - classifier

March 2014																															
Daily maximum	30	30	30	30	30	30	30	30	30	30	30	30	30	30	30	30	30	30	30	30	30	30	30	30	30	30	30	30	30	30	30
No. of invalid days	Y	Y	Y	Y	Y	Y	Y	Y	Y	Y	Y	Y	Y	Y	Y	Y	Y	Y	Y	Y	Y	Y	Y	Y	Y	Y	Y	Y	Y	Y	Y
Total invalid 12 hours																															
Sum of exceedances	N	N	N	N	N	N	N	N	N	N	N	N	N	N	N	N	N	N	N	N	N	N	N	N	N	N	N	N	N	N	N

Signed  
(Authorised to sign as representative of Castle Cement Ltd)

Date 07/04/2013