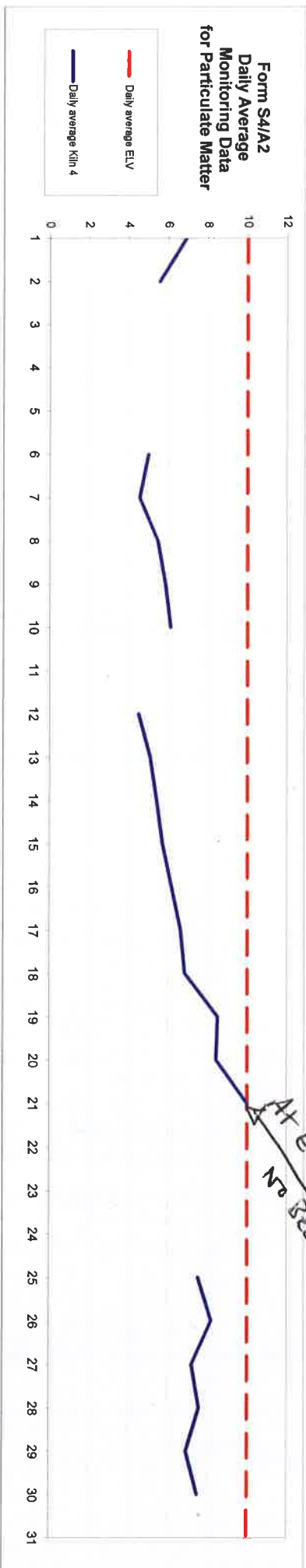




Permit Reference Number: BL109618/V010
Installation: Padeswood Works
Operator: Castle Cement Ltd
Kiln Report of Continuous Monitored Emissions from Kiln 4 (Emission Point A8)



Kiln 4		June 2014																																
Daily average	Monthly maximum	10	Daily average ELV																															
	No. of invalid days	10	Daily average Kiln 4																															
	Total invalid 12 hours		Value valid?																															
	Sum of exceedances		Value exceeds ELV (Y/N)																															
			1	2	3	4	5	6	7	8	9	10	11	12	13	14	15	16	17	18	19	20	21	22	23	24	25	26	27	28	29	30	31	
			10	10	10	10	10	10	10	10	10	10	10	10	10	10	10	10	10	10	10	10	10	10	10	10	10	10	10	10	10	10	10	
			7	6	5	5	5	5	5	5	5	5	5	5	5	5	5	5	5	5	5	5	5	5	5	5	5	5	5	5	5	5		
			Y	Y	Y	Y	Y	Y	Y	Y	Y	Y	Y	Y	Y	Y	Y	Y	Y	Y	Y	Y	Y	Y	Y	Y	Y	Y	Y	Y	Y	Y		
			N	N	N	N	N	N	N	N	N	N	N	N	N	N	N	N	N	N	N	N	N	N	N	N	N	N	N	N	N	N	N	

Signed
(Authorised to sign on behalf of Castle Cement Ltd)

Date 17/07/2014

MONITORING RETURNS N. M. M. R. S.
CHECKED vs AUTHORITY
TYPING
OK FOR PUBLIC REGISTER
INITIALS DATE
SR 13.8.14
JB 30.7.14
SR 13.8.14
JB EDan

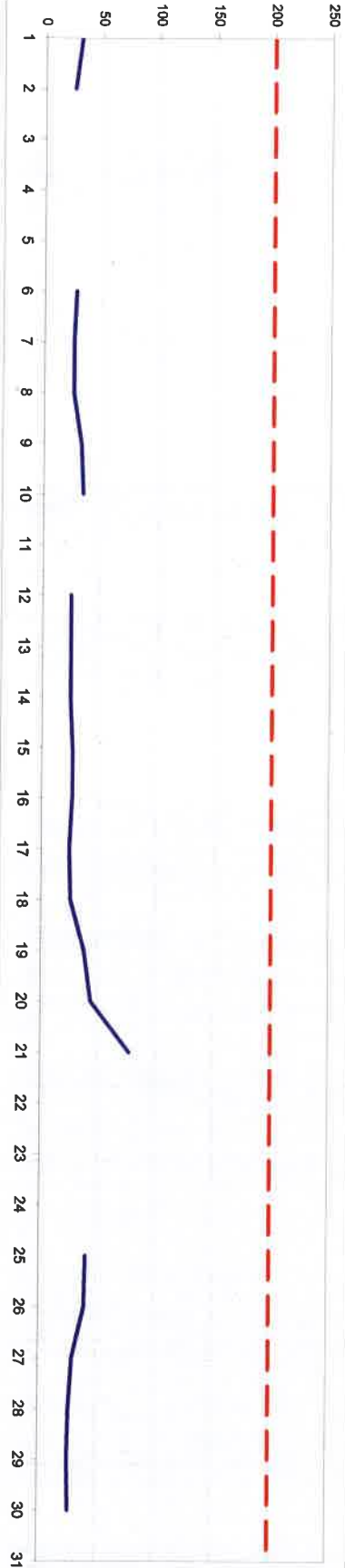
Permit Reference Number: BL109618/V0-10

Operator: Castle Cement Ltd

Installation: Padeswood Works

Kiln Report of Continuous Monitored Emissions from Kiln 4 (Emission Point A8)

Form SA/A6
Daily Average
Monitoring Data
for SOx



Kiln 4		Date																															
June 2014		1	2	3	4	5	6	7	8	9	10	11	12	13	14	15	16	17	18	19	20	21	22	23	24	25	26	27	28	29	30	31	
Daily average	Monthly maximum	200	200	200	200	200	200	200	200	200	200	200	200	200	200	200	200	200	200	200	200	200	200	200	200	200	200	200	200	200	200	200	
	Monthly minimum	78	32	26	Y	Y	28	26	26	33	35	25	25	25	27	27	25	26	38	44	78	Y	Y	Y	41	40	30	27	26	27	Y	Y	
	No. of invalid days																																
	Total invalid 1/2 hours																																
	Sum of exceedances																																
	Value exceeds ELV (Y/N)	N	N	N	N	N	N	N	N	N	N	N	N	N	N	N	N	N	N	N	N	N	N	N	N	N	N	N	N	N	N	N	

Signed
(Authorised to sign as representative of Castle Cement Ltd)

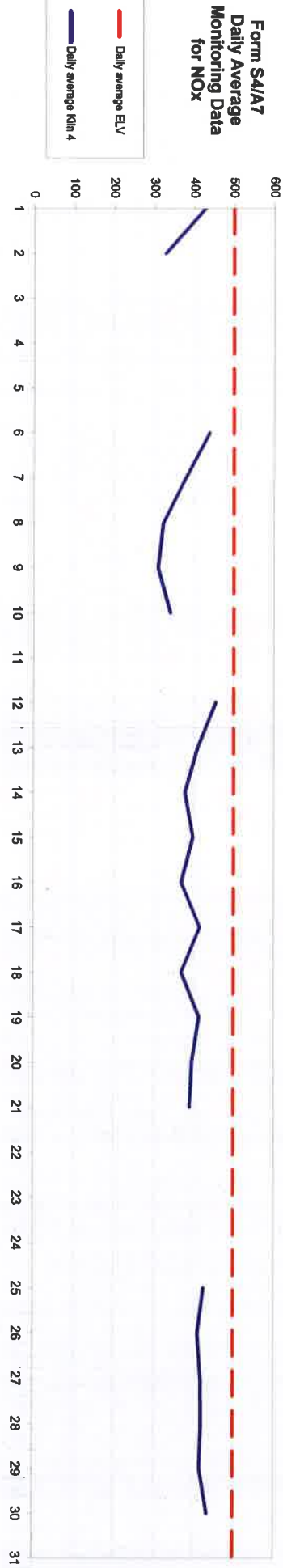
Date 17/07/2014

Permit Reference Number: BL10961BNV010

Operator: Castle Cement Ltd

Installation: Padeswood Works

Kiln Report of Continuous Monitored Emissions from Kiln 4 (Emission Point A8)



Kiln 4		June 2014																														
Daily average	Monthly maximum	455																														
	No. of invalid days																															
	Total invalid 1/2 hours																															
	Sum of exceedances																															

Signed
(Authorised to sign as representative of Castle Cement Ltd)


Date 17/07/2014

Permit Reference Number: BL10961BAV010

Operator: Castle Cement Ltd

Installation: Padeswood Works

Kiln Report of Continuous Monitored Emissions from Kiln 4 (Emission Point A8)



Kiln 4		June 2014																														
Daily average	Date	1	2	3	4	5	6	7	8	9	10	11	12	13	14	15	16	17	18	19	20	21	22	23	24	25	26	27	28	29	30	31
	Daily average ELV	50	50	50	50	50	50	50	50	50	50	50	50	50	50	50	50	50	50	50	50	50	50	50	50	50	50	50	50	50	50	50
	Monthly maximum	33	22	21			20	17	22	26	31		13	10	13	17	14	13	14	17	22	33					20	21	17	16		
	No. of invalid drops		Y	Y	Y	Y	Y	Y	Y	Y	Y	Y	Y	Y	Y	Y	Y	Y	Y	Y	Y	Y	Y	Y	Y	Y	Y	Y	Y	Y	Y	Y
	Value valid?																															
Total invalid 12 hours																																
Sum of exceedances		N	N	N	N	N	N	N	N	N	N	N	N	N	N	N	N	N	N	N	N	N	N	N	N	N	N	N	N	N	N	N
	Value exceeds ELV (Y/N)																															

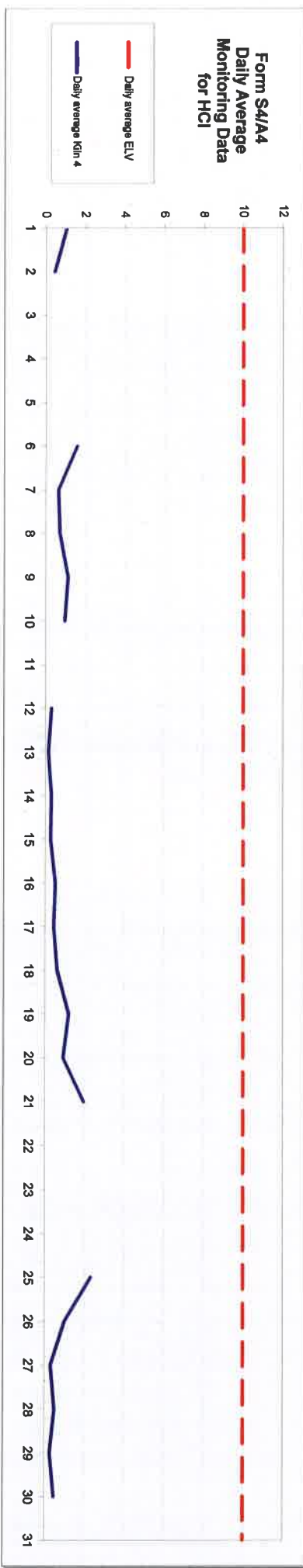
Signed
(Authorised to sign as representative of Castle Cement Ltd)

Date 17/07/2014

Permit Reference Number: BL109618/V010
Installation: Padeswood Works.

Operator: Castle Cement Ltd

Kiln Report of Continuous Monitored Emissions from Kiln 4 (Emission Point A6)



Kiln 4

June 2014	Date	1	2	3	4	5	6	7	8	9	10	11	12	13	14	15	16	17	18	19	20	21	22	23	24	25	26	27	28	29	30	31
Daily average ELV		1.1	0.4	1.6	0.6	0.7	1.1	1.0	1.0	0.3	0.2	0.3	0.5	0.4	0.6	1.2	2.0	1.0	2.3	1.0	0.3	0.5	0.3	0.5	0.3	0.5	0.3	0.5	0.3	0.5	0.3	0.5
Monthly maximum		1.1	0.4	1.6	0.6	0.7	1.1	1.0	1.0	0.3	0.2	0.3	0.5	0.4	0.6	1.2	2.0	1.0	2.3	1.0	0.3	0.5	0.3	0.5	0.3	0.5	0.3	0.5	0.3	0.5	0.3	0.5
No. of invalid days		Y	Y	Y	Y	Y	Y	Y	Y	Y	Y	Y	Y	Y	Y	Y	Y	Y	Y	Y	Y	Y	Y	Y	Y	Y	Y	Y	Y	Y	Y	Y
Total invalid 12 hours		Y	Y	Y	Y	Y	Y	Y	Y	Y	Y	Y	Y	Y	Y	Y	Y	Y	Y	Y	Y	Y	Y	Y	Y	Y	Y	Y	Y	Y	Y	Y
Sum of exceedances		N	N	N	N	N	N	N	N	N	N	N	N	N	N	N	N	N	N	N	N	N	N	N	N	N	N	N	N	N	N	N

Signed
(Authorised to sign as representative of Castle Cement Ltd)


Date 17/07/2014

Permit Reference Number: BL10961BW010

Operator: Castle UK Cement Ltd

Installation: Padeswood Works

Kiln Report of Continuous Monitored Emissions from Kiln 4 (Emission Point A8)



Kiln 4		June 2014																														
Daily average	Date	1	2	3	4	5	6	7	8	9	10	11	12	13	14	15	16	17	18	19	20	21	22	23	24	25	26	27	28	29	30	31
	Daily average ELV	1200	1200	1200	1200	1200	1200	1200	1200	1200	1200	1200	1200	1200	1200	1200	1200	1200	1200	1200	1200	1200	1200	1200	1200	1200	1200	1200	1200	1200	1200	1200
	Monthly maximum	664	497	441																												
	No. of invalid days		Y	Y	Y	Y	Y	Y	Y	Y	Y	Y	Y	Y	Y	Y	Y	Y	Y	Y	Y	Y	Y	Y	Y	Y	Y	Y	Y	Y	Y	
	Total invalid 1/2 hours																															
Sum of exceedances		N	N	N	N	N	N	N	N	N	N	N	N	N	N	N	N	N	N	N	N	N	N	N	N	N	N	N	N	N	N	
	Value exceeds ELV (Y/N)																															

Signed
(Authorised to sign as representative of Castle UK Cement Ltd)

Date 17/07/2014

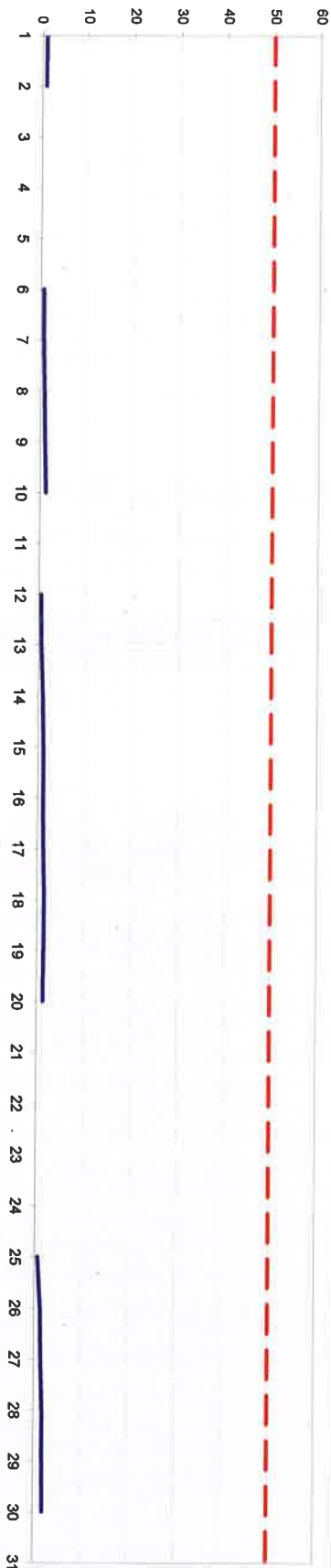
Permit Reference Number: BL10961BMV010

Operator: Castle Cement Ltd

Installation: Padeswood Works

Kiln Report of Continuous Monitored Emissions from Kiln 4 cooler exhaust (Emission Point A9)

Form SA/A13
Daily Average
Monitoring Data
for Particulate Matter




Kiln 4 cooler exhaust

June 2014		Date	1	2	3	4	5	6	7	8	9	10	11	12	13	14	15	16	17	18	19	20	21	22	23	24	25	26	27	28	29	30	31
Daily average ELV			50	50	50	50	50	50	50	50	50	50	50	50	50	50	50	50	50	50	50	50	50	50	50	50	50	50	50	50	50	50	
Monthly maximum			1.0	0.9																													
No. of invalid days			Y	Y	Y	Y	Y	Y	Y	Y	Y	Y	Y	Y	Y	Y	Y	Y	Y	Y	Y	Y	Y	Y	Y	Y	Y	Y	Y	Y	Y		
Value valid?			Y	Y	Y	Y	Y	Y	Y	Y	Y	Y	Y	Y	Y	Y	Y	Y	Y	Y	Y	Y	Y	Y	Y	Y	Y	Y	Y	Y	Y		
Total invalid 1/2 hours																																	
Sum of exceedances			N	N	N	N	N	N	N	N	N	N	N	N	N	N	N	N	N	N	N	N	N	N	N	N	N	N	N	N	N	N	
Value exceeds ELV (Y/N)																																	
Daily average																																	
No. of invalid days																																	
Total invalid 1/2 hours																																	
Sum of exceedances																																	

Signed
(Authorised to sign as representative of Castle Cement Ltd)

Date 17/07/2014

Permit Reference Number: BL10961BN010
 Installation: Padeswood Works
 Operator: Castle Cement Ltd
 Kiln Report of Continuous Monitored Emissions from Cement Mill 1 (Emission Point A3)



Cement Mill 1			June 2014																														
Daily average	Date		1	2	3	4	5	6	7	8	9	10	11	12	13	14	15	16	17	18	19	20	21	22	23	24	25	26	27	28	29	30	31
	Daily average ELV		30	30	30	30	30	30	30	30	30	30	30	30	30	30	30	30	30	30	30	30	30	30	30	30	30	30	30	30	30	30	
	Monthly maximum																																
	No. of invalid days																																
	Value valid?		Y	Y	Y	Y	Y	Y	Y	Y	Y	Y	Y	Y	Y	Y	Y	Y	Y	Y	Y	Y	Y	Y	Y	Y	Y	Y	Y	Y	Y	Y	Y
Total invalid 1/2 hours																																	
Sum of exceedances																																	
Value exceeds ELV (Y/N)		N	N	N	N	N	N	N	N	N	N	N	N	N	N	N	N	N	N	N	N	N	N	N	N	N	N	N	N	N	N	N	N

Mill 1 not in Operation

Signed
 (Authorised to sign as representative of Castle Cement Ltd)

Date 17/07/2014

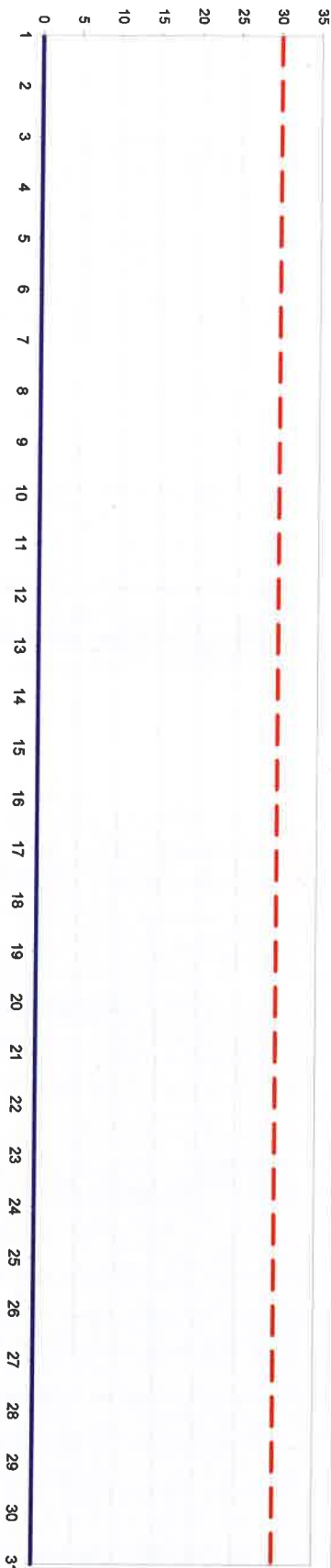
Permit Reference Number: BL10961BMV010

Operator: Castle Cement Ltd

Installation: Padeswood Works

Kiln Report of Continuous Monitored Emissions from Cement Mill 2 (Emission Point A4)

Form S4/A9
Daily Average
Monitoring Data
for Particulate Matter



Cement Mill 2		June 2014																														
Daily average		Date																														
	Monthly maximum	1	2	3	4	5	6	7	8	9	10	11	12	13	14	15	16	17	18	19	20	21	22	23	24	25	26	27	28	29	30	31
	No. of invalid days	30	30	30	30	30	30	30	30	30	30	30	30	30	30	30	30	30	30	30	30	30	30	30	30	30	30	30	30	30	30	
	Total invalid 1/2 hours	Y	Y	Y	Y	Y	Y	Y	Y	Y	Y	Y	Y	Y	Y	Y	Y	Y	Y	Y	Y	Y	Y	Y	Y	Y	Y	Y	Y	Y	Y	
	Sum of exceedances	N	N	N	N	N	N	N	N	N	N	N	N	N	N	N	N	N	N	N	N	N	N	N	N	N	N	N	N	N	N	N
		Value exceeds ELV (Y/N)																														

Mill 2 not in Operation

Signed
(Authorised to sign as representative of Castle Cement Ltd)

Date 17/07/2014


Permit Reference Number: BL10961B/V010

Operator: Castle Cement Ltd

Installation: Padeswood Works

Kiln Report of Continuous Monitored Emissions from Cement Mill 3 (Emission Point A5)

Form SA/A10
Daily Average
Monitoring Data
for Particulate Matter



Cement Mill 3		June 2014																																
Daily average	Date																																	
	1	2	3	4	5	6	7	8	9	10	11	12	13	14	15	16	17	18	19	20	21	22	23	24	25	26	27	28	29	30	31			
	Daily average ELV																																	
	30	30	30	30	30	30	30	30	30	30	30	30	30	30	30	30	30	30	30	30	30	30	30	30	30	30	30	30	30	30	30			
	Monthly maximum																																	
13	5.1	4.0	0.0	1.1	3.2	4.9	8.7	10.9	8.4	5.7	5.8	7.5	8.9	2.6	1.8	9.2	13.3	3.0	7.5	3.6	2.9	3.8	1.8	3.0	2.6	2.2	1.8							
No. of invalid days		Value valid?																																
Y		Y																																
Total invalid 1/2 hours		No. of invalid 1/2 hours																																
Sum of exceedances		Value exceeds ELV (Y/N)																																
N		N																																

Signed
(Authorised to sign as representative of Castle Cement Ltd)


Date 17/07/2014

Permit Reference Number: BL1096IB/V010

Operator: Castle Cement Ltd

Installation: Padeswood Works

Kiln Report of Continuous Monitored Emissions from Cement Mill 4 - mill filter (Emission Point A6)




Cement Mill 4 - mill filter																																
June 2014		Date																														
		1	2	3	4	5	6	7	8	9	10	11	12	13	14	15	16	17	18	19	20	21	22	23	24	25	26	27	28	29	30	31

Signed
(Authorised to sign as representative of Castle Cement Ltd)

Date 17/07/2014

Permit Reference Number: BL10961BMV010
Installation: Padeswood Works
Operator: Castle Cement Ltd
Kiln Report of Continuous Monitored Emissions from Cement Mill 4 - classifier (Emission Point A7)



Signed
(Authorised to sign as representative of Castle Cement Ltd)

Date 17/07/2014