

UPM-Kymmene (UK)

Memo
External
September 2017
KOS

1 (1)

Month End Report

UPM-Kymmene (UK)

Permit Reference PP3936SQ
Installation Shotton Paper

To
Matthew Kelk
Natural Resources Wales
Chester Road
Buckley
Flintshire
CH7 3AJ

Fax - 01244 548805
Email north.wales.ppc@naturalresourceswales.gov.uk

Please find enclosed graphs / reports for Continuously Monitored Emissions to Air A2 to A8 for the period ending 31st August 2017.

During the period there have not been any reportable exceedances or non conformances to report

If you require any further information or clarification please let me know

Best Regards




Kevin Smith
Utilities Manager
UPM (UK) Shotton

Office +44 (0) 1244284393
Mobile +44 (0) 7736497124

Permit Reference Number: PP3936SQ
 Installation: Shotton Paper Mill

Operator: UPM-Kymmene (UK) Ltd
 Form Number: Agency Form / PP3936SQ / A2 / Form Dated May 06

Reporting of Continuously Monitored Emissions to Air for Particulates Emission Point A20 for the month of August 2017



Daily and 30 min Average monitoring

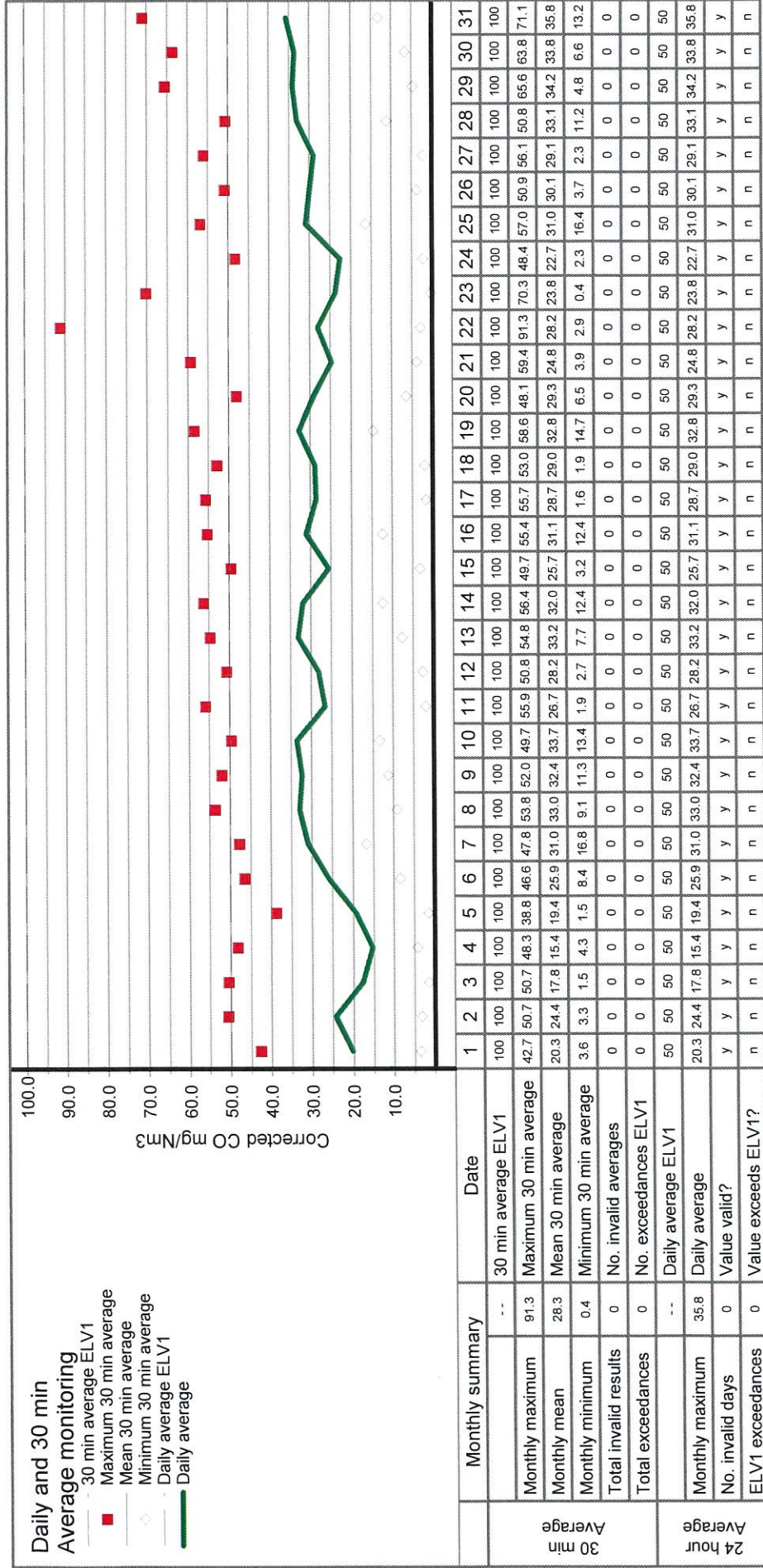
- 30 min average ELV1
- Maximum 30 min average
- Mean 30 min average
- Minimum 30 min average
- Daily average ELV1
- Daily average

	1	2	3	4	5	6	7	8	9	10	11	12	13	14	15	16	17	18	19	20	21	22	23	24	25	26	27	28	29	30	31
30 min average ELV1	30.00	30.00	30.00	30.00	30.00	30.00	30.00	30.00	30.00	30.00	30.00	30.00	30.00	30.00	30.00	30.00	30.00	30.00	30.00	30.00	30.00	30.00	30.00	30.00	30.00	30.00	30.00	30.00	30.00	30.00	30.00
Monthly maximum	0.64	1.02	1.03	0.93	0.64	1.03	1.02	0.66	0.99	1.00	1.00	0.63	1.01	1.02	0.63	0.66	1.02	1.03	0.63	0.65	1.03	1.03	0.65	0.97	0.98	1.02	0.64	1.01	1.02	0.63	0.65
Monthly mean	0.04	0.06	0.06	0.05	0.04	0.07	0.06	0.04	0.05	0.06	0.06	0.04	0.05	0.06	0.05	0.04	0.07	0.07	0.04	0.05	0.07	0.06	0.04	0.06	0.06	0.06	0.04	0.06	0.06	0.04	0.05
Monthly minimum	0.00	0.00	0.00	0.00	0.00	0.00	0.00	0.00	0.00	0.00	0.00	0.00	0.00	0.00	0.00	0.00	0.00	0.00	0.00	0.00	0.00	0.00	0.00	0.00	0.00	0.00	0.00	0.00	0.00	0.00	0.00
Total invalid results	0	0	0	0	0	0	0	0	0	0	0	0	0	0	0	0	0	0	0	0	0	0	0	0	0	0	0	0	0	0	0
Total exceedances	0	0	0	0	0	0	0	0	0	0	0	0	0	0	0	0	0	0	0	0	0	0	0	0	0	0	0	0	0	0	0
Monthly maximum	10.00	10.00	10.00	10.00	10.00	10.00	10.00	10.00	10.00	10.00	10.00	10.00	10.00	10.00	10.00	10.00	10.00	10.00	10.00	10.00	10.00	10.00	10.00	10.00	10.00	10.00	10.00	10.00	10.00	10.00	10.00
No. invalid days	0.04	0.06	0.06	0.05	0.04	0.07	0.06	0.04	0.05	0.06	0.06	0.04	0.05	0.06	0.05	0.04	0.07	0.07	0.04	0.05	0.07	0.06	0.04	0.06	0.06	0.06	0.04	0.06	0.06	0.04	0.05
Value valid?	y	y	y	y	y	y	y	y	y	y	y	y	y	y	y	y	y	y	y	y	y	y	y	y	y	y	y	y	y	y	y
Value exceeds ELV1?	n	n	n	n	n	n	n	n	n	n	n	n	n	n	n	n	n	n	n	n	n	n	n	n	n	n	n	n	n	n	n

Signed  Date: 1/11/17

(Authorised to sign as representative of Operator)

Reporting of Continuously Monitored Emissions to Air for Carbon Monoxide Emission Point A20 for the month of August 2017




Signed  Date: 1/11/17

(Authorised to sign as representative of Operator)

Permit Reference Number: PP3936SQ
 Installation: Shotton Paper Mill

Operator: UPM-Kymmene (UK) Ltd
 Form Number: Agency Form / PP3936SQ /A6 /Form Dated May 06

Reporting of Continuously Monitored Emissions to Air for Sulphur Dioxide Emission Point A20 for the month of August 2017



Daily and 30 min

Average monitoring

— 30 min average ELV1

■ Maximum 30 min average

— Mean 30 min average

◇ Minimum 30 min average

— Daily average ELV1

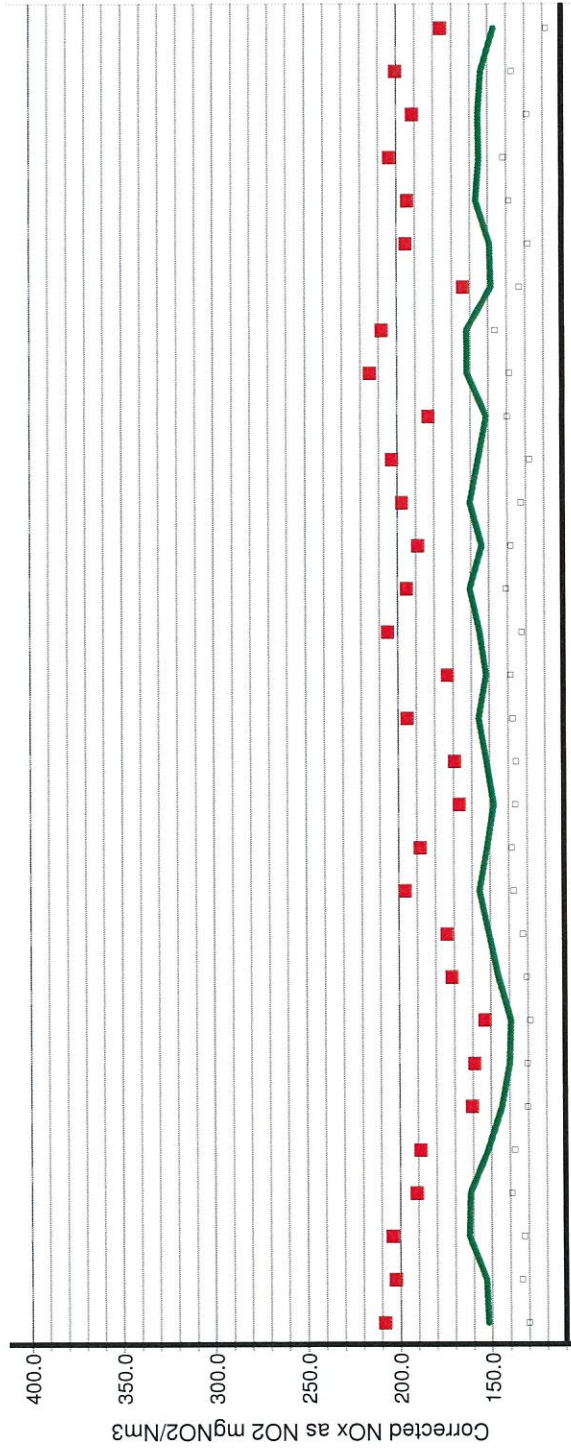
— Daily average

Monthly summary		Date	1	2	3	4	5	6	7	8	9	10	11	12	13	14	15	16	17	18	19	20	21	22	23	24	25	26	27	28	29	30	31	
30 min Average	--	30 min average ELV1	2.7	4.4	4.7	2.5	4.5	4.0	5.0	4.2	4.9	6.1	4.4	4.3	5.0	5.5	4.2	4.4	4.0	4.5	4.9	4.3	10.1	2.6	5.0	5.1	4.6	3.2	4.2	4.8	5.2	4.4	4.3	
	10.1	Maximum 30 min average	1.6	3.0	2.6	1.5	2.2	2.4	2.0	2.2	3.9	3.3	2.0	2.9	2.3	3.4	2.6	2.5	1.8	2.8	2.7	2.7	1.7	1.3	2.6	3.4	3.6	1.4	3.0	2.6	2.3	2.3	2.5	
	2.5	Mean 30 min average	1.2	1.3	1.1	1.2	1.3	1.0	1.1	1.0	2.2	1.3	1.2	1.3	1.1	1.5	1.0	1.2	1.0	0.8	0.9	1.2	1.0	1.0	0.9	1.0	1.3	0.7	0.9	1.0	1.0	0.8	0.9	
	0.7	Minimum 30 min average	0	0	0	0	0	0	0	0	0	0	0	0	0	0	0	0	0	0	0	0	0	0	0	0	0	0	0	0	0	0	0	
	0	No. invalid averages	0	0	0	0	0	0	0	0	0	0	0	0	0	0	0	0	0	0	0	0	0	0	0	0	0	0	0	0	0	0	0	
	0	No. exceedances ELV1	50	50	50	50	50	50	50	50	50	50	50	50	50	50	50	50	50	50	50	50	50	50	50	50	50	50	50	50	50	50	50	
	--	Daily average ELV1	1.6	3.0	2.6	1.5	2.2	2.4	2.0	2.2	3.9	3.3	2.0	2.9	2.3	3.4	2.6	2.5	1.8	2.8	2.7	2.7	1.7	1.3	2.6	3.4	3.6	1.4	3.0	2.6	2.3	2.3	2.5	
	3.9	Daily average	y	y	y	y	y	y	y	y	y	y	y	y	y	y	y	y	y	y	y	y	y	y	y	y	y	y	y	y	y	y	y	
	0	Value valid?	n	n	n	n	n	n	n	n	n	n	n	n	n	n	n	n	n	n	n	n	n	n	n	n	n	n	n	n	n	n	n	
	0	Value exceeds ELV1?																																

Signed  (Authorised to sign as representative of Operator)

Date: 1/11/17

Reporting of Continuously Monitored Emissions to Air for Oxides of Nitrogen Emission Point A20 for the month of August 2017



Monthly summary		Date	30 min average ELV1	Maximum 30 min average	Mean 30 min average	Minimum 30 min average	No. invalid averages	No. exceedances ELV1	Daily average ELV1	Daily average	Value valid?	Value exceeds ELV1?
Average 30 min	Monthly maximum	1	400	208.5	153.0	130.2	0	0	151.9	151.9	y	n
	Monthly mean	2	400	202.6	162.2	132.4	0	0	162.2	162.2	y	n
	Monthly minimum	3	400	204.1	190.8	137.4	0	0	190.8	190.8	y	n
Average 24 hour	Total invalid results	4	400	186.6	161.6	137.4	0	0	161.6	161.6	y	n
	Total exceedances	5	400	160.5	151.8	130.3	0	0	151.8	151.8	y	n
	Monthly maximum	6	400	158.9	144.3	130.3	0	0	144.3	144.3	y	n
Average 24 hour	No. invalid days	7	400	153.2	139.2	128.9	0	0	139.2	139.2	y	n
	Value valid?	8	400	171.3	145.8	130.7	0	0	145.8	145.8	y	n
	Value exceeds ELV1?	9	400	173.8	150.8	132.7	0	0	150.8	150.8	y	n
Average 24 hour	No. invalid days	10	400	196.5	156.0	137.3	0	0	156.0	156.0	y	n
	Value valid?	11	400	188.1	151.7	138.4	0	0	151.7	151.7	y	n
	Value exceeds ELV1?	12	400	166.7	148.1	135.4	0	0	148.1	148.1	y	n
Average 24 hour	No. invalid days	13	400	169.2	151.8	137.5	0	0	151.8	151.8	y	n
	Value valid?	14	400	195.0	156.0	137.5	0	0	156.0	156.0	y	n
	Value exceeds ELV1?	15	400	205.5	151.8	138.6	0	0	151.8	151.8	y	n
Average 24 hour	No. invalid days	16	400	195.1	155.2	140.8	0	0	155.2	155.2	y	n
	Value valid?	17	400	160.6	138.4	0	0	160.6	160.6	y	n	
	Value exceeds ELV1?	18	400	197.6	153.9	132.7	0	0	153.9	153.9	y	n
Average 24 hour	No. invalid days	19	400	202.9	160.4	128.0	0	0	160.4	160.4	y	n
	Value valid?	20	400	182.8	155.8	139.8	0	0	155.8	155.8	y	n
	Value exceeds ELV1?	21	400	214.8	161.8	146.4	0	0	161.8	161.8	y	n
Average 24 hour	No. invalid days	22	400	208.3	161.9	138.7	0	0	161.9	161.9	y	n
	Value valid?	23	400	195.1	149.2	128.4	0	0	149.2	149.2	y	n
	Value exceeds ELV1?	24	400	163.8	148.4	133.2	0	0	148.4	148.4	y	n
Average 24 hour	No. invalid days	25	400	195.1	156.8	138.6	0	0	156.8	156.8	y	n
	Value valid?	26	400	203.9	155.1	141.6	0	0	155.1	155.1	y	n
	Value exceeds ELV1?	27	400	191.4	153.9	128.6	0	0	153.9	153.9	y	n
Average 24 hour	No. invalid days	28	400	200.5	153.9	137.0	0	0	153.9	153.9	y	n
	Value valid?	29	400	175.8	146.8	118.4	0	0	146.8	146.8	y	n
	Value exceeds ELV1?	30	400	175.8	146.8	118.4	0	0	146.8	146.8	y	n
Average 24 hour	No. invalid days	31	400	175.8	146.8	118.4	0	0	146.8	146.8	y	n
	Value valid?											
	Value exceeds ELV1?											

Signed  Date: 1/11/17

(Authorised to sign as representative of Operator)


Permit Reference Number: PP3936SQ
 Installation: Shotton Paper Mill

Operator: UPM-Kymmene (UK) Ltd
 Form Number: Agency Form / PP3936SQ /A7 /Form Dated May 06

Reporting of Continuously Monitored Emissions to Air for Ammonia Emission Point A20 for the month of August 2017

Daily and 30 min Average monitoring

- Maximum 30 min average
- Mean 30 min average
- Minimum 30 min average
- Daily average



Monthly summary		Date	
Monthly maximum	0.6	Maximum 30 min average	0.6
Monthly mean	0.3	Mean 30 min average	0.3
Monthly minimum	0.2	Minimum 30 min average	0.2
Total invalid results	0	No. invalid averages	0
Monthly maximum	0.4	Daily average	0.4
No. invalid days	0	Value valid?	Y

1	2	3	4	5	6	7	8	9	10	11	12	13	14	15	16	17	18	19	20	21	22	23	24	25	26	27	28	29	30	31
0.5	0.4	0.3	0.4	0.4	0.5	0.4	0.5	0.3	0.4	0.5	0.5	0.5	0.4	0.5	0.4	0.5	0.4	0.4	0.5	0.6	0.4	0.4	0.3	0.3	0.4	0.4	0.4	0.4	0.5	0.6
0.4	0.3	0.2	0.3	0.3	0.3	0.4	0.4	0.3	0.3	0.4	0.4	0.4	0.3	0.4	0.4	0.3	0.3	0.3	0.4	0.4	0.4	0.3	0.2	0.2	0.4	0.3	0.3	0.4	0.4	
0.2	0.2	0.2	0.3	0.3	0.2	0.3	0.3	0.3	0.3	0.3	0.3	0.3	0.3	0.2	0.3	0.2	0.2	0.2	0.2	0.3	0.3	0.2	0.2	0.2	0.3	0.2	0.2	0.2	0.3	
0	0	0	0	0	0	0	0	0	0	0	0	0	0	0	0	0	0	0	0	0	0	0	0	0	0	0	0	0	0	
0.4	0.3	0.2	0.3	0.3	0.3	0.4	0.4	0.3	0.3	0.4	0.4	0.4	0.3	0.4	0.4	0.3	0.3	0.3	0.4	0.4	0.3	0.2	0.2	0.4	0.3	0.3	0.4	0.4	0.4	
Y	Y	Y	Y	Y	Y	Y	Y	Y	Y	Y	Y	Y	Y	Y	Y	Y	Y	Y	Y	Y	Y	Y	Y	Y	Y	Y	Y	Y	Y	

Signed  (Authorised to sign as representative of Operator)

Date 