


Variation Reference Number: EPR/MP3239F/Q/V002
Form Number : Agency Form / A2/ Form Dated 20 October 2011

Reporting of Continuously Monitored Emissions to Air for Particulates from Emission Point A1 for the month of September 2013

Daily and Half Hourly Average Monitoring Data

[illegible]

Signed..... Date.....
(authorised to sign as representative of the Operator)

INITIALS DATE

CHALLENGE VS. ADAPTATION

Track 4

Copyright © 2006 by John Wiley & Sons, Inc.

— 1998 —


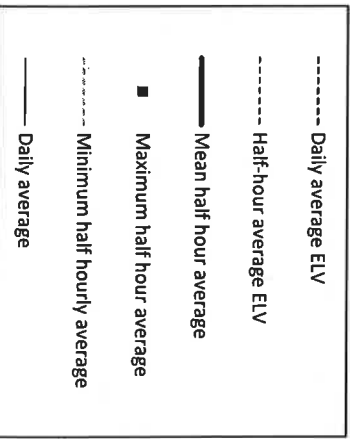
JB EAM

Permit Reference no: AP3538SM
Operator: SITA Limited
Installation: Wrexham Clinical Waste Incinerator

Variation Reference Number: EPR/MP3239FQ/V002
Form Number : Agency Form / A3/ Form Dated 20 October 2011

Reporting of Continuously Monitored Emissions to Air for Hydrogen Chloride from Emission Point A1 for the month of September 2013

Daily and Half Hourly
Average Monitoring Data



	Monthly summary	Date	1	2	3	4	5	6	7	8	9	10	11	12	13	14	15	16	17	18	19	20	21	22	23	24	25	26	27	28	29	30		
		Half-hour average ELV	60	60	60	60	60	60	60	60	60	60	60	60	60	60	60	60	60	60	60	60	60	60	60	60	60	60	60	60	60	60		
	Monthly maximum	11.4	0	0	0	0	0	9.92	3.84	5.33	4.82	4.41	4.06	3.95	4.28	4.12	4.29	3.99	3.72	4.17	11.4	3.66	3.89	9.31	4.13	4.13	9.18	4.27	3.65	4.1	3.57	3.73		
	Monthly mean	2.8	0	0	0	0	0	2.93	2.72	3.99	3.83	3.6	3.63	3.53	3.56	3.48	3.17	3.22	2.91	3.26	4.22	3.1	3.15	4.13	3.53	3.13	4.44	3.25	3.29	3.32	3.04	2.92		
	Monthly minimum	0.0	0	0	0	0	0	0.68	0.69	3	2.74	2.93	3.16	2.86	2.88	2.7	1.97	2.58	2.22	2.35	2.58	2.51	2.52	2.67	2.84	2.08	3	2.5	2.76	2.67	2.61	2.26		
	Total invalid results	300.0	48	48	48	48	48	32	22	0	0	0	0	0	0	0	0	0	0	0	0	0	0	0	0	2	0	2	0	0	0	2		
	Sum of exceedances	0.0	0	0	0	0	0	0	0	0	0	0	0	0	0	0	0	0	0	0	0	0	0	0	0	0	0	0	0	0	0	0		
		Daily average ELV	10	10	10	10	10	10	10	10	10	10	10	10	10	10	10	10	10	10	10	10	10	10	10	10	10	10	10	10	10	10		
	Monthly maximum	4.4	0	0	0	0	0	2.93	2.72	3.99	3.83	3.6	3.63	3.53	3.56	3.48	3.17	3.22	2.91	3.26	4.22	3.1	3.15	4.13	3.53	3.13	4.44	3.25	3.29	3.32	3.04	0		
	No. of invalid days	0.0								Y	Y	Y	Y	Y	Y	Y	Y	Y	Y	Y	Y	Y	Y	Y	Y	Y	Y	Y	Y	Y	Y	Y		
	Value valid																																	
	Sum of exceedances	0.0	N	N	N	N	N	N	N	N	N	N	N	N	N	N	N	N	N	N	N	N	N	N	N	N	N	N	N	N	N	N	N	
		Value exceeds ELV (Y/N)																																


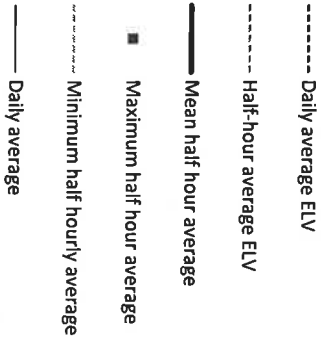
Signed..... Date.....
(authorised to sign as representative of the Operator)

Permit Reference no: AP3538SM
Operator: SITA Limited
Installation: Wrexham Clinical Waste Incinerator

Variation Reference Number: EPR/MP3239FQ/V002
Form Number : Agency Form / A4/ Form Dated 20 October 2011

Reporting of Continuously Monitored Emissions to Air for VOC from Emission Point A1 for the month of September 2013

Daily and Half Hourly Average Monitoring Data



Half-hourly average	Monthly summary	Date	1	2	3	4	5	6	7	8	9	10	11	12	13	14	15	16	17	18	19	20	21	22	23	24	25	26	27	28	29	30	
		Half-hour average ELV	20	20	20	20	20	20	20	20	20	20	20	20	20	20	20	20	20	20	20	20	20	20	20	20	20	20	20	20	20	20	
	Monthly maximum	4.3 Maximum half hour average	0	0	0	0	0	-0	-0	0.03	0.03	4.32	0.02	0	-0	0.01	-0	-0	0.02	0.01	0.01	0.04	0.09	0.06	0.13	0.02	0.07	0.01	-0	-0	0.02	0.02	
	Monthly mean	0.0 Mean half hour average	0	0	0	0	0	-0.1	-0.1	-0.1	-0.1	0.12	-0	-0.1	-0.1	-0.1	-0.1	-0.1	-0.1	-0	-0.1	-0	-0.1	-0.1	-0.1	-0.1	-0.1	-0	-0.1	-0.1	-0	-0.1	
	Monthly minimum	-0.4 Minimum half hourly average	0	0	0	0	0	-0.4	-0.2	-0.1	-0.2	-0.3	-0.1	-0.1	-0.1	-0.2	-0.1	-0.1	-0.1	-0.1	-0.1	-0.1	-0.1	-0.1	-0.2	-0.2	-0.2	-0.1	-0.1	-0.1	-0.1	-0.2	
	Total invalid results	30x 0 No. of invalid results	48	48	48	48	48	32	22	0	0	0	0	0	0	2	0	1	1	0	0	0	0	0	0	2	0	2	0	0	0	2	
	Sum of exceedances	0.0 No. of exceedances of ELV	0	0	0	0	0	0	0	0	0	0	0	0	0	0	0	0	0	0	0	0	0	0	0	0	0	0	0	0	0	0	
			Daily average ELV	10	10	10	10	10	10	10	10	10	10	10	10	10	10	10	10	10	10	10	10	10	10	10	10	10	10	10	10	10	10
	Daily average	0.1 Monthly maximum	0	0	0	0	0	-0.1	-0.1	-0.1	Y	Y	Y	Y	Y	Y	Y	Y	Y	Y	Y	Y	Y	Y	Y	Y	Y	Y	Y	Y	Y	Y	
		0.0 No. of invalid days									Y	Y	Y	Y	Y	Y	Y	Y	Y	Y	Y	Y	Y	Y	Y	Y	Y	Y	Y	Y	Y	Y	
	Sum of exceedances	0.0 Value exceeds ELV (Y/N)	N	N	N	N	N	N	N	N	N	N	N	N	N	N	N	N	N	N	N	N	N	N	N	N	N	N	N	N	N	N	


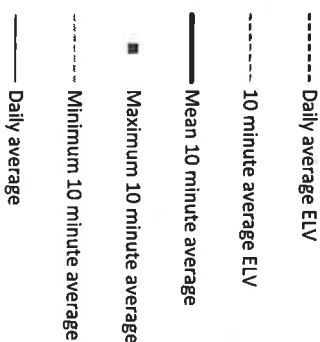
Signed..... Date.....
(authorised to sign as representative of the Operator)

Permit Reference no: AP3538SM
Operator: SITA Limited
Installation: Wrexham Clinical Waste Incinerator

Variation Reference Number: EPR/MP3239FQ/V002
Form Number : Agency Form / A5/ Form Dated 20 October 2011

Reporting of Continuously Monitored Emissions to Air for Carbon Monoxide from Emission Point A1 for the month of September 2013

Daily and 10 minute
Average Monitoring Data



	Monthly summary	Date	1	2	3	4	5	6	7	8	9	10	11	12	13	14	15	16	17	18	19	20	21	22	23	24	25	26	27	28	29	30		
		10 minute average ELV	150	150	150	150	150	150	150	150	150	150	150	150	150	150	150	150	150	150	150	150	150	150	150	150	150	150	150	150	150	150		
10 minute average	Monthly maximum	Maximum 10 minute average	0	0	0	0	0	271	21	156	16.7	28.3	8.88	3.43	1.95	4.76	3.16	1.78	8.06	6.42	5	11.7	3.93	846.7	3.91	8.54	4.99	29.5	21.2	22.2	2.01	9.84		
	Monthly mean	Mean 10 minute average	0	0	0	0	0	24.6	18	1.64	2.18	2	1.9	1.53	1.1	1.66	1.1	1.01	1.23	1.26	1.52	1.29	1.24	8.37	1.29	1.53	1.14	1.94	1.64	1.11	0.99	0.93		
	Monthly minimum	Minimum 10 minute average	0	0	0	0	0	0.48	0.12	0.63	0.51	0.62	0.8	0.7	0.32	0.67	0.49	0.45	0.49	0.39	0.53	0.6	0.7	0.71	0.71	0.55	0.55	0.61	0.6	0.44	0.37	0.46		
	Total invalid results	No. of invalid results	144	144	144	144	144	96	66	0	0	0	0	0	0	0	0	0	0	0	0	0	0	0	0	4	0	3	0	0	0	0	3	
	Sum of exceedances	No. of exceedances of ELV	0	0	0	0	0	3	0	0	0	0	0	0	0	0	0	0	0	0	0	0	0	0	0	0	0	0	0	0	0	0		
		Daily average ELV	50	50	50	50	50	50	50	50	50	50	50	50	50	50	50	50	50	50	50	50	50	50	50	50	50	50	50	50	50	50		
	Monthly maximum	Daily average	0	0	0	0	0	24.6	18	1.64	2.18	2	1.9	1.53	1.1	1.66	1.1	1.01	1.23	0	1.52	1.29	1.24	8.37	1.29	1.53	1.14	1.94	1.64	1.11	0.99	0		
Daily average	No. of invalid days	0.0								Y	Y	Y	Y	Y	Y	Y	Y	Y	Y	Y	Y	Y	Y	Y	Y	Y	Y	Y	Y	Y	Y	Y		
	Sum of exceedances	Value valid																																
		Value exceeds ELV (Y/N)	N	N	N	N	N	N	N	N	N	N	N	N	N	N	N	N	N	N	N	N	N	N	N	N	N	N	N	N	N	N	N	



Signed..... Date.....
(authorised to sign as representative of the Operator)

Permit Reference no: AP3538SM
Operator: SITA Limited
Installation: Wrexham Clinical Waste Incinerator

Variation Reference Number: EPR/MP3239FQ/V002
Form Number : Agency Form / A6/ Form Dated 20 October 2011

Reporting of Continuously Monitored Emissions to Air for Sulphur Dioxide from Emission Point A1 for the month of September 201

Daily and Half Hourly
Average Monitoring Data



Monthly summary	Date	1	2	3	4	5	6	7	8	9	10	11	12	13	14	15	16	17	18	19	20	21	22	23	24	25	26	27	28	29	30	
Half-hour average ELV	Half-hour average ELV	200	200	200	200	200	200	200	200	200	200	200	200	200	200	200	200	200	200	200	200	200	200	200	200	200	200	200	200	200	200	
Monthly maximum	66.1	0	0	0	0	0	44.7	7.55	7.99	7.14	5.93	3.98	4.69	5.76	7.83	14	5.17	8.01	7.68	66.1	11.1	7.99	47.9	11.9	10.3	41.7	11.6	11	10.1	12	11.4	
Monthly mean	3.4	0	0	0	0	0	5.99	3.49	3.35	2.26	1.9	2.34	1.61	2.88	2.56	3.87	2.62	2	1.69	7.48	4.11	2.92	8.14	4.26	3.9	7.9	5.35	4.47	4.92	4.46	0	
Monthly minimum	-12.9	0	0	0	0	0	-0.6	-5.3	-2.9	-8.5	-5	0.11	-3.9	0.86	-2.8	-2.9	-2	-8.3	-13	-3.2	1.51	-4.6	-4.1	-0.4	-0.9	1.3	-4.8	-3	-3.9	-3.5	2.03	
Total invalid results	300.0	48	48	48	48	48	32	22	0	0	0	0	0	0	0	0	0	0	0	0	0	0	0	0	0	0	0	0	0	0	0	
No. of invalid results	0.0	0	0	0	0	0	0	0	0	0	0	0	0	0	0	0	0	0	0	0	0	0	0	0	0	0	0	0	0	0	0	
Sum of exceedances	0.0	50	50	50	50	50	50	50	50	50	50	50	50	50	50	50	50	50	50	50	50	50	50	50	50	50	50	50	50	50	50	
Daily average ELV	Daily average	0	0	0	0	0	5.99	3.49	3.35	2.26	1.9	2.34	1.61	2.88	2.56	3.87	2.62	2	1.69	7.48	4.11	2.92	8.14	4.26	3.9	7.9	5.35	4.47	4.92	4.46	0	
Monthly maximum	8.1	0	0	0	0	0	5.99	3.49	3.35	2.26	1.9	2.34	1.61	2.88	2.56	3.87	2.62	2	1.69	7.48	4.11	2.92	8.14	4.26	3.9	7.9	5.35	4.47	4.92	4.46	0	
No. of invalid days	0.0	0	0	0	0	0	0	0	0	0	0	0	0	0	0	0	0	0	0	0	0	0	0	0	0	0	0	0	0	0	0	
Sum of exceedances	0.0	0	0	0	0	0	0	0	0	0	0	0	0	0	0	0	0	0	0	0	0	0	0	0	0	0	0	0	0	0	0	
Value exceeds ELV (Y/N)	0.0	N	N	N	N	N	N	N	N	N	N	N	N	N	N	N	N	N	N	N	N	N	N	N	N	N	N	N	N	N	N	


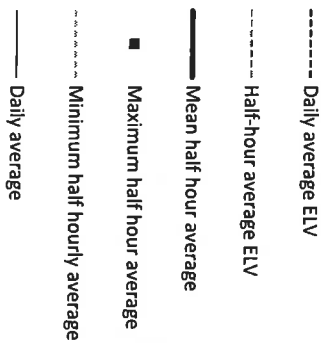
Signed..... Date.....
(authorised to sign as representative of the Operator)

Permit Reference no: AP3538SM
Operator: SITA Limited
Installation: Wrexham Clinical Waste Incinerator

Variation Reference Number: EPR/MP3239FQ/V002
Form Number : Agency Form / A7/ Form Dated 20 October 2011

Reporting of Continuously Monitored Emissions to Air for Oxides of Nitrogen from Emission Point A1 for the month of September 20

Daily and Half Hourly Average Monitoring Data



	Monthly summary	Date	1	2	3	4	5	6	7	8	9	10	11	12	13	14	15	16	17	18	19	20	21	22	23	24	25	26	27	28	29	30
		Half-hour average ELV																														
Half-hourly average	Monthly maximum	216.3 Maximum half hour average	0	0	0	0	185	128	160	177	194	186	163	160	152	159	170	165	188	200	218	151	203	203	169	169	191	179	186	161	177	
	Monthly mean	112.2 Mean half hour average	0	0	0	0	96.9	101	128	134	134	134	134	138	120	126	134	134	136	134	150	130	156	167	135	128	138	143	150	139	145	
	Monthly minimum	0.0 Minimum half hourly average	0	0	0	0	62	81	101	113	107	111	110	117	98.7	96.5	100	101	76.4	104	119	115	131	130	101	78.5	96.5	103	113	105	119	
	Total invalid results	300.0 No. of invalid results	48	48	48	48	32	22	0	0	0	0	0	0	0	0	0	0	0	0	0	0	0	0	2	0	2	0	0	0	2	
	Sum of exceedances	0.0 No. of exceedances of ELV	0	0	0	0	0	0	0	0	0	0	0	0	0	0	0	0	0	0	0	0	0	0	0	0	0	0	0	0	0	
		Daily average ELV	400	400	400	400	400	400	400	400	400	400	400	400	400	400	400	400	400	400	400	400	400	400	400	400	400	400	400	400	400	
	Monthly maximum	167.3 Daily average	0	0	0	0	96.9	101	128	134	134	134	134	138	120	126	134	134	136	134	150	130	156	167	135	128	138	143	150	139	0	
Daily average		0.0 Value valid						Y	Y	Y	Y	Y	Y	Y	Y	Y	Y	Y	Y	Y	Y	Y	Y	Y	Y	Y	Y	Y	Y	Y	Y	
	Sum of exceedances	0.0 Value exceeds ELV (Y/N)	N	N	N	N	N	N	N	N	N	N	N	N	N	N	N	N	N	N	N	N	N	N	N	N	N	N	N	N	N	

Signed..... Date.....
(authorised to sign as representative of the Operator)