



Permit Reference no: AP3538SM  
Operator: SITTA Limited  
Installation: Wrexham Clinical Waste Incinerator

Variation Reference Number: EPR/MP3239FQ/V002  
Form Number : Agency Form / A2/ Form Dated 20 October 2011

### Reporting of Continuously Monitored Emissions to Air for Particulates from Emission Point A1 for the month of Jan 2014



|                     |                       |                                 |      |      |    |    |    |    |    |      |      |      |      |      |      |      |      |      |      |      |      |      |      |      |      |      |      |      |      |      |      |      |      |
|---------------------|-----------------------|---------------------------------|------|------|----|----|----|----|----|------|------|------|------|------|------|------|------|------|------|------|------|------|------|------|------|------|------|------|------|------|------|------|------|
|                     | Monthly summary       | Date                            | 1    | 2    | 3  | 4  | 5  | 6  | 7  | 8    | 9    | 10   | 11   | 12   | 13   | 14   | 15   | 16   | 17   | 18   | 19   | 20   | 21   | 22   | 23   | 24   | 25   | 26   | 27   | 28   | 29   | 30   | 31   |
|                     | Half-hour average ELV |                                 | 30   | 30   | 30 | 30 | 30 | 30 | 30 | 30   | 30   | 30   | 30   | 30   | 30   | 30   | 30   | 30   | 30   | 30   | 30   | 30   | 30   | 30   | 30   | 30   | 30   | 30   | 30   | 30   | 30   | 30   |      |
| Half-hourly average | Monthly maximum       | 13.9 Maximum half hour average  | 1.29 | 1.13 | 0  | 0  | 0  | 0  | 0  | 0.38 | 13.9 | 3.55 | 8.26 | 6.29 | 3.71 | 4.47 | 6.34 | 2.16 | 1.42 | 0.96 | 2.15 | 2.84 | 2.09 | 1.39 | 2.07 | 2.25 | 2.89 | 1.08 | 2.5  | 1.6  | 1.66 | 1.92 | 1.75 |
|                     | Monthly mean          | 0.9 Mean half hour average      | 0.64 | 0.99 | 0  | 0  | 0  | 0  | 0  | 0.38 | 4.37 | 1.06 | 1.99 | 1.21 | 1.21 | 1.16 | 1.16 | 0.91 | 0.81 | 0.82 | 0.9  | 0.99 | 1.14 | 1.22 | 1.06 | 0.93 | 0.87 | 0.82 | 0.89 | 0.83 | 0.9  | 0.92 | 1.01 |
|                     | Monthly minimum       | 0.0 Minimum half hourly average | 0.41 | 0.75 | 0  | 0  | 0  | 0  | 0  | 0.38 | 0.62 | 0.62 | 0.82 | 0.8  | 0.67 | 0.66 | 0.7  | 0.66 | 0.54 | 0.62 | 0.67 | 0.6  | 0.66 | 0.95 | 0.68 | 0.53 | 0.68 | 0.69 | 0.57 | 0.5  | 0.51 | 0.72 | 0.64 |
|                     | Total invalid results | 152.0 No. of invalid results    | 0    | 41   | 0  | 0  | 0  | 0  | 0  | 0    | 47   | 38   | 4    | 0    | 0    | 0    | 4    | 0    | 0    | 0    | 0    | 0    | 0    | 0    | 1    | 0    | 0    | 0    | 16   | 0    | 0    | 1    | 0    |
|                     | Sum of exceedances    | 0.0 No. of exceedances of ELV   | 0    | 0    | 0  | 0  | 0  | 0  | 0  | 0    | 0    | 0    | 0    | 0    | 0    | 0    | 0    | 0    | 0    | 0    | 0    | 0    | 0    | 0    | 0    | 0    | 0    | 0    | 0    | 0    | 0    | 0    |      |
|                     | Daily average ELV     |                                 | 10   | 10   | 10 | 10 | 10 | 10 | 10 | 10   | 10   | 10   | 10   | 10   | 10   | 10   | 10   | 10   | 10   | 10   | 10   | 10   | 10   | 10   | 10   | 10   | 10   | 10   | 10   | 10   | 10   | 10   |      |
| Daily average       | Monthly maximum       | 4.4 Daily average               | 0.64 | 0.99 | 0  | 0  | 0  | 0  | 0  | 0.38 | 4.37 | 1.06 | 1.99 | 1.21 | 1.21 | 1.16 | 1.16 | 0.91 | 0.81 | 0.82 | 0.9  | 0.99 | 1.14 | 1.22 | 1.06 | 0.93 | 0.87 | 0.82 | 0.89 | 0.83 | 0.9  | 0.92 | 1.01 |
|                     | No. of invalid days   | 0.0 Value valid                 | Y    |      |    |    |    |    |    |      | Y    | Y    | Y    | Y    | Y    | Y    | Y    | Y    | Y    | Y    | Y    | Y    | Y    | Y    | Y    | Y    | Y    | Y    | Y    | Y    | Y    | Y    |      |
|                     | Sum of exceedances    | 0.0 Value exceeds ELV (Y/N)     | N    | N    | N  | N  | N  | N  | N  | N    | N    | N    | N    | N    | N    | N    | N    | N    | N    | N    | N    | N    | N    | N    | N    | N    | N    | N    | N    | N    | N    | N    |      |

Signed..... Date.....  
(authorised to sign as representative of the Operator)

**RETURNING RETURNS N. WALSH**

INITIALS DATE

CHECKED BY AUTHORITY

TRACKING

OK FROM PUBLIC REGISTER

TYPE VERIFICATION

LC 18.7.14  
JB 4.3.14  
A.C. 18.7.14  
JB EDDM



RECEIVED  
04 MAR 2014

Permit Reference no: AP3538SM  
Operator: SITA Limited  
Installation: Wrexham Clinical Waste Incinerator

Variation Reference Number: EPR/MP3239FQ/V002  
Form Number : Agency Form / A3/ Form Dated 20 October 2011

Reporting of Continuously Monitored Emissions to Air for Hydrogen Chloride from Emission Point A1 for the month of Jan 2014

Daily and Half Hourly  
Average Monitoring Data



|                     |                          |                       |                         |      |    |    |    |    |    |      |      |      |      |      |      |      |      |      |      |      |      |      |      |      |      |      |      |      |      |      |      |      |      |    |
|---------------------|--------------------------|-----------------------|-------------------------|------|----|----|----|----|----|------|------|------|------|------|------|------|------|------|------|------|------|------|------|------|------|------|------|------|------|------|------|------|------|----|
|                     | Monthly summary          | Date                  | 1                       | 2    | 3  | 4  | 5  | 6  | 7  | 8    | 9    | 10   | 11   | 12   | 13   | 14   | 15   | 16   | 17   | 18   | 19   | 20   | 21   | 22   | 23   | 24   | 25   | 26   | 27   | 28   | 29   | 30   | 31   |    |
|                     |                          | Half-hour average ELV | 60                      | 60   | 60 | 60 | 60 | 60 | 60 | 60   | 60   | 60   | 60   | 60   | 60   | 60   | 60   | 60   | 60   | 60   | 60   | 60   | 60   | 60   | 60   | 60   | 60   | 60   | 60   | 60   | 60   | 60   | 60   |    |
|                     | Monthly maximum          | 45.5                  | 5.22                    | 4.63 | 0  | 0  | 0  | 0  | 0  | 1.84 | 5.62 | 4.78 | 6.02 | 10.5 | 8.54 | 7.13 | 6.03 | 7.28 | 5.11 | 6.65 | 9.77 | 10.2 | 9.15 | 8.5  | 9.45 | 6.36 | 8.03 | 17.1 | 13.7 | 45.5 | 11.7 | 9.59 | 6.04 |    |
|                     | Monthly mean             | 4.1                   | 4.04                    | 7    | 0  | 0  | 0  | 0  | 0  | 1.84 | 3.34 | 4.28 | 4.94 | 5.02 | 4.53 | 4.77 | 4.6  | 4.38 | 4.27 | 4.75 | 4.91 | 5.9  | 5.03 | 5.14 | 5.32 | 4.64 | 5.13 | 7.7  | 5.09 | 7.32 | 5.12 | 5.12 | 4.17 |    |
| Half-hourly average | Monthly minimum          | 0.0                   | 3.33                    | 1.94 | 0  | 0  | 0  | 0  | 0  | 1.84 | 1.57 | 3.55 | 4.2  | 3.9  | 3.68 | 3.65 | 3.99 | 3.65 | 3.59 | 3.65 | 3.54 | 3.69 | 2.55 | 3.47 | 3.75 | 3.58 | 3.53 | 4.43 | 2.18 | 3.11 | 3.35 | 3.24 | 3.14 |    |
|                     | Total invalid results    | 152.0                 | 0                       | 41   | 0  | 0  | 0  | 0  | 0  | 47   | 38   | 4    | 0    | 0    | 0    | 0    | 4    | 0    | 0    | 0    | 0    | 0    | 0    | 0    | 1    | 0    | 0    | 0    | 16   | 0    | 0    | 1    | 0    | 0  |
|                     | No of exceedances of ELV | 0.0                   | 0                       | 0    | 0  | 0  | 0  | 0  | 0  | 0    | 0    | 0    | 0    | 0    | 0    | 0    | 0    | 0    | 0    | 0    | 0    | 0    | 0    | 0    | 0    | 0    | 0    | 0    | 0    | 0    | 0    | 0    | 0    |    |
|                     | Sum of exceedances       | 0.0                   | 0                       | 0    | 0  | 0  | 0  | 0  | 0  | 0    | 0    | 0    | 0    | 0    | 0    | 0    | 0    | 0    | 0    | 0    | 0    | 0    | 0    | 0    | 0    | 0    | 0    | 0    | 0    | 0    | 0    | 0    | 0    |    |
|                     |                          | Daily average ELV     | 10                      | 10   | 10 | 10 | 10 | 10 | 10 | 10   | 10   | 10   | 10   | 10   | 10   | 10   | 10   | 10   | 10   | 10   | 10   | 10   | 10   | 10   | 10   | 10   | 10   | 10   | 10   | 10   | 10   | 10   | 10   | 10 |
|                     | Monthly maximum          | 7.7                   | 4.04                    | 7    | 0  | 0  | 0  | 0  | 0  | 1.84 | 3.34 | 4.28 | 4.94 | 5.02 | 4.53 | 4.77 | 4.6  | 4.38 | 4.27 | 4.75 | 4.91 | 5.9  | 5.03 | 5.14 | 5.32 | 4.64 | 5.13 | 7.7  | 5.09 | 7.32 | 5.12 | 5.12 | 4.17 |    |
| Daily average       | No. of invalid days      | 0.0                   | Value valid             | Y    |    |    |    |    |    |      | Y    | Y    | Y    | Y    | Y    | Y    | Y    | Y    | Y    | Y    | Y    | Y    | Y    | Y    | Y    | Y    | Y    | Y    | Y    | Y    | Y    | Y    | Y    |    |
|                     | Sum of exceedances       | 0.0                   | Value exceeds ELV (Y/N) | N    | N  | N  | N  | N  | N  | N    | N    | N    | N    | N    | N    | N    | N    | N    | N    | N    | N    | N    | N    | N    | N    | N    | N    | N    | N    | N    | N    | N    | N    |    |

Signed..... Date.....  
(authorised to sign as representative of the Operator)





Permit Reference no: AP3538SM  
Operator: SITA Limited  
Installation: Wrexham Clinical Waste Incinerator

Variation Reference Number: EPR/MP3239FQ/V002  
Form Number : Agency Form / A4/ Form Dated 20 October 2011

### Reporting of Continuously Monitored Emissions to Air for VOC from Emission Point A1 for the month of Jan 2014

#### Daily and Half Hourly Average Monitoring Data



|                       |                                  |                           |    |    |    |    |    |      |      |      |      |      |      |      |      |      |      |      |      |      |      |      |      |      |      |      |      |      |      |      |      |    |
|-----------------------|----------------------------------|---------------------------|----|----|----|----|----|------|------|------|------|------|------|------|------|------|------|------|------|------|------|------|------|------|------|------|------|------|------|------|------|----|
| Monthly summary       | Date                             |                           |    |    |    |    |    |      |      |      |      |      |      |      |      |      |      |      |      |      |      |      |      |      |      |      |      |      |      |      |      |    |
|                       | 1                                | 2                         | 3  | 4  | 5  | 6  | 7  | 8    | 9    | 10   | 11   | 12   | 13   | 14   | 15   | 16   | 17   | 18   | 19   | 20   | 21   | 22   | 23   | 24   | 25   | 26   | 27   | 28   | 29   | 30   | 31   |    |
|                       | Half-hour average ELV            |                           |    |    |    |    |    |      |      |      |      |      |      |      |      |      |      |      |      |      |      |      |      |      |      |      |      |      |      |      |      |    |
| Monthly maximum       | 20                               | 20                        | 20 | 20 | 20 | 20 | 20 | 20   | 20   | 20   | 20   | 20   | 20   | 20   | 20   | 20   | 20   | 20   | 20   | 20   | 20   | 20   | 20   | 20   | 20   | 20   | 20   | 20   | 20   | 20   | 20   | 20 |
| Monthly mean          | 1.17                             | 1.22                      | 0  | 0  | 0  | 0  | 0  | 1.06 | 1.76 | 1.4  | 1.5  | 1.68 | 1.66 | 1.58 | 1.48 | 1.71 | 1.43 | 1.2  | 1.36 | 1.5  | 1.37 | 1.33 | 1.54 | 1.87 | 1.34 | 1.38 | 1.15 | 1.88 | 1.47 | 1.54 | 1.55 |    |
| Monthly minimum       | 1.02                             | 1.06                      | 0  | 0  | 0  | 0  | 0  | 1.06 | 1.14 | 1.23 | 1.34 | 1.34 | 0.97 | 1.26 | 1.27 | 1.18 | 1.12 | 1.1  | 1.13 | 1.22 | 1.21 | 1.22 | 1.14 | 1.22 | 1.16 | 1.11 | 1.01 | 1.11 | 1.14 | 1.23 | 1.13 |    |
| Half-hourly average   | -1.7 Minimum half hourly average |                           |    |    |    |    |    |      |      |      |      |      |      |      |      |      |      |      |      |      |      |      |      |      |      |      |      |      |      |      |      |    |
|                       | 0.89                             | 0.85                      | 0  | 0  | 0  | 0  | 0  | 1.06 | 0.79 | 1.05 | 1.26 | 1.17 | -1.7 | 1.07 | 1.1  | 1.04 | 1    | 0.99 | 1.02 | 1.01 | 1    | 0.95 | 0.92 | 1.06 | 1    | 0.95 | 0.9  | 0.93 | 1    | 1    | 0.96 |    |
| Total invalid results | 152.0                            | No. of invalid results    |    |    |    |    |    |      |      |      |      |      |      |      |      |      |      |      |      |      |      |      |      |      |      |      |      |      |      |      |      |    |
|                       | 0                                | 41                        | 0  | 0  | 0  | 0  | 0  | 47   | 38   | 4    | 0    | 0    | 0    | 0    | 4    | 0    | 0    | 0    | 0    | 0    | 0    | 0    | 0    | 1    | 0    | 0    | 16   | 0    | 0    | 1    | 0    | 0  |
| Sum of exceedances    | 0.0                              | No. of exceedances of ELV |    |    |    |    |    |      |      |      |      |      |      |      |      |      |      |      |      |      |      |      |      |      |      |      |      |      |      |      |      |    |
|                       | 0                                | 0                         | 0  | 0  | 0  | 0  | 0  | 0    | 0    | 0    | 0    | 0    | 0    | 0    | 0    | 0    | 0    | 0    | 0    | 0    | 0    | 0    | 0    | 0    | 0    | 0    | 0    | 0    | 0    | 0    | 0    |    |
|                       | Daily average ELV                |                           |    |    |    |    |    |      |      |      |      |      |      |      |      |      |      |      |      |      |      |      |      |      |      |      |      |      |      |      |      |    |
|                       | 10                               | 10                        | 10 | 10 | 10 | 10 | 10 | 10   | 10   | 10   | 10   | 10   | 10   | 10   | 10   | 10   | 10   | 10   | 10   | 10   | 10   | 10   | 10   | 10   | 10   | 10   | 10   | 10   | 10   | 10   | 10   |    |
| Daily average         | 1.3 Daily average                |                           |    |    |    |    |    |      |      |      |      |      |      |      |      |      |      |      |      |      |      |      |      |      |      |      |      |      |      |      |      |    |
|                       | 1.02                             | 1.06                      | 0  | 0  | 0  | 0  | 0  | 1.06 | 1.14 | 1.23 | 1.34 | 1.34 | 0.97 | 1.26 | 1.27 | 1.18 | 1.12 | 1.1  | 1.13 | 1.22 | 1.21 | 1.22 | 1.14 | 1.22 | 1.16 | 1.11 | 1.01 | 1.11 | 1.14 | 1.23 | 1.13 |    |
|                       | 0.0 Value valid                  |                           |    |    |    |    |    |      |      |      |      |      |      |      |      |      |      |      |      |      |      |      |      |      |      |      |      |      |      |      |      |    |
|                       | Y                                |                           |    |    |    |    |    |      |      | Y    | Y    | Y    | Y    | Y    | Y    | Y    | Y    | Y    | Y    | Y    | Y    | Y    | Y    | Y    | Y    | Y    |      | Y    | Y    | Y    | Y    |    |
| Sum of exceedances    | 0.0                              | Value exceeds ELV (Y/N)   |    |    |    |    |    |      |      |      |      |      |      |      |      |      |      |      |      |      |      |      |      |      |      |      |      |      |      |      |      |    |
|                       | N                                | N                         | N  | N  | N  | N  | N  | N    | N    | N    | N    | N    | N    | N    | N    | N    | N    | N    | N    | N    | N    | N    | N    | N    | N    | N    | N    | N    | N    | N    | N    |    |


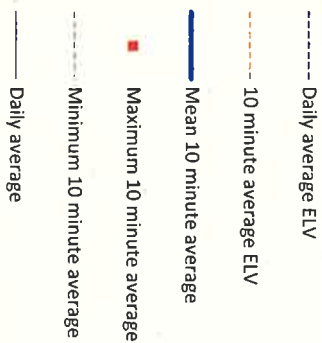
Signed..... Date.....  
(authorised to sign as representative of the Operator)

Permit Reference no: AP3538SM  
Operator: SITA Limited  
Installation: Wrexham Clinical Waste Incinerator

Variation Reference Number: EPR/MP3239FQ/V002  
Form Number : Agency Form / A5/ Form Dated 20 October 2011

### Reporting of Continuously Monitored Emissions to Air for Carbon Monoxide from Emission Point A1 for the month of Jan 2014

#### Daily and 10 minute Average Monitoring Data



|                   |                       |                       |                           |                         |               |      |      |     |     |     |      |      |      |      |      |      |      |      |       |      |      |      |      |      |      |      |      |      |      |      |      |       |        |      |      |
|-------------------|-----------------------|-----------------------|---------------------------|-------------------------|---------------|------|------|-----|-----|-----|------|------|------|------|------|------|------|------|-------|------|------|------|------|------|------|------|------|------|------|------|------|-------|--------|------|------|
| 10 minute average | Monthly summary       | Date                  | 1                         | 2                       | 3             | 4    | 5    | 6   | 7   | 8   | 9    | 10   | 11   | 12   | 13   | 14   | 15   | 16   | 17    | 18   | 19   | 20   | 21   | 22   | 23   | 24   | 25   | 26   | 27   | 28   | 29   | 30    | 31     |      |      |
|                   |                       | 10 minute average ELV | 150                       | 150                     | 150           | 150  | 150  | 150 | 150 | 150 | 150  | 150  | 150  | 150  | 150  | 150  | 150  | 150  | 150   | 150  | 150  | 150  | 150  | 150  | 150  | 150  | 150  | 150  | 150  | 150  | 150  | 150   |        |      |      |
|                   | Monthly maximum       | 698.8                 | Maximum 10 minute average | 7.44                    | 1.49          | 0    | 0    | 0   | 0   | 0   | 1.41 | 344  | 2.7  | 4.6  | 107  | 5.84 | 17.7 | 5.16 | 2.24  | 7.26 | 12.7 | 1.6  | 6.96 | 17   | 8.68 | 2.42 | 4.56 | 2.52 | 5.61 | 3.81 | 5.87 | 22.63 | 698.84 | 5.4  |      |
|                   | Monthly mean          | 1.1                   | Mean 10 minute average    | 0.75                    | 0.95          | 0    | 0    | 0   | 0   | 0   | 1.19 | 4.74 | 1.08 | 1    | 2.02 | 1.23 | 1.38 | 1.1  | 0.68  | 0.79 | 0.84 | 0.74 | 0.71 | 0.83 | 0.93 | 0.56 | 0.97 | 0.79 | 0.31 | 0.66 | 1.1  | 1.28  | 7.7    | 0.83 |      |
|                   | Monthly minimum       | -1.0                  | Minimum 10 minute average | 0.27                    | 0.3           | 0    | 0    | 0   | 0   | 0   | 0.94 | 0.39 | 0.43 | 0.61 | 0.27 | 0.22 | 0.41 | -0.3 | -1.03 | 0    | 0.45 | 0.44 | -0.7 | -0.1 | 0.23 | -0   | 0.29 | 0.38 | 0.75 | 0.26 | 0.4  | 0.35  | 0.13   | 0.2  |      |
|                   | Total invalid results | 364.0                 | No. of invalid results    | 0                       | 120           | 0    | 0    | 0   | 0   | 0   | 141  | 30   | 12   | 0    | 0    | 0    | 0    | 6    | 0     | 0    | 0    | 0    | 0    | 0    | 0    | 4    | 0    | 0    | 0    | 0    | 0    | 0     | 3      | 0    |      |
|                   | Sum of exceedances    | 3.0                   | No. of exceedances of ELV | 0                       | 0             | 0    | 0    | 0   | 0   | 0   | 0    | 1    | 0    | 0    | 0    | 0    | 0    | 0    | 0     | 0    | 0    | 0    | 0    | 0    | 0    | 0    | 0    | 0    | 0    | 0    | 0    | 2     | 0      |      |      |
|                   |                       |                       | Daily average ELV         | 50                      | 50            | 50   | 50   | 50  | 50  | 50  | 50   | 50   | 50   | 50   | 50   | 50   | 50   | 50   | 50    | 50   | 50   | 50   | 50   | 50   | 50   | 50   | 50   | 50   | 50   | 50   | 50   | 50    | 50     | 50   |      |
|                   | Daily average         |                       | Monthly maximum           | 7.7                     | Daily average | 0.75 | 0.95 | 0   | 0   | 0   | 0    | 1.19 | 4.74 | 1.08 | 1    | 2.02 | 1.23 | 1.38 | 1.1   | 0.68 | 0.79 | 0.84 | 0.74 | 0.71 | 0.83 | 0.93 | 0.56 | 0.97 | 0.79 | 0.31 | 0.66 | 1.1   | 1.28   | 7.7  | 0.83 |
|                   |                       |                       | No. of invalid days       | 0.0                     | Value valid   | Y    |      |     |     |     |      | Y    | Y    | Y    | Y    | Y    | Y    | Y    | Y     | Y    | Y    | Y    | Y    | Y    | Y    | Y    | Y    | Y    | Y    | Y    | Y    | Y     | Y      | Y    |      |
|                   |                       | Sum of exceedances    | 0.0                       | Value exceeds ELV (Y/N) | N             | N    | N    | N   | N   | N   | N    | N    | N    | N    | N    | N    | N    | N    | N     | N    | N    | N    | N    | N    | N    | N    | N    | N    | N    | N    | N    | N     | N      |      |      |

Signed..... Date.....  
(authorised to sign as representative of the Operator)

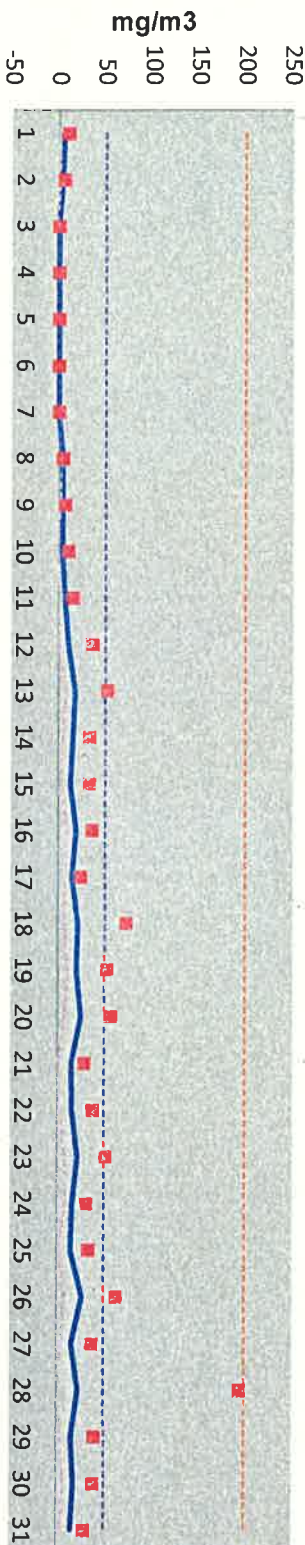
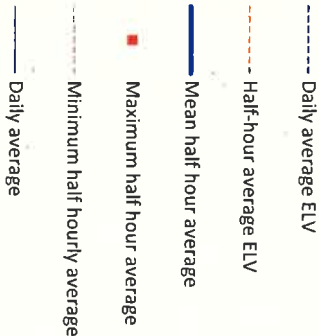


Permit Reference no: AP3538SM  
Operator: SITA Limited  
Installation: Wrexham Clinical Waste Incinerator

Variation Reference Number: EPR/MP3239FQ/V002  
Form Number : Agency Form / A6/ Form Dated 20 October 2011

### Reporting of Continuously Monitored Emissions to Air for Sulphur Dioxide from Emission Point A1 for the month of Jan 2014

#### Daily and Half Hourly Average Monitoring Data



|                     |                       |                     |                             |             |      |     |     |     |     |     |      |      |      |      |      |      |      |      |      |      |      |      |      |      |      |      |      |      |      |      |      |      |      |      |
|---------------------|-----------------------|---------------------|-----------------------------|-------------|------|-----|-----|-----|-----|-----|------|------|------|------|------|------|------|------|------|------|------|------|------|------|------|------|------|------|------|------|------|------|------|------|
| Half-hourly average | Monthly summary       |                     | Date                        | 1           | 2    | 3   | 4   | 5   | 6   | 7   | 8    | 9    | 10   | 11   | 12   | 13   | 14   | 15   | 16   | 17   | 18   | 19   | 20   | 21   | 22   | 23   | 24   | 25   | 26   | 27   | 28   | 29   | 30   | 31   |
|                     |                       |                     | Half-hour average ELV       | 200         | 200  | 200 | 200 | 200 | 200 | 200 | 200  | 200  | 200  | 200  | 200  | 200  | 200  | 200  | 200  | 200  | 200  | 200  | 200  | 200  | 200  | 200  | 200  | 200  | 200  | 200  | 200  | 200  | 200  | 200  |
|                     | Monthly maximum       | 194.9               | Maximum half hour average   | 10.5        | 5.85 | 0   | 0   | 0   | 0   | 0   | 4.46 | 7.16 | 10.6 | 15.4 | 36.5 | 52.5 | 33.8 | 33.8 | 36.3 | 24.2 | 72.9 | 52.9 | 56.8 | 28.5 | 37.6 | 51.9 | 31.8 | 33.4 | 63.1 | 37   | 195  | 40.1 | 38.5 | 29.5 |
|                     | Monthly mean          | 12.3                | Mean half hour average      | 5.37        | 3.6  | 0   | 0   | 0   | 0   | 0   | 4.46 | 3.97 | 3.94 | 6.78 | 10.5 | 18   | 15.8 | 13.1 | 19.1 | 15.2 | 21.4 | 19.8 | 24.8 | 14.8 | 15.3 | 21.2 | 16.1 | 14.2 | 26.5 | 15.4 | 22.2 | 15.4 | 17.9 | 15   |
|                     | Monthly minimum       | -2.2                | Minimum half hourly average | 0.86        | 1.02 | 0   | 0   | 0   | 0   | 0   | 4.46 | 2.05 | -2.2 | 3.81 | 0.29 | 8.18 | 5.41 | 3.06 | 9.54 | 8.21 | 6.95 | 10.9 | 7.44 | 0.58 | 3.11 | 7.85 | 8.97 | 1.75 | 7.79 | 3.97 | 1.67 | 4.5  | 6.67 | 4.16 |
|                     | Total invalid results | 152.0               | No. of invalid results      | 0           | 4.1  | 0   | 0   | 0   | 0   | 0   | 4.7  | 3.8  | 4    | 0    | 0    | 0    | 0    | 4    | 0    | 0    | 0    | 0    | 0    | 0    | 0    | 1    | 0    | 0    | 0    | 16   | 0    | 0    | 0    | 0    |
|                     | Sum of exceedances    | 0.0                 | No. of exceedances of ELV   | 0           | 0    | 0   | 0   | 0   | 0   | 0   | 0    | 0    | 0    | 0    | 0    | 0    | 0    | 0    | 0    | 0    | 0    | 0    | 0    | 0    | 0    | 0    | 0    | 0    | 0    | 0    | 0    | 0    | 0    | 0    |
|                     |                       |                     | Daily average ELV           | 50          | 50   | 50  | 50  | 50  | 50  | 50  | 50   | 50   | 50   | 50   | 50   | 50   | 50   | 50   | 50   | 50   | 50   | 50   | 50   | 50   | 50   | 50   | 50   | 50   | 50   | 50   | 50   | 50   | 50   | 50   |
|                     | Monthly maximum       | 26.5                | Daily average               | 5.37        | 3.6  | 0   | 0   | 0   | 0   | 0   | 4.46 | 3.97 | 3.94 | 6.78 | 10.5 | 18   | 15.8 | 13.1 | 19.1 | 15.2 | 21.4 | 19.8 | 24.8 | 14.8 | 15.3 | 21.2 | 16.1 | 14.2 | 26.5 | 15.4 | 22.2 | 15.4 | 17.9 | 15   |
|                     | Daily average         | No. of invalid days | 0.0                         | Value valid | Y    |     |     |     |     |     |      |      | Y    | Y    | Y    | Y    | Y    | Y    | Y    | Y    | Y    | Y    | Y    | Y    | Y    | Y    | Y    | Y    | Y    | Y    | Y    | Y    | Y    | Y    |
|                     | Sum of exceedances    | 0.0                 | Value exceeds ELV (Y/N)     | N           | N    | N   | N   | N   | N   | N   | N    | N    | N    | N    | N    | N    | N    | N    | N    | N    | N    | N    | N    | N    | N    | N    | N    | N    | N    | N    | N    | N    | N    | N    |



Signed..... Date.....  
(authorised to sign as representative of the Operator)

Permit Reference no: AP3538SM  
Operator: SITA Limited  
Installation: Wrexham Clinical Waste Incinerator

Variation Reference Number: EPR/MP3239FQ/V002  
Form Number : Agency Form / A7/ Form Dated 20 October 2011

Reporting of Continuously Monitored Emissions to Air for Oxides of Nitrogen from Emission Point A1 for the month of Jan 2014

Daily and Half Hourly  
Average Monitoring Data



|                     |                       |                       |     |                           |     |        |     |     |     |      |      |     |     |      |     |      |     |     |     |     |     |     |     |     |     |     |      |      |      |     |      |      |     |
|---------------------|-----------------------|-----------------------|-----|---------------------------|-----|--------|-----|-----|-----|------|------|-----|-----|------|-----|------|-----|-----|-----|-----|-----|-----|-----|-----|-----|-----|------|------|------|-----|------|------|-----|
|                     | Monthly summary       | Date                  | 1   | 2                         | 3   | 4      | 5   | 6   | 7   | 8    | 9    | 10  | 11  | 12   | 13  | 14   | 15  | 16  | 17  | 18  | 19  | 20  | 21  | 22  | 23  | 24  | 25   | 26   | 27   | 28  | 29   | 30   | 31  |
|                     |                       | Half-hour average ELV |     |                           |     |        |     |     |     |      |      |     |     |      |     |      |     |     |     |     |     |     |     |     |     |     |      |      |      |     |      |      |     |
| Half-hourly average | Monthly maximum       | 368.1                 | 230 | 174.48                    | 0   | 0      | 0   | 0   | 142 | 184  | 186  | 201 | 160 | 189  | 190 | 200  | 178 | 202 | 228 | 229 | 239 | 232 | 339 | 336 | 191 | 307 | 388  | 365  | 319  | 351 | 247  | 221  |     |
|                     | Monthly mean          | 135.7                 | 177 | 148.62                    | 0   | 0      | 0   | 0   | 142 | 119  | 134  | 149 | 135 | 138  | 143 | 157  | 138 | 152 | 148 | 153 | 170 | 151 | 200 | 190 | 158 | 203 | 214  | 215  | 173  | 188 | 162  | 149  |     |
|                     | Monthly minimum       | 0.0                   | 118 | 131.32                    | 0   | 0      | 0   | 0   | 142 | 68.2 | 97.9 | 106 | 115 | 83.8 | 100 | 86.5 | 77  | 124 | 124 | 113 | 114 | 78  | 113 | 125 | 109 | 149 | 84.6 | 82.6 | 72.7 | 101 | 86.9 | 75.4 |     |
|                     | Total invalid results | 152.0                 | 0   | No. of invalid results    | 0   | 41     | 0   | 0   | 0   | 47   | 38   | 4   | 0   | 0    | 0   | 0    | 4   | 0   | 0   | 0   | 0   | 0   | 0   | 1   | 0   | 0   | 0    | 0    | 16   | 0   | 0    | 0    | 0   |
|                     | Sum of exceedances    | 0.0                   | 0   | No. of exceedances of ELV | 0   | 0      | 0   | 0   | 0   | 0    | 0    | 0   | 0   | 0    | 0   | 0    | 0   | 0   | 0   | 0   | 0   | 0   | 0   | 0   | 0   | 0   | 0    | 0    | 0    | 0   | 0    | 0    | 0   |
| Daily average       |                       |                       |     |                           |     |        |     |     |     |      |      |     |     |      |     |      |     |     |     |     |     |     |     |     |     |     |      |      |      |     |      |      |     |
|                     | Monthly maximum       | 215.1                 | 177 | Daily average             | 400 | 400    | 400 | 400 | 400 | 400  | 400  | 400 | 400 | 400  | 400 | 400  | 400 | 400 | 400 | 400 | 400 | 400 | 400 | 400 | 400 | 400 | 400  | 400  | 400  | 400 | 400  | 400  | 400 |
|                     | No. of invalid days   | 0.0                   | Y   | Value valid               | 177 | 148.62 | 0   | 0   | 0   | 142  | 119  | 134 | 149 | 135  | 138 | 143  | 157 | 138 | 152 | 148 | 153 | 170 | 151 | 200 | 190 | 158 | 203  | 214  | 215  | 173 | 188  | 162  | 149 |
|                     | Sum of exceedances    | 0.0                   | N   | Value exceeds ELV (Y/N)   | N   | N      | N   | N   | N   | N    | N    | N   | N   | N    | N   | N    | N   | N   | N   | N   | N   | N   | N   | N   | N   | N   | N    | N    | N    | N   | N    | N    | N   |

Signed..... Date.....  
(authorised to sign as representative of the Operator)