


Permit Reference no: AP3538SM  
Operator: SITA Limited  
Installation: Wrexham Clinical Waste Incinerator

Variation Reference Number: EPR/MP3239FQ/N002  
Form Number : Agency Form / A2/ Form Dated 20 October 2011

RECEIVED  
01 AUG 2013

Reporting of Continuously Monitored Emissions to Air for Particulates from Emission Point A1 for the month of May 2013

Daily and Half Hourly  
Average Monitoring Data



	Monthly summary		Date	1	2	3	4	5	6	7	8	9	10	11	12	13	14	15	16	17	18	19	20	21	22	23	24	25	26	27	28	29	30	31
			Half-hour average ELV	30	30	30	30	30	30	30	30	30	30	30	30	30	30	30	30	30	30	30	30	30	30	30	30	30	30	30	30	30	30	
Half-hourly average	Monthly maximum	5.2	Maximum half hour average	3.1	5.19	5.1	4.35	1.04	1.92	1.52	1.78	0.97	1.52	1.69	1.47	1.06	1.93	1.38	1.5	1.03	1.14	1.41	1.93	1.19	2.48	0.93	1.43	1.12	1.65	1.31	1.03	2.97	1.06	1.68
	Monthly mean	0.9	Mean half hour average	1.3	1.74	0.89	0.76	0.52	0.66	0.73	0.7	0.73	0.67	0.87	0.77	0.74	0.76	0.77	0.84	0.8	0.79	0.8	0.77	0.89	1.58	0.63	0.81	0.8	0.94	0.77	0.76	1.02	0.79	0.93
	Monthly minimum	0.4	Minimum half hourly average	0.6	0.46	0.53	0.57	0.64	0.58	0.47	0.41	0.56	0.39	0.56	0.61	0.51	0.4	0.47	0.63	0.51	0.51	0.44	0.48	0.62	0.53	0.38	0.56	0.48	0.64	0.51	0.45	0.47	0.53	0.7
	Total invalid results	83.0	No. of invalid results	0	0	0	0	0	0	0	0	0	5	19	0	0	3	0	0	2	0	0	0	6	30	0	18	0	0	0	0	0	0	0
		Sum of exceedances	0.0	No. of exceedances of ELV	0	0	0	0	0	0	0	0	0	0	0	0	0	0	0	0	0	0	0	0	0	0	0	0	0	0	0	0	0	0
			Daily average ELV	10	10	10	10	10	10	10	10	10	10	10	10	10	10	10	10	10	10	10	10	10	10	10	10	10	10	10	10	10	10	10
Daily average	Monthly maximum	1.7	Daily average	1.3	1.74	0.89	0.76	0.52	0.66	0.73	0.7	0.73	0.67	0.87	0.77	0.74	0.76	0.77	0.84	0.8	0.79	0.8	0.77	0.89	1.58	0.63	0.81	0.8	0.94	0.77	0.76	1.02	0	0
	No. of invalid days	0.0	Value valid	Y	Y	Y	Y	Y	Y	Y	Y	Y	Y	Y	Y	Y	Y	Y	Y	Y	Y	Y	Y	Y	Y	Y	Y	Y	Y	Y	Y	Y	Y	
	Sum of exceedances	0.0	Value exceeds ELV (Y/N)	N	N	N	N	N	N	N	N	N	N	N	N	N	N	N	N	N	N	N	N	N	N	N	N	N	N	N	N	N	N	N

Signed..... Date.....  
(authorised to sign as representative of the Operator)

MONITORING RETURNS N. WALES

CHECKED BY AUTHORITY

TIMEZONE

OK FOR PUBLIC RELEASE

INITIALS DATE

LC 6.9.13

JB 5.8.13

LC 6.9.13

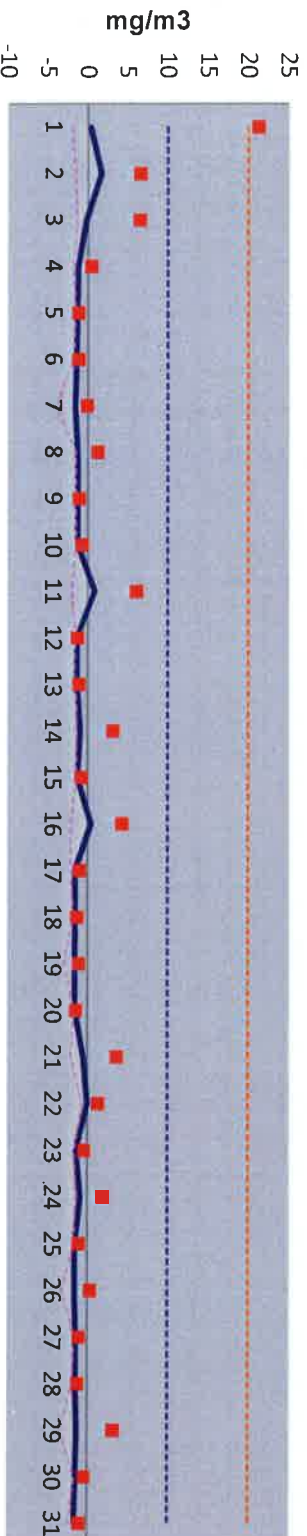

JB E0000

Permit Reference no: AP3538SM  
Operator: SITA Limited  
Installation: Wrexham Clinical Waste Incinerator

Variation Reference Number: EPR/MP3239FQ/V002  
Form Number : Agency Form / A4/ Form Dated 20 October 2011

### Reporting of Continuously Monitored Emissions to Air for VOC from Emission Point A1 for the month of May 2013

## Daily and Half Hourly Average Monitoring Data



	Monthly summary	Date	1	2	3	4	5	6	7	8	9	10	11	12	13	14	15	16	17	18	19	20	21	22	23	24	25	26	27	28	29	30	31
		Half-hour average ELV	20	20	20	20	20	20	20	20	20	20	20	20	20	20	20	20	20	20	20	20	20	20	20	20	20	20	20	20	20	20	20
Half-hourly average	Monthly maximum	21.3 Maximum half hour average	21.3	6.64	6.54	0.47	-1.2	-1.1	-0.1	1.25	-1.1	-0.7	6.16	-1.3	-1.1	3.2	-0.8	4.35	-1	-1.3	-1.1	-1.5	3.68	1.35	-0.4	1.95	-1.1	0.35	-1.1	-1.2	3.27	-0.4	-1
	Monthly mean	-1.0 Mean half hour average	0.37	1.72	-0.2	-1.2	-1.3	-1.4	-1.6	-1.3	-1.3	-1.3	0.89	-1.4	-1.3	-0.9	-1.3	0.43	-1.6	-1.5	-1.6	-1.6	-0.5	0	-1.5	-0.9	-1.6	-1.6	-1.5	-1.3	-1.5	-1.7	-2.4
	Monthly minimum	-4.0 Minimum half hourly average	-1.9	-1.5	-1.3	-1.8	-1.6	-1.8	-4	-1.5	-1.5	-2	-1.5	-1.5	-1.4	-1.5	-2	-2.1	-1.8	-3	-1.7	-2	-0.6	-1.7	-1.5	-1.7	-3.1	-1.7	-1.9	-3.3	-1.7	-2.4	
	Total invalid results	90.0 No. of invalid results	0	0	0	0	0	0	0	0	0	5	19	0	0	3	0	0	2	0	0	0	6	30	7	18	0	0	0	0	0	0	0
	Sum of exceedances	1.0 No. of exceedances of ELV	1	0	0	0	0	0	0	0	0	0	0	0	0	0	0	0	0	0	0	0	0	0	0	0	0	0	0	0	0	0	
		Daily average ELV	10	10	10	10	10	10	10	10	10	10	10	10	10	10	10	10	10	10	10	10	10	10	10	10	10	10	10	10	10	10	10
Daily average	Monthly maximum	1.7 Daily average	0.37	1.72	-0.2	-1.2	-1.3	-1.4	-1.6	-1.3	-1.3	0.89	-1.4	-1.3	-0.9	-1.3	0.43	-1.6	-1.5	-1.6	-1.6	-0.5	0	-1.5	-0.9	-1.6	-1.6	-1.5	-1.5	-1.3	-1.5	-1.7	-2.4
	No. of invalid days	0.0 Value valid	Y	Y	Y	Y	Y	Y	Y	Y	Y	Y	Y	Y	Y	Y	Y	Y	Y	Y	Y	Y	Y	Y	Y	Y	Y	Y	Y	Y	Y	Y	Y
	Sum of exceedances	0.0 Value exceeds ELV (Y/N)	N	N	N	N	N	N	N	N	N	N	N	N	N	N	N	N	N	N	N	N	N	N	N	N	N	N	N	N	N	N	N



Signed ..... Date .....  
(authorised to sign as representative of the Operator)

Permit Reference no: AP3538SM  
Operator: SITA Limited  
Installation: Wrexham Clinical Waste Incinerator

Variation Reference Number: EPR/MP3239FQ/V002  
Form Number : Agency Form / A3/ Form Dated 20 October 2011

Reporting of Continuously Monitored Emissions to Air for Hydrogen Chloride from Emission Point A1 for the month of May 2013

Daily and Half Hourly  
Average Monitoring Data



	Monthly summary	Date	1	2	3	4	5	6	7	8	9	10	11	12	13	14	15	16	17	18	19	20	21	22	23	24	25	26	27	28	29	30	31
		Half-hour average ELV	60	60	60	60	60	60	60	60	60	60	60	60	60	60	60	60	60	60	60	60	60	60	60	60	60	60	60	60	60	60	
	Monthly maximum	16.5 Maximum half hour average	12.6	3.99	14.8	4.88	4.79	4.65	4.88	4.5	3.94	3.97	4.01	4.27	4.47	4.32	3.84	4.41	4.58	4.38	5.03	4.5	3.94	2.59	4.51	4.51	16.5	5.5	3.87	4.06	4.02	3.9	4.28
	Monthly mean	3.4 Mean half hour average	6.25	1.1	4.91	3.85	3.84	3.48	3.52	3.33	3.22	3.29	2.69	3.59	3.4	3.36	3.27	3.52	3.77	3.53	3.61	3.5	2.53	0.8	3.2	2.7	4.44	3.86	3.22	2.79	2.88	3.31	3.43
	Monthly minimum	-1.3 Minimum half hourly average	3.25	1.6	3.17	2.73	2.84	2.13	1.92	2.36	2.66	2.6	-1.3	3.04	2.76	2.04	2.41	2.16	3.3	2.63	1.41	2.85	0.99	-0.4	2.43	-0.4	2.77	2.99	2.51	1.73	0.87	1.2	2.72
	Total invalid results	83.0 No. of invalid results	0	0	0	0	0	0	0	0	0	5	19	0	0	3	0	0	2	0	0	6	30	0	18	0	0	0	0	0	0	0	0
	Sum of exceedances	0.0 No. of exceedances of ELV	0	0	0	0	0	0	0	0	0	0	0	0	0	0	0	0	0	0	0	0	0	0	0	0	0	0	0	0	0	0	
		Daily average ELV	10	10	10	10	10	10	10	10	10	10	10	10	10	10	10	10	10	10	10	10	10	10	10	10	10	10	10	10	10	10	10
	Monthly maximum	6.3 Daily average	6.25	1.1	4.91	3.85	3.84	3.48	3.52	3.33	3.22	3.29	2.69	3.59	3.4	3.36	3.27	3.52	3.77	3.53	3.61	3.5	2.53	0.8	3.2	2.7	4.44	3.86	3.22	2.79	2.88	3.31	3.43
	Daily average	0.0 Value valid	Y	Y	Y	Y	Y	Y	Y	Y	Y	Y	Y	Y	Y	Y	Y	Y	Y	Y	Y	Y	Y	Y	Y	Y	Y	Y	Y	Y	Y	Y	Y
	Sum of exceedances	0.0 Value exceeds ELV (Y/N)	N	N	N	N	N	N	N	N	N	N	N	N	N	N	N	N	N	N	N	N	N	N	N	N	N	N	N	N	N	N	N

Signed..... Date.....  
(authorised to sign as representative of the Operator)

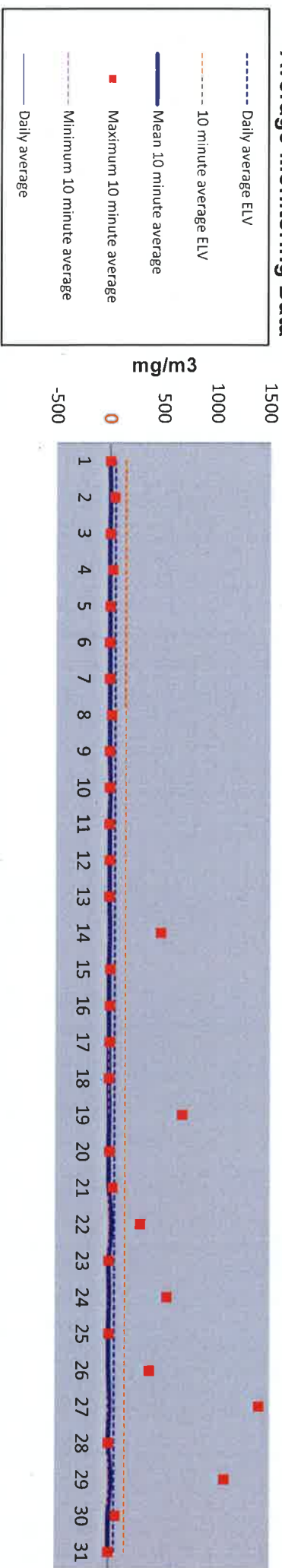


Permit Reference no: AP3538SM  
Operator: SITA Limited  
Installation: Wrexham Clinical Waste Incinerator

Variation Reference Number: EPR/MP3239FQ/V002  
Form Number : Agency Form / A5/ Form Dated 20 October 2011

### Reporting of Continuously Monitored Emissions to Air for Carbon Monoxide from Emission Point A1 for the month of May 2013

#### Daily and 10 minute Average Monitoring Data



10 minute average	Monthly summary	Date	1	2	3	4	5	6	7	8	9	10	11	12	13	14	15	16	17	18	19	20	21	22	23	24	25	26	27	28	29	30	31		
	Monthly maximum	1404.0	Maximum 10 minute average	150	150	150	150	150	150	150	150	150	150	150	150	150	150	150	150	150	150	150	150	150	150	150	150	150	150	150	150	150	150		
	Monthly mean	2.2	Mean 10 minute average	2.92	44.8	2.91	25.9	2.37	-0.3	-0.3	19.6	-0	1.72	-0.8	0.68	-0.4	482	9.83	6.88	5.4	0.59	685	5.7	35.5	295.07	2	54.3	2.05	379	1404	0.65	1078.2	65.47	1.93	
	Monthly minimum	-3.6	Minimum 10 minute average	-0	4.88	-0.3	-1.1	-0.6	-0.7	-0.8	-0.4	-0.7	6.54	0.56	-0.7	-0.9	4.04	-1.2	-1.13	-1.6	-1.7	2.37	-1.7	-0.8	30.69	-1.7	5.79	-1.6	1.29	8.26	-1.5	25.09	-1.03	-1.7	
	Total invalid results	201.0	No. of invalid results	-1.2	-0.3	-1	0.04	-1	-1.2	-1.2	-1.2	-1.1	-1	-1	-1.1	-1.2	-1	-2.2	-2.45	-3.6	-2.5	-2.4	-2.4	-2.3	-2.42	-2.9	-2.4	-2.6	-2.6	-2.6	-2.4	-2.33	-2.54	-2.5	
	Sum of exceedances	19.0	No. of exceedances of ELV	0	0	0	0	0	0	0	0	0	4	28	0	0	8	0	0	4	0	0	0	16	90	0	51	0	0	0	0	0	0		
			Daily average ELV	0	0	0	0	0	0	0	0	0	0	0	0	0	1	0	0	0	0	0	0	7	0	1	0	1	1	0	7	0	0		
	Daily average		Monthly maximum	30.7	Daily average	-0	4.88	-0.3	-1.1	-0.6	-0.7	-0.8	-0.4	-0.7	6.54	0.56	-0.7	-0.9	4.04	-1.2	-1.13	-1.6	2.37	-1.7	-0.8	30.69	-1.7	5.79	-1.6	1.29	8.26	-1.5	25.09	-1.03	-1.7
			No. of invalid days	0.0	Value valid	Y	Y	Y	Y	Y	Y	Y	Y	Y	Y	Y	Y	Y	Y	Y	Y	Y	Y	Y	Y	Y	Y	Y	Y	Y	Y	Y	Y	Y	
		Sum of exceedances	0.0	Value exceeds ELV (Y/N)	N	N	N	N	N	N	N	N	N	N	N	N	N	N	N	N	N	N	N	N	N	N	N	N	N	N	N	N	N		


Signed..... Date.....  
(authorised to sign as representative of the Operator)

Permit Reference no: AP3538SM  
Operator: SITA Limited  
Installation: Wrexham Clinical Waste Incinerator

Variation Reference Number: EPR/MP3239FQ/V002  
Form Number : Agency Form / A6/ Form Dated 20 October 2011

### Reporting of Continuously Monitored Emissions to Air for Sulphur Dioxide from Emission Point A1 for the month of May 2013

#### Daily and Half Hourly Average Monitoring Data



Monthly summary		Date																															
		Half-hour average ELV																															
Monthly maximum		200	200	200	200	200	200	200	200	200	200	200	200	200	200	200	200	200	200	200	200	200	200	200	200	200	200	200	200	200	200	200	200
Monthly mean		18	21.4	25.7	10.1	14.7	17.5	12.1	9.03	11.9	10.8	13.1	9.73	13.6	13	14	15.3	15.7	15.4	20.9	14	12.7	13.2	18.8	18.1	10.4	29.2	17.4	13.6	11.3	11.7	16.8	
Half-hourly average		7.6	Mean half hour average																														
Monthly minimum		9.68	8.45	6.14	5.79	4.22	5.68	3.82	4.5	6.53	5.73	7.16	5.61	7.84	8.39	7.19	8.81	9.21	8.25	10.5	8.07	8.89	7.35	10.7	10.1	11.8	9.27	8.41	6.97	5.85	6.82	7.98	
Monthly invalid results		-13.2	Minimum half hourly average																														
Total invalid results		3.41	-9.9	-0.4	2.19	-0.1	-5.6	-7.4	-1	1.95	0.57	-13	1.65	1.98	2.19	1.67	-0.4	2.78	3.01	3.23	3.18	5.71	1.72	3.43	5.31	2.02	-3.6	-2.5	2.96	-1.8	4.12	-0.4	
No. of invalid results		83.0	No. of invalid results																														
Sum of exceedances		0	0	0	0	0	0	0	0	0	0	0	0	0	3	0	2	0	0	0	6	30	0	18	0	0	0	0	0	0	0	0	
No. of exceedances of ELV		0	0	0	0	0	0	0	0	0	0	0	0	0	0	0	0	0	0	0	0	0	0	0	0	0	0	0	0	0	0	0	
Daily average ELV		50	50	50	50	50	50	50	50	50	50	50	50	50	50	50	50	50	50	50	50	50	50	50	50	50	50	50	50	50	50	50	
Monthly maximum		11.8	Daily average																														
No. of invalid days		9.68	8.45	6.14	5.79	4.22	5.68	3.82	4.5	6.53	5.73	7.16	5.61	7.84	8.39	7.19	8.81	9.21	8.25	10.5	8.07	8.89	7.35	10.7	10.1	11.8	9.27	8.41	6.97	5.85	6.82	7.98	
Sum of exceedances		0.0	Value valid																														
Value exceeds ELV (Y/N)		Y	Y	Y	Y	Y	Y	Y	Y	Y	Y	Y	Y	Y	Y	Y	Y	Y	Y	Y	Y	Y	Y	Y	Y	Y	Y	Y	Y	Y	Y	Y	
0.0 Value exceeds ELV (Y/N)		N	N	N	N	N	N	N	N	N	N	N	N	N	N	N	N	N	N	N	N	N	N	N	N	N	N	N	N	N	N	N	

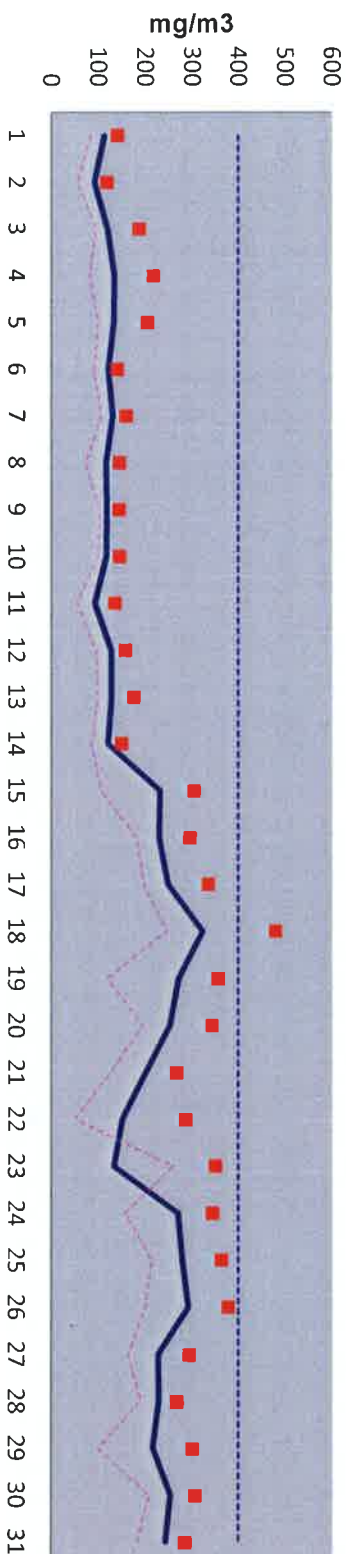

Signed..... Date.....  
(authorised to sign as representative of the Operator)

Permit Reference no: AP3538SM  
Operator: SITA Limited  
Installation: Wrexham Clinical Waste Incinerator

Variation Reference Number: EPR/MP3239FQ/V002  
Form Number : Agency Form / A7/ Form Dated 20 October 2011

### Reporting of Continuously Monitored Emissions to Air for Oxides of Nitrogen from Emission Point A1 for the month of May 2013

#### Daily and Half Hourly Average Monitoring Data



	Monthly summary	Date	1	2	3	4	5	6	7	8	9	10	11	12	13	14	15	16	17	18	19	20	21	22	23	24	25	26	27	28	29	30	31	
		Half-hour average ELV																																
Half-hourly average	Monthly maximum	480.7	Maximum half hour average	142	119.21	187	219	206	141	160	145	145	146	136	160	178	150	305	296	336	481	356	343	268	287	351	345	364	379	295	268	301	307	286
	Monthly mean	185.3	Mean half hour average	114	93.13	121	135	133	122	132	117	119	118	93.9	128	129	121	233	230	250	324	272	254	202	152	134	271	280	293	228	230	217	255	244
	Monthly minimum	51.1	Minimum half hourly average	85.4	56.23	96.6	82.8	100	92.3	107	74.8	103	101	55.9	95.7	101	87.6	107	182	198	247	121	196	128	51.1	261	159	214	201	165	191	100	209	184
	Total invalid results	83.0	No. of invalid results	0	0	0	0	0	0	0	0	0	5	19	0	0	3	0	0	2	0	0	0	6	30	0	18	0	0	0	0	0	0	0
	Sum of exceedances	1.0	No. of exceedances of ELV	0	0	0	0	0	0	0	0	0	0	0	0	0	0	0	0	1	0	0	0	0	0	0	0	0	0	0	0	0	0	
Daily average	Monthly maximum	324.0	Daily average	400	400	400	400	400	400	400	400	400	400	400	400	400	400	400	400	400	400	400	400	400	400	400	400	400	400	400	400	400	400	400
	No. of invalid days	0.0	Value valid	Y	Y	Y	Y	Y	Y	Y	Y	Y	Y	Y	Y	Y	Y	Y	Y	Y	Y	Y	Y	Y	Y	Y	Y	Y	Y	Y	Y	Y	Y	
	Sum of exceedances	0.0	Value exceeds ELV (Y/N)	N	N	N	N	N	N	N	N	N	N	N	N	N	N	N	N	N	N	N	N	N	N	N	N	N	N	N	N	N	N	N

Signed..... Date.....  
(authorised to sign as representative of the Operator)