

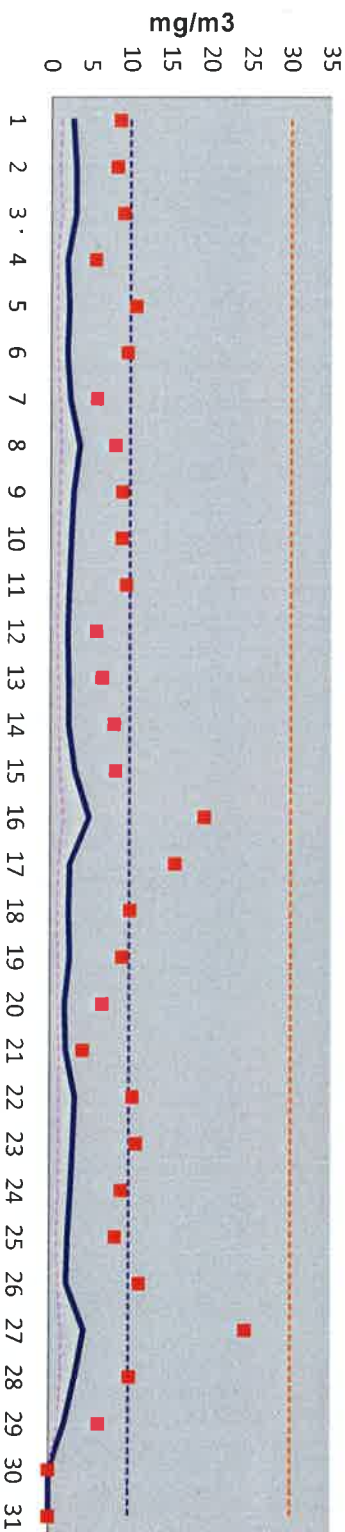

Permit Reference no: AP3538SM  
Operator: SITA Limited  
Installation: Wrexham Clinical Waste Incinerator

Variation Reference Number: EPR/MP3239FQ/V002  
Form Number : Agency Form / A2/ Form Dated 20 October 2011

RECEIVED  
27 SEP 2013

### Reporting of Continuously Monitored Emissions to Air for Particulates from Emission Point A1 for the month of August 2013

#### Daily and Half Hourly Average Monitoring Data



	Monthly summary	Date	1	2	3	4	5	6	7	8	9	10	11	12	13	14	15	16	17	18	19	20	21	22	23	24	25	26	27	28	29	30	31
		Half-hour average ELV	30	30	30	30	30	30	30	30	30	30	30	30	30	30	30	30	30	30	30	30	30	30	30	30	30	30	30	30	30	30	
Half-hourly average	Monthly maximum	24.4 Maximum half hour average	8.71	8.34	9.16	5.63	10.7	9.64	5.75	8.06	9	8.96	9.52	5.71	6.46	7.96	8.15	19.3	15.7	10.1	9.09	6.54	4.17	10.4	10.9	8.99	8.27	11.3	24.4	10.1	6.14	0	0
	Monthly mean	2.6 Mean half hour average	2.76	3.13	3.2	2.1	2.33	2.1	2.5	3.72	2.92	2.66	2.41	2.2	2.33	2.33	3.16	4.93	2.52	2.39	2.54	1.88	2.04	3.21	2.99	2.68	2.32	2.19	4.37	3.32	1.96	0	0
	Monthly minimum	0.0 Minimum half hourly average	1.35	1.08	1.33	0.8	0.84	0.84	1.19	1.28	1.21	1.06	1.02	0.89	1.02	1.13	1.26	1.71	1.1	0.95	1	1.01	1.16	1.17	1.17	1.14	0.92	1.12	1.5	1.5	1.11	0	0
	Total invalid results	151.0 No. of invalid results	1	0	0	0	0	1	0	0	0	0	0	0	0	0	1	0	8	0	0	0	2	1	0	0	0	10	15	2	14	48	48
	Sum of exceedances	0.0 No. of exceedances of ELV	0	0	0	0	0	0	0	0	0	0	0	0	0	0	0	0	0	0	0	0	0	0	0	0	0	0	0	0	0	0	0
		Daily average ELV	10	10	10	10	10	10	10	10	10	10	10	10	10	10	10	10	10	10	10	10	10	10	10	10	10	10	10	10	10	10	10
Daily average	Monthly maximum	4.9 Daily average	2.76	3.13	3.2	2.1	2.33	2.1	2.5	3.72	2.92	2.66	2.41	2.2	2.33	2.33	3.16	4.93	2.52	2.39	2.54	1.88	2.04	3.21	2.99	2.68	2.32	2.19	4.37	3.32	1.96	0	0
	No. of invalid days	0.0 Value valid	Y	Y	Y	Y	Y	Y	Y	Y	Y	Y	Y	Y	Y	Y	Y	Y	Y	Y	Y	Y	Y	Y	Y	Y	Y	Y	Y	Y	Y	Y	
	Sum of exceedances	0.0 Value exceeds ELV (Y/N)	N	N	N	N	N	N	N	N	N	N	N	N	N	N	N	N	N	N	N	N	N	N	N	N	N	N	N	N	N	N	N

Signed..... Date.....  
(authorised to sign as representative of the Operator)

UNITING RETURNS N. WAL-S

INITIALS DATE

CHECKED BY AUTHORIZATION

X.C 2.10.13

TRACONS

UB 2.10.13

OK FOR PUBLIC RELEASE

X.C 2.10.13

UNITING RETURNS N. WAL-S



UB EDI 2.10.13

Permit Reference no: AP3538SM  
Operator: SITA Limited  
Installation: Wrexham Clinical Waste Incinerator

Variation Reference Number: EPR/MP3239FQ/V002  
Form Number : Agency Form / A4/ Form Dated 20 October 2011

Reporting of Continuously Monitored Emissions to Air for VOC from Emission Point A1 for the month of August 2013

Daily and Half Hourly  
Average Monitoring Data



	Monthly summary	Date	1	2	3	4	5	6	7	8	9	10	11	12	13	14	15	16	17	18	19	20	21	22	23	24	25	26	27	28	29	30	31
	Half-hour average ELV		20	20	20	20	20	20	20	20	20	20	20	20	20	20	20	20	20	20	20	20	20	20	20	20	20	20	20	20	20	20	20
	Monthly maximum	7.4	0.03	0.02	0.02	0.01	0.02	0.02	1.78	2.62	2.18	2.06	1.96	2.01	2	2.02	2.06	5.97	2	2.23	2.1	2.24	2.06	2.03	1.88	1.94	2.08	4.84	7.41	2.09	2.31	0	0
Half-hourly average	Monthly mean	1.3	0	0	0	0	0	0	0.86	1.87	1.79	1.8	1.79	1.78	1.73	1.78	1.72	1.92	1.75	1.78	1.81	1.83	1.82	1.81	1.79	1.78	1.78	2.16	2.54	1.87	1.85	0	0
	Monthly minimum	0.0	0.03	-0	-0	-0	-0	-0	-0	1.57	1.72	1.69	1.69	1.63	1.59	1.66	1.62	1.56	1.64	1.66	1.69	1.62	1.71	1.68	1.62	1.7	1.7	1.63	1.47	1.73	1.7	0	0
	Total invalid results	155.0	0	0	0	0	0	2	6	0	0	0	0	0	0	1	0	5	0	0	0	0	2	1	0	0	0	10	16	2	14	48	48
	No. of invalid results	8.0	0	0	0	0	0	0	0	0	0	0	0	0	0	0	0	8	0	0	0	0	0	0	0	0	0	0	0	0	0	0	0
	Sum of exceedances		10	10	10	10	10	10	10	10	10	10	10	10	10	10	10	10	10	10	10	10	10	10	10	10	10	10	10	10	10	10	10
	Daily average ELV		0	0	0	0	0	0	0.86	1.87	1.79	1.8	1.79	1.78	1.73	1.78	1.72	1.92	1.75	1.78	1.81	1.83	1.82	1.81	1.79	1.78	1.78	2.16	2.54	1.87	1.85	0	0
	Monthly maximum	2.5	0	0	0	0	0	0	0.86	1.87	1.79	1.8	1.79	1.78	1.73	1.78	1.72	1.92	1.75	1.78	1.81	1.83	1.82	1.81	1.79	1.78	1.78	2.16	2.54	1.87	1.85	0	0
Daily average	No. of invalid days	0.0	Y	Y	Y	Y	Y	Y	Y	Y	Y	Y	Y	Y	Y	Y	Y	Y	Y	Y	Y	Y	Y	Y	Y	Y	Y	Y	Y	Y	Y	Y	
	Sum of exceedances	0.0	N	N	N	N	N	N	N	N	N	N	N	N	N	N	N	N	N	N	N	N	N	N	N	N	N	N	N	N	N	N	N
	Value exceeds ELV (Y/N)																																

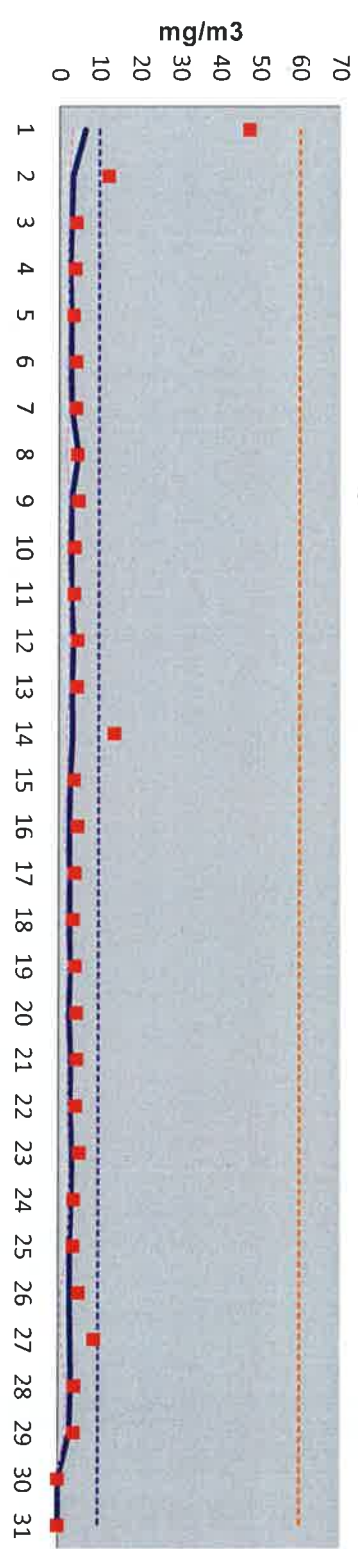

Signed..... Date.....  
(authorised to sign as representative of the Operator)

Permit Reference no: AP3538SM  
Operator: SITA Limited  
Installation: Wrexham Clinical Waste Incinerator

Variation Reference Number: EPR/MP3239FQ/V002  
Form Number : Agency Form / A3/ Form Dated 20 October 2011

Reporting of Continuously Monitored Emissions to Air for Hydrogen Chloride from Emission Point A1 for the month of August 2013

Daily and Half Hourly  
Average Monitoring Data



	Monthly summary		Date	1	2	3	4	5	6	7	8	9	10	11	12	13	14	15	16	17	18	19	20	21	22	23	24	25	26	27	28	29	30	31
			Half-hour average ELV	60	60	60	60	60	60	60	60	60	60	60	60	60	60	60	60	60	60	60	60	60	60	60	60	60	60	60	60	60	60	60
	Monthly maximum	47.4	Maximum half hour average	47.4	12.2	4.28	3.97	3.62	4.28	4.23	4.59	4.88	3.92	3.84	4.67	4.53	13.9	3.86	4.71	4.05	3.65	4.2	4.46	4.55	4.55	5.21	3.83	3.73	5.01	8.87	4.08	3.95	0	0
	Monthly mean	3.1	Mean half hour average	6.52	3.45	3.13	2.86	3.06	3.09	3.23	4.89	3.18	3.17	3.13	3.68	3.4	3.59	3	2.74	2.85	2.8	2.86	2.75	3.14	3.01	3.46	3.28	2.93	2.95	3.05	3.21	2.88	0	0
	Monthly minimum	0.0	Minimum half hourly average	3.24	2.48	2.29	2.3	2.45	2.05	2.32	1.96	2.53	2.05	2.65	2.6	2.56	1.94	2.31	1.32	2.11	1.75	2.37	1.8	2.35	2.4	2.61	2.75	2.43	0.62	0.59	2.1	1.66	0	0
	Total invalid results	151.0	No. of invalid results	1	0	0	0	0	1	0	0	0	0	0	0	0	1	0	8	0	0	0	0	2	1	0	0	0	0	10	15	2	14	48
	Sum of exceedances	0.0	No. of exceedances of ELV	0	0	0	0	0	0	0	0	0	0	0	0	0	0	0	0	0	0	0	0	0	0	0	0	0	0	0	0	0	0	
			Daily average ELV	10	10	10	10	10	10	10	10	10	10	10	10	10	10	10	10	10	10	10	10	10	10	10	10	10	10	10	10	10	10	10
	Monthly maximum	6.5	Daily average	6.52	3.45	3.13	2.86	3.06	3.09	3.23	4.89	3.18	3.17	3.13	3.68	3.4	3.59	3	2.74	2.85	2.8	2.86	2.75	3.14	3.01	3.46	3.28	2.93	2.95	3.05	3.21	2.88	0	0
	No. of invalid days	0.0	Value valid	Y	Y	Y	Y	Y	Y	Y	Y	Y	Y	Y	Y	Y	Y	Y	Y	Y	Y	Y	Y	Y	Y	Y	Y	Y	Y	Y	Y	Y	Y	
	Sum of exceedances	0.0	Value exceeds ELV (Y/N)	N	N	N	N	N	N	N	N	N	N	N	N	N	N	N	N	N	N	N	N	N	N	N	N	N	N	N	N	N	N	



Signed..... Date.....  
(authorised to sign as representative of the Operator)

Permit Reference no: AP3538SM  
Operator: SITA Limited  
Installation: Wrexham Clinical Waste Incinerator

Variation Reference Number: EPR/MP3239FQ/V002  
Form Number : Agency Form / A5/ Form Dated 20 October 2011

Reporting of Continuously Monitored Emissions to Air for Carbon Monoxide from Emission Point A1 for the month of August 2013

Daily and 10 minute  
Average Monitoring Data



	Monthly summary	Date	1	2	3	4	5	6	7	8	9	10	11	12	13	14	15	16	17	18	19	20	21	22	23	24	25	26	27	28	29	30	31	
		10 minute average ELV	150	150	150	150	150	150	150	150	150	150	150	150	150	150	150	150	150	150	150	150	150	150	150	150	150	150	150	150	150	150	150	
10 minute average	Monthly maximum	421.9	Maximum 10 minute average	0.86	35.8	0.66	-0	2.25	7.21	3.48	4.22	3.93	2.6	4.18	3.53	2.14	1.80	3.13	17.12	7.99	20.1	23.3	10.6	15.7	4.36	3.77	3.07	2.66	3.65	21.95	15.4	77.96	0	0
	Monthly mean	3.5	Mean 10 minute average	-0.4	0.12	-0.5	-0.8	-0.7	-0.6	0.78	8.17	1.38	1.34	1.25	1.08	1.04	2.69	3.83	66.75	1.57	1.87	2.22	1.73	1.7	1.87	1.63	1.36	1.12	1.29	2.2	1.76	2.34	0	0
	Monthly minimum	-1.3	Minimum 10 minute average	-1.2	-1.1	-1.1	-1.2	-1.3	-1.3	-1.2	0.89	0.68	0.8	0.68	0.52	0.38	0.65	0.74	0.56	0.96	0.76	0.66	0.65	0.85	0.96	0.63	0.66	0.5	0.66	0.23	0.38	0.76	0	0
	Total invalid results	428.0	No. of invalid results	3	0	0	0	0	2	0	0	0	0	0	0	0	4	0	12	0	0	0	0	2	0	0	0	0	36	38	1	42	144	144
	Sum of exceedances	15.0	No. of exceedances of ELV	0	0	0	0	0	0	0	1	0	0	0	0	1	1	6	0	0	0	0	0	0	0	0	0	6	0	0	0	0	0	
		Daily average ELV	50	50	50	50	50	50	50	50	50	50	50	50	50	50	50	50	50	50	50	50	50	50	50	50	50	50	50	50	50	50	50	
Daily average	Monthly maximum	8.2	Daily average	-0.4	0.12	-0.5	-0.8	-0.7	-0.6	0.78	8.17	1.38	1.34	1.25	1.08	1.04	2.69	3.83	5.63	1.57	0	2.22	1.73	1.7	1.87	1.63	1.36	1.12	1.29	2.2	1.76	2.34	0	0
	No. of invalid days	0.0	Value valid			Y	Y	Y	Y	Y		Y	Y	Y	Y	Y	Y		Y	Y	Y	Y	Y	Y	Y	Y	Y			Y				
	Sum of exceedances	0.0	Value exceeds ELV (Y/N)	N	N	N	N	N	N	N	N	N	N	N	N	N	N	N	N	N	N	N	N	N	N	N	N	N	N	N	N	N	N	



Signed..... Date.....  
(authorised to sign as representative of the Operator)

Permit Reference no: AP3538SM  
Operator: SITA Limited  
Installation: Wrexham Clinical Waste Incinerator

Variation Reference Number: EPR/MP3239FQ/V002  
Form Number : Agency Form / A6/ Form Dated 20 October 2011

### Reporting of Continuously Monitored Emissions to Air for Sulphur Dioxide from Emission Point A1 for the month of August 2013

#### Daily and Half Hourly Average Monitoring Data



	Monthly summary	Date	1	2	3	4	5	6	7	8	9	10	11	12	13	14	15	16	17	18	19	20	21	22	23	24	25	26	27	28	29	30	31	
		Half-hour average ELV	200	200	200	200	200	200	200	200	200	200	200	200	200	200	200	200	200	200	200	200	200	200	200	200	200	200	200	200	200	200	200	
Half-hourly average	Monthly maximum	218.2 Maximum half hour average	218	10.7	14	13.3	15.5	27.7	28	23.8	21.2	18.6	20	30.1	27.6	103	19.1	15.5	17.9	18.3	20.7	30.7	14.4	12.3	32.6	16.5	17.7	34.5	96.2	14.2	17.2	0	0	0
	Monthly mean	8.6 Mean half hour average	27.6	1.83	5.71	5.33	6.67	9.07	9.65	13.4	9.55	10.6	11.6	15.9	11.3	11.1	5.03	4.93	7.51	6.69	7.97	8.76	6.6	6.49	8.18	8.5	8.54	10.4	12.9	7.19	7.76	0	0	0
	Monthly minimum	-13.4 Minimum half hourly average	-1.2	-8.6	-3.5	0.27	-3.1	-1.3	-8.5	-5.3	4.82	3.64	4.56	5.48	2.25	-5.3	-3.3	-1.3	1.44	-1.2	1.63	0.11	-0.9	-2.4	-1.7	3.49	0.01	-3.8	-5.9	1.41	-5.1	0	0	0
	Total invalid results	141.0 No. of invalid results	1	0	0	0	0	0	1	0	0	0	0	0	0	0	1	0	8	0	0	0	0	2	1	0	0	0	15	2	14	48	48	48
	Sum of exceedances	11.0 No. of exceedances of ELV	1	0	0	0	0	0	0	0	0	0	0	0	0	0	0	0	0	0	0	0	0	0	0	0	0	10	0	0	0	0	0	
		Daily average ELV	50	50	50	50	50	50	50	50	50	50	50	50	50	50	50	50	50	50	50	50	50	50	50	50	50	50	50	50	50	50	50	50
Daily average	Monthly maximum	27.6 Daily average	27.6	1.83	5.71	5.33	6.67	9.07	9.65	13.4	9.55	10.6	11.6	15.9	11.3	11.1	5.03	4.93	7.51	6.69	7.97	8.76	6.6	6.49	8.18	8.5	8.54	10.4	12.9	7.19	7.76	0	0	0
	No. of invalid days	0.0 Value valid		Y	Y	Y	Y	Y	Y	Y	Y	Y	Y	Y	Y	Y	Y	Y	Y	Y	Y	Y	Y	Y	Y	Y	Y	Y	Y	Y	Y	Y	Y	
	Sum of exceedances	0.0 Value exceeds ELV (Y/N)	N	N	N	N	N	N	N	N	N	N	N	N	N	N	N	N	N	N	N	N	N	N	N	N	N	N	N	N	N	N	N	N



Signed..... Date.....  
(authorised to sign as representative of the Operator)

Permit Reference no: AP3538SM  
Operator: SITA Limited  
Installation: Wrexham Clinical Waste Incinerator

Variation Reference Number: EPR/MP3239FQ/V002  
Form Number : Agency Form / A7/ Form Dated 20 October 2011

Reporting of Continuously Monitored Emissions to Air for Oxides of Nitrogen from Emission Point A1 for the month of August 2013

Daily and Half Hourly  
Average Monitoring Data



	Monthly summary		Date	1	2	3	4	5	6	7	8	9	10	11	12	13	14	15	16	17	18	19	20	21	22	23	24	25	26	27	28	29	30	31
			Half-hour average ELV																															
Half-hourly average	Monthly maximum	204.0	Maximum half hour average	171	166.01	155	174	162	154	162	168	157	164	175	161	180	163	173	163	163	165	199	188	204	176	181	168	169	185	156	163	164	0	0
	Monthly mean	132.4	Mean half hour average	149	133.92	135	141	134	132	140	135	138	145	147	142	147	141	149	130	141	144	149	165	155	148	153	139	143	132	126	137	132	0	0
	Monthly minimum	0.0	Minimum half hourly average	129	111.98	120	118	116	112	110	74.1	125	134	106	122	129	102	123	80.2	113	112	105	118	117	127	132	112	128	65.6	82.6	121	84.1	0	0
	Total invalid results	151.0	No. of invalid results	1	0	0	0	0	0	1	0	0	0	0	0	0	0	1	0	8	0	0	0	2	1	0	0	0	0	10	15	2	14	48
	Sum of exceedances	0.0	No. of exceedances of ELV	0	0	0	0	0	0	0	0	0	0	0	0	0	0	0	0	0	0	0	0	0	0	0	0	0	0	0	0	0	0	0
Daily average			Daily average ELV	400	400	400	400	400	400	400	400	400	400	400	400	400	400	400	400	400	400	400	400	400	400	400	400	400	400	400	400	400	400	400
	Monthly maximum	164.5	Daily average	149	133.92	135	141	134	132	140	135	138	145	147	142	147	141	149	130	141	144	149	165	155	148	153	139	143	132	126	137	132	0	0
	No. of invalid days	0.0	Value valid			Y	Y	Y		Y		Y	Y	Y	Y	Y	Y	Y	Y	Y	Y	Y	Y	Y	Y	Y	Y			Y				
	Sum of exceedances	0.0	Value exceeds ELV (Y/N)	N	N	N	N	N	N	N	N	N	N	N	N	N	N	N	N	N	N	N	N	N	N	N	N	N	N	N	N	N	N	



Signed..... Date.....  
(authorised to sign as representative of the Operator)

Permit Reference no: AP3538SM  
Operator: SITA Limited  
Installation: Wrexham Clinical Waste Incinerator

Variation Reference Number: EPR/MP3239FQ/V002  
Form Number : Agency Form / A7/ Form Dated 20 October 2011

Reporting of Continuously Monitored Emissions to Air for Oxides of Nitrogen from Emission Point A1 for the month of August 2013

Daily and Half Hourly  
Average Monitoring Data



	Monthly summary	Date	1	2	3	4	5	6	7	8	9	10	11	12	13	14	15	16	17	18	19	20	21	22	23	24	25	26	27	28	29	30	31	
		Half-hour average ELV																																
Half-hourly average	Monthly maximum	204.0	Maximum half hour average	171	166.01	155	174	162	154	162	168	157	164	175	161	180	163	173	163	163	165	199	188	204	176	181	168	169	185	156	163	164	0	0
	Monthly mean	132.4	Mean half hour average	149	133.92	135	141	134	132	140	135	138	145	147	142	147	141	149	130	141	144	149	165	155	148	153	139	143	132	126	137	132	0	0
	Monthly minimum	0.0	Minimum half hourly average	129	111.98	120	118	116	112	110	74.1	125	134	106	122	129	102	123	80.2	113	112	105	118	117	127	132	112	128	65.6	82.6	121	84.1	0	0
	Total invalid results	151.0	No. of invalid results	1	0	0	0	0	0	1	0	0	0	0	0	0	1	0	8	0	0	0	0	2	1	0	0	0	10	15	2	14	48	48
	Sum of exceedances	0.0	No. of exceedances of ELV	0	0	0	0	0	0	0	0	0	0	0	0	0	0	0	0	0	0	0	0	0	0	0	0	0	0	0	0	0	0	
Daily average			Daily average ELV	400	400	400	400	400	400	400	400	400	400	400	400	400	400	400	400	400	400	400	400	400	400	400	400	400	400	400	400	400	400	
	Monthly maximum	164.5	Daily average	149	133.92	135	141	134	132	140	135	138	145	147	142	147	141	149	130	141	144	149	165	155	148	153	139	143	132	126	137	132	0	0
	No. of invalid days	0.0	Value valid			Y	Y	Y		Y		Y	Y	Y	Y	Y	Y		Y	Y	Y	Y	Y	Y	Y	Y	Y			Y				
	Sum of exceedances	0.0	Value exceeds ELV (Y/N)	N	N	N	N	N	N	N	N	N	N	N	N	N	N	N	N	N	N	N	N	N	N	N	N	N	N	N	N	N	N	

Signed..... Date.....  
(authorised to sign as representative of the Operator)