



Permit Reference no: AP3538SM
Operator: SITA Limited
Installation: Wrexham Clinical Waste Incinerator

Variation Reference Number: EPR/MP3239FQ/V002
Form Number : Agency Form / A2/ Form Dated 20 October 2011

Reporting of Continuously Monitored Emissions to Air for Particulates from Emission Point A1 for the month of October 2013

Daily and Half Hourly
Average Monitoring Data



	Monthly summary		Date	1	2	3	4	5	6	7	8	9	10	11	12	13	14	15	16	17	18	19	20	21	22	23	24	25	26	27	28	29	30	31
			Half-hour average ELV	30	30	30	30	30	30	30	30	30	30	30	30	30	30	30	30	30	30	30	30	30	30	30	30	30	30	30	30	30	30	
	Monthly maximum	17.0	Maximum half hour average	7.32	10.9	17	11.9	8.91	5.01	8.12	9.45	8.26	9.64	10.5	10.7	9.75	14.6	10.6	8.02	9	8.32	4.7	5.28	10.1	12.7	12.6	7.41	7.88	7.16	6.8	8.5	11.3	9.13	10.1
	Monthly mean	3.1	Mean half hour average	2.48	4.22	3.54	3.41	3.24	1.87	3.75	4.26	3.83	2.82	3.27	2.99	2.7	6.52	3.7	2.45	2.3	2.58	2.53	2.11	3.34	2.54	2.63	3.53	2.83	2.97	2.71	2.58	3.28	3.32	3.29
	Monthly minimum	0.8	Minimum half hour average	0.8	1.13	1.11	1.06	1.37	0.88	1.47	1.16	1.59	0.98	1.29	1.41	1.49	2.61	0.83	0.82	0.93	0.9	1.36	1.05	1.48	1.1	0.91	1.41	0.8	1.02	0.99	1.15	1.09	1.11	1.48
	Total invalid results	65.0	No. of invalid results	0	25	0	0	0	0	2	5	0	0	0	0	12	14	5	1	0	0	0	0	0	1	0	0	0	0	0	0	0	0	0
	Sum of exceedances	0.0	No. of exceedances of ELV	0	0	0	0	0	0	0	0	0	0	0	0	0	0	0	0	0	0	0	0	0	0	0	0	0	0	0	0	0	0	
			Daily average ELV	10	10	10	10	10	10	10	10	10	10	10	10	10	10	10	10	10	10	10	10	10	10	10	10	10	10	10	10	10	10	10
	Monthly maximum	6.5	Daily average	2.48	4.22	3.54	3.41	3.24	1.87	3.75	4.26	3.83	2.82	3.27	2.99	2.7	6.52	3.7	2.45	2.3	2.58	2.53	2.11	3.34	2.54	2.63	3.53	2.83	2.97	2.71	2.58	3.28	0	0
	No. of invalid days	0.0	Value valid	Y	Y	Y	Y	Y	Y	Y	Y	Y	Y	Y	Y	Y	Y	Y	Y	Y	Y	Y	Y	Y	Y	Y	Y	Y	Y	Y	Y	Y	Y	
	Sum of exceedances	0.0	Value exceeds ELV (Y/N)	N	N	N	N	N	N	N	N	N	N	N	N	N	N	N	N	N	N	N	N	N	N	N	N	N	N	N	N	N	N	N

Signed..... Date.....
(authorised to sign as representative of the Operator)

RETURN TO: N. WALSH

INITIALS DATE

CHECKED BY: N. WALSH

DATE: 3.12.13

OK FOR PUBLIC RELEASE

08 E0007

RECEIVED


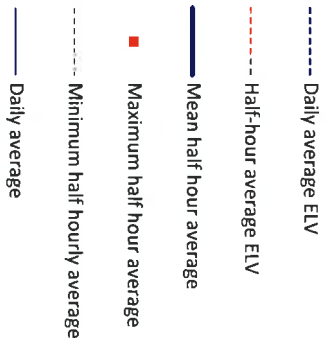
03 DEC 2013

Permit Reference no: AP3538SM
Operator: SITA Limited
Installation: Wrexham Clinical Waste Incinerator

Variation Reference Number: EPR/MP3239FQ/V002
Form Number : Agency Form / A3/ Form Dated 20 October 2011

Reporting of Continuously Monitored Emissions to Air for Hydrogen Chloride from Emission Point A1 for the month of October 2013

Daily and Half Hourly Average Monitoring Data



Half-hourly average	Monthly summary		Date	1	2	3	4	5	6	7	8	9	10	11	12	13	14	15	16	17	18	19	20	21	22	23	24	25	26	27	28	29	30	31	
		Half-hour average ELV		60	60	60	60	60	60	60	60	60	60	60	60	60	60	60	60	60	60	60	60	60	60	60	60	60	60	60	60	60	60	60	
	Monthly maximum	16.7	Maximum half hour average	3.56	5.25	13.4	16.7	4.6	4.2	4.97	5	5	4.56	4.2	4.99	6.33	3.91	4.29	7.71	11.1	5.74	5.99	6.68	12	6.09	6.42	3.97	4.7	4.01	6.18	3.81	3.92	4.29	4.48	
	Monthly mean	3.6	Mean half hour average	3.08	3.27	4.02	4.3	3.57	3.48	3.67	3.5	3.5	3.61	3.4	3.79	3.96	3.2	3.25	3.19	3.96	3.52	3.76	4.36	5.17	4.06	3.1	3.08	3.45	3.15	3.22	3.04	3.3	3.57	3.47	
	Monthly minimum	0.9	Minimum half hourly average	2.6	1.8	2.72	2.69	2.97	2.81	2.88	2.79	2.79	2.68	2.59	2.94	3.26	0.86	2.35	2.14	2.84	1.73	2.81	3.3	3.03	2.36	1.93	1.78	2.54	2.59	2.54	2.51	2.76	3.09	2.77	
	Total invalid results	55.0	No. of invalid results	0	25	0	0	0	0	2	0	0	0	0	0	12	14	4	1	0	0	0	0	0	1	0	0	0	0	0	0	0	0	0	
	Sum of exceedances	0.0	No. of exceedances of ELV	0	0	0	0	0	0	0	0	0	0	0	0	0	0	0	0	0	0	0	0	0	0	0	0	0	0	0	0	0	0	0	
			Daily average ELV		10	10	10	10	10	10	10	10	10	10	10	10	10	10	10	10	10	10	10	10	10	10	10	10	10	10	10	10	10	10	10
	Daily average		5.2 Daily average -	3.08	3.27	4.02	4.3	3.57	3.48	3.67	3.5	3.5	3.61	3.4	3.79	3.96		3.25	3.19	3.96	3.52	3.76	4.36	5.17	4.06	3.1	3.08	3.45	3.15	3.22	3.04	3.3	0	0	
		No. of invalid days	0.0 Value valid	Y		Y	Y	Y	Y	Y	Y	Y	Y	Y	Y	Y		Y	Y	Y	Y	Y	Y	Y	Y	Y	Y	Y	Y	Y	Y	Y	Y	Y	
	Sum of exceedances	0.0 Value exceeds ELV (Y/N)	N	N	N	N	N	N	N	N	N	N	N	N	N	N	N	N	N	N	N	N	N	N	N	N	N	N	N	N	N	N	N	N	

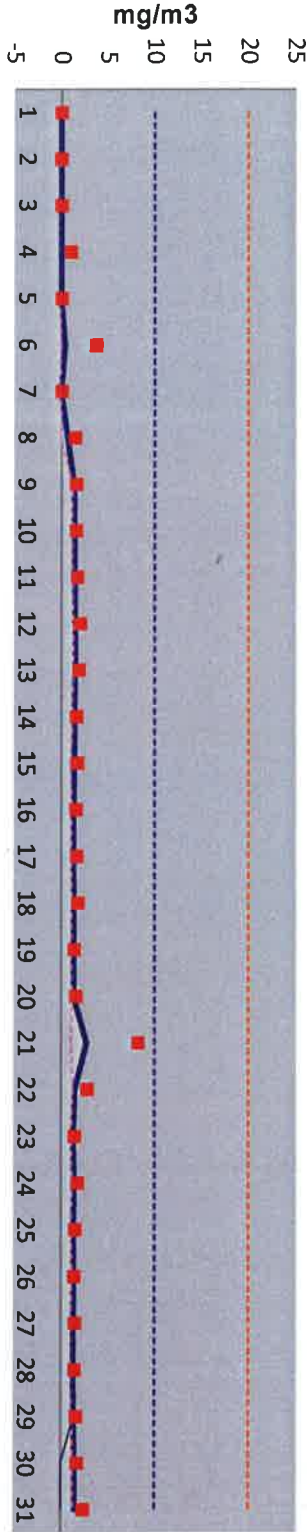
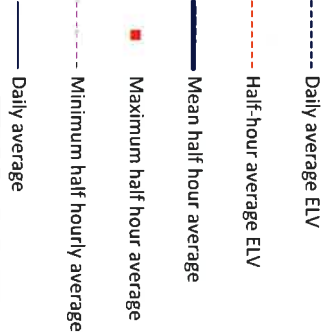
Signed..... Date.....
(authorised to sign as representative of the Operator)

Permit Reference no: AP3538SM
Operator: SITA Limited
Installation: Wrexham Clinical Waste Incinerator

Variation Reference Number: EPR/MP3239FQ/V002
Form Number : Agency Form / A4/ Form Dated 20 October 2011

Reporting of Continuously Monitored Emissions to Air for VOC from Emission Point A1 for the month of October 2013

Daily and Half Hourly
Average Monitoring Data



	Monthly summary	Date	1	2	3	4	5	6	7	8	9	10	11	12	13	14	15	16	17	18	19	20	21	22	23	24	25	26	27	28	29	30	31
		Half-hour average ELV	20	20	20	20	20	20	20	20	20	20	20	20	20	20	20	20	20	20	20	20	20	20	20	20	20	20	20	20	20	20	20
Half-hourly average	Monthly maximum	8.2 Maximum half hour average	-0	-0	0.01	1	0.03	3.72	0.03	1.46	1.58	1.57	1.71	2.01	1.88	1.63	1.73	1.59	1.65	1.8	1.4	1.58	8.24	2.8	1.45	1.77	1.52	1.43	1.49	1.47	1.62	1.72	2.39
	Monthly mean	1.1 Mean half hour average	-0	-0	-0	-0	-0	0.36	-0	0.66	1.37	1.4	1.43	1.46	1.47	1.41	1.39	1.32	1.31	1.37	1.34	1.32	2.72	1.47	1.3	1.4	1.33	1.34	1.32	1.31	1.36	1.45	1.44
	Monthly minimum	-0.1 Minimum half hourly average	-0.1	-0.1	-0.1	-0.1	-0.1	-0.1	-0.1	-0.1	1.17	1.27	1.32	1.3	1.35	1.25	0.96	1.2	1.13	1.21	1.28	1.21	1.09	1.28	1.15	1.27	1.18	1.21	1.23	1.23	1.22	1.24	1.28
	Total invalid results	65.0 No. of invalid results	0	25	0	0	0	0	2	5	0	0	0	0	0	12	14	5	1	0	0	0	0	1	0	0	0	0	0	0	0	0	0
	Sum of exceedances	0.0 No. of exceedances of ELV	0	0	0	0	0	0	0	0	0	0	0	0	0	0	0	0	0	0	0	0	0	0	0	0	0	0	0	0	0	0	0
Daily average		Daily average ELV	10	10	10	10	10	10	10	10	10	10	10	10	10	10	10	10	10	10	10	10	10	10	10	10	10	10	10	10	10	10	10
	Monthly maximum	2.7 Daily average	-0	-0	-0	-0	-0	0.36	-0	0.66	1.37	1.4	1.43	1.46	1.47	1.41	1.39	1.32	1.31	1.37	1.34	1.32	2.72	1.47	1.3	1.4	1.33	1.34	1.32	1.31	1.36	1.45	1.44
	No. of invalid days	0.0 Value valid	Y	Y	Y	Y	Y	Y	Y	Y	Y	Y	Y	Y	Y	Y	Y	Y	Y	Y	Y	Y	Y	Y	Y	Y	Y	Y	Y	Y	Y	Y	
	Sum of exceedances	0.0 Value exceeds ELV (Y/N)	N	N	N	N	N	N	N	N	N	N	N	N	N	N	N	N	N	N	N	N	N	N	N	N	N	N	N	N	N	N	N



Signed..... Date.....
(authorised to sign as representative of the Operator)

Permit Reference no: AP3538SM
Operator: SITA Limited
Installation: Wrexham Clinical Waste Incinerator

Variation Reference Number: EPR/MP3239FC/V002
Form Number : Agency Form / A5/ Form Dated 20 October 2011

Reporting of Continuously Monitored Emissions to Air for Carbon Monoxide from Emission Point A1 for the month of October 2013

Daily and 10 minute Average Monitoring Data



10 minute average	Monthly summary	Date	1	2	3	4	5	6	7	8	9	10	11	12	13	14	15	16	17	18	19	20	21	22	23	24	25	26	27	28	29	30	31		
		10 minute average ELV	150	150	150	150	150	150	150	150	150	150	150	150	150	150	150	150	150	150	150	150	150	150	150	150	150	150	150	150	150	150			
	Monthly maximum	716.2	Maximum 10 minute average	1.61	3.91	2.1	716	4.09	2.02	1.74	5.97	1.4	3.53	3.11	394	13.8	1.41	9.52	4.96	3.23	21.3	2.62	2.62	4.02	475.34	58.9	3.57	3.44	7.95	103.82	2.31	9.4	64.24	73.6	
	Monthly mean	1.8	Mean 10 minute average	0.74	0.97	0.79	12.1	1.05	0.86	1.07	1.03	0.52	0.93	1.12	4.84	1.17	0.98	1.15	1	1.01	1.12	0.87	0.89	1.16	9.02	1.17	0.97	1.09	1.13	1.7	0.99	0.82	1.75	2.17	
	Monthly minimum	-0.4	Minimum 10 minute average	0.15	0.57	0.4	0.3	0.46	0.29	0.51	0.44	-0.4	0.26	0.46	0.6	0.57	0.64	0.41	0.46	0.28	0.4	0.42	0.45	0.38	0.51	-0	0.39	0.48	0.66	0.63	0.4	0.29	0.57	0.48	
	Total invalid results	144.0	No. of invalid results	0	75	0	0	0	0	3	7	0	0	0	1	36	14	4	2	0	0	0	0	0	3	0	0	0	0	0	0	0	0	0	
	Sum of exceedances	8.0	No. of exceedances of ELV	0	0	0	4	0	0	0	0	0	0	0	1	0	0	0	0	0	0	0	0	3	0	0	0	0	0	0	0	0	0		
		Daily average ELV	50	50	50	50	50	50	50	50	50	50	50	50	50	50	50	50	50	50	50	50	50	50	50	50	50	50	50	50	50	50	50		
		Monthly maximum	12.1	Daily average	0.74	0.97	0.79	12.1	1.05	0.86	1.07	1.03	0.52	0.93	1.12	4.84	1.17	0.98	1.15	0	1.01	0	0.87	0.89	1.16	9.02	1.17	0.97	1.09	1.13	1.7	0.99	0.82	0	0
	Daily average	No. of invalid days	0.0	Value valid	Y	Y	Y	Y	Y	Y	Y	Y	Y	Y	Y		Y	Y	Y	Y	Y	Y	Y	Y	Y	Y	Y	Y	Y	Y	Y	Y	Y	Y	
	Sum of exceedances	0.0	Value exceeds ELV (Y/N)	N	N	N	N	N	N	N	N	N	N	N	N	N	N	N	N	N	N	N	N	N	N	N	N	N	N	N	N	N	N		



Signed Date
(authorised to sign as representative of the Operator)

Permit Reference no: AP3538SM
Operator: SITA Limited
Installation: Wrexham Clinical Waste Incinerator

Variation Reference Number: EPR/MP3239FQ/V002
Form Number : Agency Form / A6/ Form Dated 20 October 2011

Reporting of Continuously Monitored Emissions to Air for Sulphur Dioxide from Emission Point A1 for the month of October 2013

Daily and Half Hourly Average Monitoring Data



Half-hourly average	Monthly summary	Date	1	2	3	4	5	6	7	8	9	10	11	12	13	14	15	16	17	18	19	20	21	22	23	24	25	26	27	28	29	30	31	
		Half-hour average ELV	200	200	200	200	200	200	200	200	200	200	200	200	200	200	200	200	200	200	200	200	200	200	200	200	200	200	200	200	200	200	200	
	Monthly maximum	125.2	Maximum half hour average	8.21	23.3	98.9	83.8	11.6	9.32	12.5	14.9	22.5	21.6	12.7	16.7	29.4	16.1	21.3	50.2	109	42	29.3	40.2	71.1	31.4	66.3	14.8	33.1	23.7	125	17.2	16.6	28.1	32.6
	Monthly mean	9.6	Mean half hour average	4.07	4.98	10.4	4.77	4.39	3.92	6.38	5.06	6.58	10.6	6.24	8.21	9.27	7.22	10.6	10.7	14	10.3	11.9	17.6	18.1	12.1	11.4	8.35	11.1	8.27	14	10.7	11	13	12.7
	Monthly minimum	-32.9	Minimum half hourly average	0.13	-1.6	1.08	-33	-1.2	-1.8	2.01	1.2	1.34	4.02	2.26	-0.7	4.24	-2.7	-1.3	2.77	-0.4	0.9	4.22	8.04	3.14	3.62	3.69	-0	0.68	3.64	6.06	2.73	5.87	1.17	4.69
	Total invalid results	64.0	No. of invalid results	0	25	0	0	0	0	2	5	0	0	0	12	14	4	1	0	0	0	0	0	0	0	0	0	0	0	0	0	0	0	
	Sum of exceedances	0.0	No. of exceedances of ELV	0	0	0	0	0	0	0	0	0	0	0	0	0	0	0	0	0	0	0	0	0	0	0	0	0	0	0	0	0	0	
			Daily average ELV	50	50	50	50	50	50	50	50	50	50	50	50	50	50	50	50	50	50	50	50	50	50	50	50	50	50	50	50	50	50	
	Monthly maximum	18.1	Daily average	4.07	4.98	10.4	4.77	4.39	3.92	6.38	5.06	6.58	10.6	6.24	8.21	9.27	7.22	10.6	10.7	14	10.3	11.9	17.6	18.1	12.1	11.4	8.35	11.1	8.27	14	10.7	11	0	0
	Daily average	No. of invalid days	0.0	Value valid	Y	Y	Y	Y	Y	Y	Y	Y	Y	Y	Y	Y	Y	Y	Y	Y	Y	Y	Y	Y	Y	Y	Y	Y	Y	Y	Y	Y	Y	
	Sum of exceedances	0.0	Value exceeds ELV (Y/N)	N	N	N	N	N	N	N	N	N	N	N	N	N	N	N	N	N	N	N	N	N	N	N	N	N	N	N	N	N	N	



Signed..... Date.....
(authorised to sign as representative of the Operator)

Permit Reference no: AP3538SM
Operator: SITA Limited
Installation: Wrexham Clinical Waste Incinerator

Variation Reference Number: EPR/MP3239FQA/V002
Form Number : Agency Form / A7/ Form Dated 20 October 2011

Reporting of Continuously Monitored Emissions to Air for Oxides of Nitrogen from Emission Point A1 for the month of October 2013

Daily and Half Hourly Average Monitoring Data



	Monthly summary	Date	1	2	3	4	5	6	7	8	9	10	11	12	13	14	15	16	17	18	19	20	21	22	23	24	25	26	27	28	29	30	31	
		Half-hour average ELV																																
Half-hourly average	Monthly maximum	383.7	Maximum half hour average	163	176.98	188	184	211	172	384	178	181	188	160	181	176	202	168	181	181	192	171	219	191	199	194	222	254	235	155	164	187	227	183
	Monthly mean	150.4	Mean half hour average	149	150.33	157	138	148	147	183	153	155	160	136	142	142	160	138	149	149	156	128	150	155	148	158	146	190	152	131	134	145	165	151
	Monthly minimum	63.9	Minimum half hourly average	122	83.59	125	72.8	94	129	139	125	124	132	106	72	79.8	118	108	99.2	99.2	73.5	100	117	84	78.9	133	117	131	119	109	121	110	118	63.9
	Total invalid results	59.0	No. of invalid results	0	25	0	0	0	0	2	5	0	0	0	0	12	14	1	0	0	0	0	0	0	0	0	0	0	0	0	0	0	0	0
	Sum of exceedances	0.0	No. of exceedances of ELV	0	0	0	0	0	0	0	0	0	0	0	0	0	0	0	0	0	0	0	0	0	0	0	0	0	0	0	0	0	0	0
Daily average		Daily average ELV	400	400	400	400	400	400	400	400	400	400	400	400	400	400	400	400	400	400	400	400	400	400	400	400	400	400	400	400	400	400	400	400
	Monthly maximum	189.9	Daily average	149	150.33	157	138	148	147	183	153	155	160	136	142	142	160	138	149	149	156	128	150	155	148	158	146	190	152	131	134	145	0	0
	No. of invalid days	0.0	Value valid	Y		Y	Y	Y	Y	Y	Y	Y	Y	Y	Y			Y	Y	Y	Y	Y	Y	Y	Y	Y	Y	Y	Y	Y	Y	Y	Y	
	Sum of exceedances	0.0	Value exceeds ELV (Y/N)	N	N	N	N	N	N	N	N	N	N	N	N	N	N	N	N	N	N	N	N	N	N	N	N	N	N	N	N	N	N	N

Signed..... Date.....
(authorised to sign as representative of the Operator)

Permit Reference Number: AP3538SM
Operator: SITA UK
Installation: Wrexham Clinical Waste Incinerator

Variation Reference Number: EPRMWP3836ZF
Form Number: Agency Form / Ash1 / WP3836ZF
03 September 2013

Reporting of Ash Composition for the period from July 2013 to September 2013

Ash Composition		% Carbon (TOC) % _w	
Bottom Ash	July 2013	1.9	
Bottom Ash	Aug 2013	1.8	
Bottom Ash	Sept 2013	1.8	

Ash Composition (Metals, Dioxins, etc.)																	
	Sb mg/k g	Cd mg/kg	Tl mg/kg	Hg mg/kg	Pb mg/k g	Cr mg/k g	Cu mg/k g	Mn mg/k g	Ni mg/k g	As mg/kg	Co mg/k g	V mg/kg	Zn mg/kg	DIOXIN I-TEQ ng/kg	DIOXIN		
															WHO-TEQ ng/kg		
															Note 1	Note 2	Note 3
Bottom Ash	108	12	<1	<1	1435	715	1962	662	226	18	23	52	1609	1.5	1.6	3.7	1.8
APC Residues	201	94	<1	177	2325	123	1826	185	108	<1	51	148	2354	1956	1924	2252	1968

Note 1 Humans/ mammals
Note 2 Birds
Note 3 Fish

Signed Alan Gartside.....
(authorised to sign as representative of SITA UK)

Date..... 03/08/2013.....

CONTROLLING RETURNS N. WAL-S

CHANGED by AUTHORISATION

TRACONS

DATA FOR PUBLIC RELEASE

WATER, WASTE, WIND, WIRE, WOOD

INITIALS DATE

LC 7.2.14

JB 31.10.13

LC 22.14

JB EDAm

RECEIVED

29 OCT 2013