



Permit Reference no: AP3538SM
Operator: SITA Limited
Installation: Wrexham Clinical Waste Incinerator

Variation Reference Number: EPR/MP3239FQ/V002
Form Number : Agency Form / A2/ Form Dated 20 October 2011

Reporting of Continuously Monitored Emissions to Air for Particulates from Emission Point A1 for the month of December 2013

Daily and Half Hourly Average Monitoring Data



	Monthly summary	Date	1	2	3	4	5	6	7	8	9	10	11	12	13	14	15	16	17	18	19	20	21	22	23	24	25	26	27	28	29	30	31
	Half-hour average ELV		30	30	30	30	30	30	30	30	30	30	30	30	30	30	30	30	30	30	30	30	30	30	30	30	30	30	30	30	30	30	30
	Monthly maximum	9.5	0.71	0.84	0.74	1.35	0.67	1.14	1.58	1.5	1.2	1.08	9.53	1.78	1.17	1.07	1.16	1.63	1.54	1.19	1.82	1.33	1.33	0.99	0.96	0.7	0.4	0.48	1.26	0.89	1.08	1.15	0.82
	Monthly mean	0.5	0.43	0.5	0.47	0.54	0.59	0.6	0.55	0.65	0.64	0.5	0.88	0.63	0.52	0.44	0.54	0.5	0.6	0.64	0.59	0.45	0.58	0.6	0.56	0.41	0.4	0.38	0.5	0.56	0.53	0.45	0.5
	Monthly minimum	0.2	0.26	0.27	0.23	0.36	0.39	0.39	0.24	0.36	0.36	0.35	0.32	0.37	0.36	0.34	0.33	0.31	0.38	0.35	0.32	0.31	0.37	0.34	0.35	0.28	0.39	0.27	0.2	0.28	0.31	0.18	0.33
	Total invalid results	80.0	0	0	0	0	2	0	0	0	0	0	0	1	0	0	0	0	0	0	1	0	0	0	0	0	44	20	12	0	0	0	0
	Sum of exceedances	0.0	0	0	0	0	0	0	0	0	0	0	0	0	0	0	0	0	0	0	0	0	0	0	0	0	0	0	0	0	0	0	0
	No. of exceedances of ELV		10	10	10	10	10	10	10	10	10	10	10	10	10	10	10	10	10	10	10	10	10	10	10	10	10	10	10	10	10	10	10
	Daily average ELV		0.43	0.5	0.47	0.54	0.59	0.6	0.55	0.65	0.64	0.5	0.88	0.63	0.52	0.44	0.54	0.5	0.6	0.64	0.59	0.45	0.58	0.6	0.56	0.41	0.4	0.38	0.5	0.56	0.53	0.45	0.5
	Monthly maximum	0.9	Y	Y	Y	Y	Y	Y	Y	Y	Y	Y	Y	Y	Y	Y	Y	Y	Y	Y	Y	Y	Y	Y	Y	Y	Y	Y	Y	Y	Y	Y	Y
	No. of invalid days	0.0	Y	Y	Y	Y	Y	Y	Y	Y	Y	Y	Y	Y	Y	Y	Y	Y	Y	Y	Y	Y	Y	Y	Y	Y	Y	Y	Y	Y	Y	Y	Y
	Value valid		Y	Y	Y	Y	Y	Y	Y	Y	Y	Y	Y	Y	Y	Y	Y	Y	Y	Y	Y	Y	Y	Y	Y	Y	Y	Y	Y	Y	Y	Y	Y
	Sum of exceedances	0.0	N	N	N	N	N	N	N	N	N	N	N	N	N	N	N	N	N	N	N	N	N	N	N	N	N	N	N	N	N	N	N
	Value exceeds ELV (Y/N)		N	N	N	N	N	N	N	N	N	N	N	N	N	N	N	N	N	N	N	N	N	N	N	N	N	N	N	N	N	N	N



Signed..... Date.....
(authorised to sign as representative of the Operator)

Permit Reference no: AP3538SM
Operator: SITA Limited
Installation: Wrexham Clinical Waste Incinerator

Variation Reference Number: EPR/MP3239FQ/V002
Form Number : Agency Form / A4/ Form Dated 20 October 2011

Reporting of Continuously Monitored Emissions to Air for VOC from Emission Point A1 for the month of December 2013

Daily and Half Hourly Average Monitoring Data



	Monthly summary		Date	1	2	3	4	5	6	7	8	9	10	11	12	13	14	15	16	17	18	19	20	21	22	23	24	25	26	27	28	29	30	31	
			Half-hour average ELV	20	20	20	20	20	20	20	20	20	20	20	20	20	20	20	20	20	20	20	20	20	20	20	20	20	20	20	20	20	20	20	
Half-hourly average	Monthly maximum	1.9	Maximum half hour average	1.41	1.24	1.32	1.6	1.73	1.43	1.3	1.27	1.46	1.23	1.27	1.47	1.94	1.29	1.53	1.66	1.27	1.15	1.24	1.24	1.2	1.15	1.16	1.2	1.02	1.22	1.24	1.41	1.42	1.44	1.17	
	Monthly mean	1.1	Mean half hour average	1.17	1.15	1.11	1.16	1.23	1.17	1.05	1.08	1.1	1.1	1.1	1.04	1.07	1.07	1.05	1.12	1.09	1.05	1.1	1.06	1.03	1.04	0.97	1	1.01	0.94	0.99	1.11	1.17	1.11	1.14	
	Monthly minimum	0.8	Minimum half hourly average	1.12	1.08	1.06	1.08	1	1.04	1.15	1.02	1	1	0.91	0.91	0.91	1	0.87	0.99	0.9	0.93	1.01	0.95	0.97	0.9	0.86	0.84	0.99	0.75	0.84	0.95	1.01	0.96	0.84	
	Total invalid results	84.0	No. of invalid results	0	0	0	0	2	0	0	0	0	0	0	0	1	0	0	0	0	0	5	0	0	0	0	0	44	20	12	0	0	0	0	
	Sum of exceedances	0.0	No. of exceedances of ELV	0	0	0	0	0	0	0	0	0	0	0	0	0	0	0	0	0	0	0	0	0	0	0	0	0	0	0	0	0	0	0	
			Daily average ELV	10	10	10	10	10	10	10	10	10	10	10	10	10	10	10	10	10	10	10	10	10	10	10	10	10	10	10	10	10	10	10	10
Daily average	Monthly maximum	1.2	Daily average	1.17	1.15	1.11	1.16	1.23	1.17	1.05	1.08	1.1	1.1	1.1	1.04	1.07	1.07	1.05	1.12	1.09	1.05	1.1	1.06	1.03	1.04	0.97	1	1.01	0.94	0.99	1.11	1.17	1.11	1.01	
	No. of invalid days	0.0	Value valid	Y	Y	Y	Y	Y	Y	Y	Y	Y	Y	Y	Y	Y	Y	Y	Y	Y	Y	Y	Y	Y	Y	Y	Y	Y	Y	Y	Y	Y	Y	Y	
	Sum of exceedances	0.0	Value exceeds ELV (Y/N)	N	N	N	N	N	N	N	N	N	N	N	N	N	N	N	N	N	N	N	N	N	N	N	N	N	N	N	N	N	N	N	N



Signed..... Date.....
(authorised to sign as representative of the Operator)

Permit Reference no: AP3538SM
Operator: SITA Limited
Installation: Wrexham Clinical Waste Incinerator

Variation Reference Number: EPR/MP3239FQ/V002
Form Number : Agency Form / A3/ Form Dated 20 October 2011

Reporting of Continuously Monitored Emissions to Air for Hydrogen Chloride from Emission Point A1 for the month of December 20

Daily and Half Hourly Average Monitoring Data



	Monthly summary	Date	1	2	3	4	5	6	7	8	9	10	11	12	13	14	15	16	17	18	19	20	21	22	23	24	25	26	27	28	29	30	31
		Half-hour average ELV	60	60	60	60	60	60	60	60	60	60	60	60	60	60	60	60	60	60	60	60	60	60	60	60	60	60	60	60	60	60	60
Half-hourly average	Monthly maximum	41.2 Maximum half hour average	9.59	5.64	5.93	6.9	8	6.72	8.95	6.2	10.8	14.1	17.8	28.5	41.2	5.36	7.73	10.8	11.2	9.84	7.66	11.2	7.74	9.54	5.99	17.3	8.08	22.2	9.2	8.29	24.3	7.18	7.56
	Monthly mean	5.1 Mean half hour average	5.31	4.22	4.21	4.62	4.89	4.5	4.56	4.49	5.28	5.92	7.24	6.65	6.18	3.98	4.47	4.85	5.35	4.28	4.61	4.59	4.18	4.19	4.22	5.36	7.79	7.65	4.61	5.04	6.72	4.24	4.18
	Monthly minimum	2.5 Minimum half hourly average	4.17	3.74	3.19	3.2	3.7	3.29	2.82	3.5	3.31	3.74	2.7	2.48	3.16	3.26	2.83	3.19	3.64	3.28	3.01	3.1	3.36	3.3	3.35	3.15	7.49	3.23	2.56	4.03	3.46	2.69	3.17
	Total invalid results	80.0 No. of invalid results	0	0	0	0	2	0	0	0	0	0	0	0	1	0	0	0	0	0	1	0	0	0	0	0	44	20	12	0	0	0	0
	Sum of exceedances	0.0 No. of exceedances of ELV	0	0	0	0	0	0	0	0	0	0	0	0	0	0	0	0	0	0	0	0	0	0	0	0	0	0	0	0	0	0	0
Daily average		Daily average ELV	10	10	10	10	10	10	10	10	10	10	10	10	10	10	10	10	10	10	10	10	10	10	10	10	10	10	10	10	10	10	10
	Monthly maximum	7.8 Daily average	5.31	4.22	4.21	4.62	4.89	4.5	4.56	4.49	5.28	5.92	7.24	6.65	6.18	3.98	4.47	4.85	5.35	4.28	4.61	4.59	4.18	4.19	4.22	5.36	7.79	7.65	4.61	5.04	6.72	4.24	4.18
	No. of invalid days	0.0 Value valid	Y	Y	Y	Y	Y	Y	Y	Y	Y	Y	Y	Y	Y	Y	Y	Y	Y	Y	Y	Y	Y	Y	Y	Y			Y	Y	Y	Y	Y
	Sum of exceedances	0.0 Value exceeds ELV (Y/N)	N	N	N	N	N	N	N	N	N	N	N	N	N	N	N	N	N	N	N	N	N	N	N	N	N	N	N	N	N	N	N

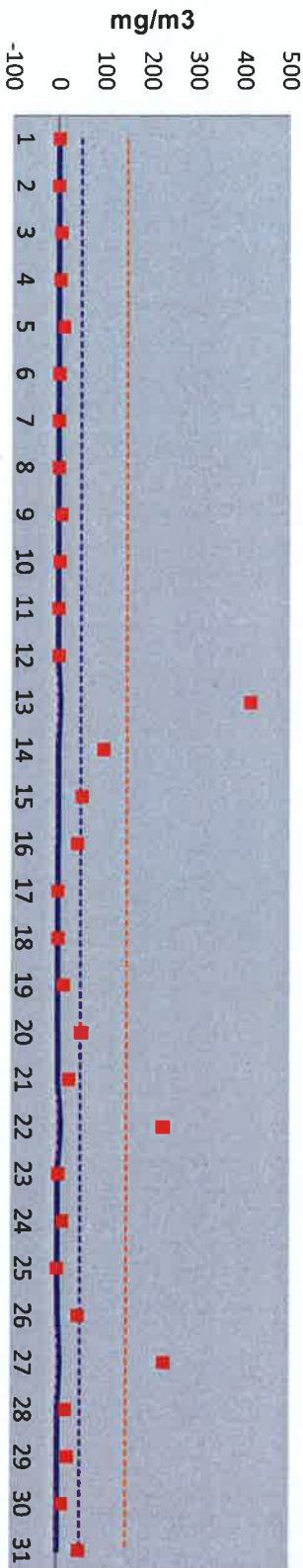

Signed Date
(authorised to sign as representative of the Operator)

Permit Reference no: AP3538SM
Operator: SITA Limited
Installation: Wrexham Clinical Waste Incinerator

Variation Reference Number: EPR/MP3239FQ/V002
Form Number : Agency Form / A5/ Form Dated 20 October 2011

Reporting of Continuously Monitored Emissions to Air for Carbon Monoxide from Emission Point A1 for the month of December 2013

Daily and 10 minute Average Monitoring Data



Monthly summary	Date	1	2	3	4	5	6	7	8	9	10	11	12	13	14	15	16	17	18	19	20	21	22	23	24	25	26	27	28	29	30	30	
	10 minute average ELV	150	150	150	150	150	150	150	150	150	150	150	150	150	150	150	150	150	150	150	150	150	150	150	150	150	150	150	150	150	150	150	
Monthly maximum	415.8 Maximum 10 minute average	1.61	1.09	6.43	4.17	12.1	2.85	1.69	1.51	7.76	3.92	1.46	2.39	416	99.8	53.2	43.47	1.28	1.39	13.3	52.3	25.6	228.12	2.78	11.6	0.64	45.7	230	18.5	23.44	11.51	49.2	
Monthly mean	1.4 Mean 10 minute average	0.72	0.57	0.74	0.84	1	0.68	0.72	0.7	0.88	0.61	0.53	0.46	5.65	1.49	1.33	1.34	0.52	0.61	0.8	1.35	1.15	7.57	0.6	0.76	0.57	1.75	5.93	1.16	1.35	0.94	1.03	
Monthly minimum	-0.4 Minimum 10 minute average	0.41	0.27	-0	0.4	0.5	0.08	0.29	0.37	0.33	0.1	-0.2	-0.1	0.05	0.33	0.18	0.21	-0.4	0.24	0.22	0.3	0.3	0.2	0.29	0.02	0.49	0.35	0.05	0.22	0.32	0.2	-0.1	
Total invalid results	245.0 No. of invalid results	0	0	0	0	3	0	0	0	0	0	0	3	0	0	0	0	0	0	2	0	0	0	0	0	138	60	39	0	0	0	0	
Sum of exceedances	5.0 No. of exceedances of ELV	0	0	0	0	0	0	0	0	0	0	0	1	0	0	0	0	0	0	0	0	0	2	0	0	0	2	0	0	0	0	0	
	Daily average ELV	50	50	50	50	50	50	50	50	50	50	50	50	50	50	50	50	50	50	50	50	50	50	50	50	50	50	50	50	50	50	50	
Daily average	Monthly maximum	7.6	Daily average	0.72	0.57	0.74	0.84	1	0.68	0.72	0.7	0.88	0.61	0.53	0.46	5.65	1.49	1.33	1.34	0.52	0	0.8	1.35	1.15	7.57	0.6	0.76	0.57	1.75	5.93	1.16	1.35	0.94
	No. of invalid days	0.0	Value valid	Y	Y	Y	Y	Y	Y	Y	Y	Y	Y	Y	Y	Y	Y	Y	Y	Y	Y	Y	Y	Y	Y				Y	Y	Y	Y	Y
	Sum of exceedances	0.0	Value exceeds ELV (Y/N)	N	N	N	N	N	N	N	N	N	N	N	N	N	N	N	N	N	N	N	N	N	N	N	N	N	N	N	N	N	N



Signed..... Date.....
(authorised to sign as representative of the Operator)

Permit Reference no: AP3538SM
Operator: SITA Limited
Installation: Wrexham Clinical Waste Incinerator

Variation Reference Number: EPR/MP3239FQ/V002
Form Number : Agency Form / A6/ Form Dated 20 October 2011

Reporting of Continuously Monitored Emissions to Air for Sulphur Dioxide from Emission Point A1 for the month of December 201

Daily and Half Hourly
Average Monitoring Data



	Monthly summary		Date	1	2	3	4	5	6	7	8	9	10	11	12	13	14	15	16	17	18	19	20	21	22	23	24	25	26	27	28	29	30	30
			Half-hour average ELV	200	200	200	200	200	200	200	200	200	200	200	200	200	200	200	200	200	200	200	200	200	200	200	200	200	200	200	200	200	200	200
	Monthly maximum	225.0	Maximum half hour average	56.1	38.4	45.2	52.7	72.6	45.9	84.9	39.5	91.4	106	153	131	174	57.2	77.3	99.2	83.1	53.5	62.2	154	34.7	60.3	25.1	225	32	138	53	24.5	134	30.1	33.4
	Monthly mean	19.0	Mean half hour average	20.9	18.5	19.1	20.1	24.8	21	21	18.4	21.6	22.6	36.7	31.7	20.2	13.9	19.3	20.4	19.5	10.9	24.2	21	12	14.5	12.6	25.2	30.4	26.8	7.08	5.69	17.2	6.58	5.56
	Monthly minimum	-3.2	Minimum half hourly average	9.38	12.5	7	7.28	9.12	10.9	5.51	8.17	3.96	2.19	3.35	4.37	2.48	4.21	3.06	5.23	5.46	0.49	11.4	4.07	5.12	6.34	4.38	6.16	28.7	-3.2	-0.9	1.26	0.66	2.41	0.9
	Total invalid results	80.0	No. of invalid results	0	0	0	0	2	0	0	0	0	0	0	1	0	0	0	0	0	0	1	0	0	0	0	0	44	20	12	0	0	0	0
	Sum of exceedances	1.0	No. of exceedances of ELV	0	0	0	0	0	0	0	0	0	0	0	0	0	0	0	0	0	0	0	0	0	0	1	0	0	0	0	0	0	0	
			Daily average ELV	50	50	50	50	50	50	50	50	50	50	50	50	50	50	50	50	50	50	50	50	50	50	50	50	50	50	50	50	50	50	50
	Monthly maximum	36.7	Daily average	20.9	18.5	19.1	20.1	24.8	21	21	18.4	21.6	22.6	36.7	31.7	20.2	13.9	19.3	20.4	19.5	10.9	24.2	21	12	14.5	12.6	25.2	30.4	26.8	7.08	5.69	17.2	6.58	5.56
	No. of invalid days	0.0	Value valid	Y	Y	Y	Y	Y	Y	Y	Y	Y	Y	Y	Y	Y	Y	Y	Y	Y	Y	Y	Y	Y	Y	Y	Y			Y	Y	Y	Y	
	Sum of exceedances	0.0	Value exceeds ELV (Y/N)	N	N	N	N	N	N	N	N	N	N	N	N	N	N	N	N	N	N	N	N	N	N	N	N	N	N	N	N	N	N	N

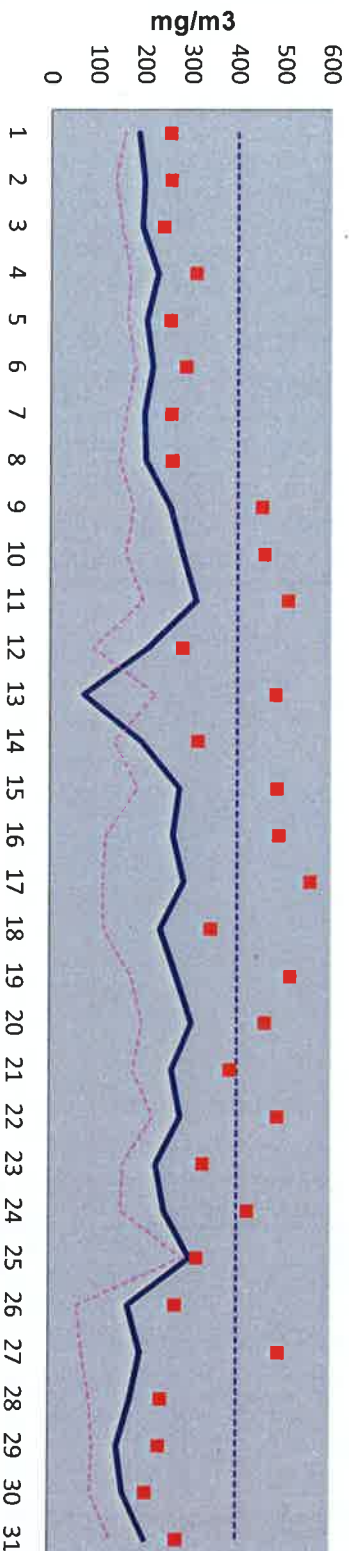
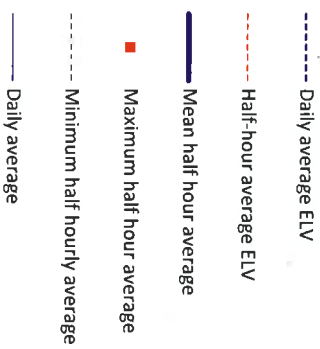
Signed..... Date.....
(authorised to sign as representative of the Operator)

Permit Reference no: AP3538SM
Operator: SITA Limited
Installation: Wrexham Clinical Waste Incinerator

Variation Reference Number: EPR/MP3239FQ/V002
Form Number : Agency Form / A7/ Form Dated 20 October 2011

Reporting of Continuously Monitored Emissions to Air for Oxides of Nitrogen from Emission Point A1 for the month of December 20

Daily and Half Hourly
Average Monitoring Data



	Monthly summary	Date	1	2	3	4	5	6	7	8	9	10	11	12	13	14	15	16	17	18	19	20	21	22	23	24	25	26	27	28	29	30	30	
		Half-hour average ELV																																
Half-hourly average	Monthly maximum	557.9	Maximum half hour average	255	257.3	242	311	256	289	259	260	453	457	509	283	482	316	485	489	558	344	514	460	386	488	328	423	315	270	489	240	235	208	274
	Monthly mean	225.4	Mean half hour average	188	200.51	196	230	206	219	201	204	257	284	312	210	73.8	196	277	263	287	237	271	304	261	280	228	246	300	169	196	175	147	160	206
	Monthly minimum	62.6	Minimum half hourly average	159	139.04	154	170	166	183	162	150	179	163	199	93.7	227	139	189	122	115	117	175	199	179	222	159	155	285	62.6	72.2	89.8	95.8	91.5	136
	Total invalid results	80.0	No. of invalid results	0	0	0	0	2	0	0	0	0	0	0	1	0	0	0	0	0	0	1	0	0	0	0	0	44	20	12	0	0	0	0
	Sum of exceedances	0.0	No. of exceedances of ELV	0	0	0	0	0	0	0	0	0	0	0	0	0	0	0	0	0	0	0	0	0	0	0	0	0	0	0	0	0	0	0
Daily average		Daily average ELV	400	400	400	400	400	400	400	400	400	400	400	400	400	400	400	400	400	400	400	400	400	400	400	400	400	400	400	400	400	400	400	400
	Monthly maximum	312.3	Daily average	188	200.51	196	230	206	219	201	204	257	284	312	210	73.8	196	277	263	287	237	271	304	261	280	228	246	300	169	196	175	147	160	206
	No. of invalid days	0.0	Value valid	Y	Y	Y	Y	Y	Y	Y	Y	Y	Y	Y	Y	Y	Y	Y	Y	Y	Y	Y	Y	Y	Y	Y	Y	Y	Y	Y	Y	Y	Y	
	Sum of exceedances	0.0	Value exceeds ELV (Y/N)	N	N	N	N	N	N	N	N	N	N	N	N	N	N	N	N	N	N	N	N	N	N	N	N	N	N	N	N	N	N	N

Signed..... Date.....
(authorised to sign as representative of the Operator)