


Permit Reference no: AP3538SM
Operator: SITA Limited
Installation: Wrexham Clinical Waste Incinerator

Variation Reference Number: EPR/MP3239FCA/V002
Form Number : Agency Form / A2/ Form Dated 20 October 2011

Reporting of Continuously Monitored Emissions to Air for Particulates from Emission Point A1 for the month of Feb 2014



Half-hourly average	Monthly summary	Date	1	2	3	4	5	6	7	8	9	10	11	12	13	14	15	16	17	18	19	20	21	22	23	24	25	26	27	28		
		Half-hour average ELV	30	30	30	30	30	30	30	30	30	30	30	30	30	30	30	30	30	30	30	30	30	30	30	30	30	30	30	30		
	Monthly maximum	5.7	Maximum half hour average	3.16	1.61	0.96	5.65	1.83	1.84	4.57	1.01	1.68	3	1.27	3.03	2.88	1.2	1.38	1.05	1.76	1.57	1.1	1.07	2.44	1.93	0.96	0.98	0.93	1.01	2.74	1.78	
	Monthly mean	0.8	Mean half hour average	0.86	0.86	0.81	1.02	0.76	0.75	0.89	0.7	0.83	1.3	0.86	0.99	0.9	0.75	0.74	0.76	0.85	0.84	0.72	0.75	0.96	0.92	0.68	0.72	0.64	0.67	0.86	0.9	
	Monthly minimum	0.4	Minimum half hourly average	0.61	0.64	0.66	0.58	0.39	0.49	0.55	0.56	0.54	0.61	0.64	0.56	0.52	0.58	0.49	0.53	0.56	0.56	0.52	0.54	0.55	0.53	0.45	0.53	0.54	0.42	0.59	0.62	
	Total invalid results	57.0	No. of invalid results	0	5	46	0	0	0	2	0	0	0	0	0	2	0	0	0	0	0	0	1	0	0	0	0	1	0	0	0	
	Sum of exceedances	0.0	No. of exceedances of ELV	0	0	0	0	0	0	0	0	0	0	0	0	0	0	0	0	0	0	0	0	0	0	0	0	0	0	0	0	
			Daily average ELV	10	10	10	10	10	10	10	10	10	10	10	10	10	10	10	10	10	10	10	10	10	10	10	10	10	10	10	10	10
	Daily average		Monthly maximum	1.3	Daily average	0.86	0.86	0.81	1.02	0.76	0.75	0.89	0.7	0.83	1.3	0.86	0.99	0.9	0.75	0.74	0.76	0.85	0.84	0.72	0.75	0.96	0.92	0.68	0.72	0.64	0.67	0.86
			No. of invalid days	0.0	Value valid	Y	Y	Y	Y	Y	Y	Y	Y	Y	Y	Y	Y	Y	Y	Y	Y	Y	Y	Y	Y	Y	Y	Y	Y	Y	Y	Y
		Sum of exceedances	0.0	Value exceeds ELV (Y/N)	N	N	N	N	N	N	N	N	N	N	N	N	N	N	N	N	N	N	N	N	N	N	N	N	N	N	N	

Signed..... Date.....
(authorised to sign as representative of the Operator)

MONITORING PERFORMANCE WALES

CHECKED BY AUTHORITY

TRACING

ON THE PUBLIC REGISTER

WED 10 OCT 19 10:00 AM

INITIALS DATE

LC 18.7.14

JB 3.4.14

LC 18.7.14

JB 18.7.14


RECEIVED
02 APR 2014

Permit Reference no: AP3538SM
Operator: SITA Limited
Installation: Wrexham Clinical Waste Incinerator

Variation Reference Number: EPR/MP3239FQ/V002
Form Number : Agency Form / A4/ Form Dated 20 October 2011

Reporting of Continuously Monitored Emissions to Air for VOC from Emission Point A1 for the month of Feb 2014

Daily and Half Hourly Average Monitoring Data



Monthly summary		Date																															
		Half-hour average ELV																															
Monthly maximum		3.2	Maximum half hour average	1.47	2.16	1.3	1.14	1.23	1.54	1.86	1.28	1.49	2.39	1.23	2.52	1.31	1.62	1.45	1.52	1.53	1.8	1.39	1.99	2.21	2.68	1.32	1.25	1.17	1.49	3.21	2.11	2.0	20
Monthly mean		1.1	Mean half hour average	1.1	1.29	1.1	0.98	0.98	1.04	1.09	1.02	1.03	1.31	1.06	1.33	1.09	1.13	1.11	1.15	1.2	1.17	1.12	1.13	1.38	1.21	1.08	1.04	1.01	1.04	1.28	1.18	1.0	20
Monthly minimum		0.8	Minimum half hourly average	0.94	0.96	0.89	0.88	0.86	0.86	0.9	0.85	0.87	0.82	0.91	0.91	0.95	0.92	0.95	0.96	0.92	0.86	0.91	0.95	0.9	0.92	0.94	0.92	0.89	0.88	0.95	0.99	0.0	20
Total invalid results		57.0	No. of invalid results	0	5	46	0	0	0	2	0	0	0	0	0	2	0	0	0	0	0	0	0	1	0	0	0	0	0	1	0	0	0
Sum of exceedances		0.0	No. of exceedances of ELV	0	0	0	0	0	0	0	0	0	0	0	0	0	0	0	0	0	0	0	0	0	0	0	0	0	0	0	0	0	
		Daily average ELV																															
Monthly maximum		1.4	Daily average	1.1	1.29	1.1	0.98	0.98	1.04	1.09	1.02	1.03	1.31	1.06	1.33	1.09	1.13	1.11	1.15	1.2	1.17	1.12	1.13	1.38	1.21	1.08	1.04	1.01	1.04	1.28	1.18	1.0	20
No. of invalid days		0.0	Value valid	Y	Y	Y	Y	Y	Y	Y	Y	Y	Y	Y	Y	Y	Y	Y	Y	Y	Y	Y	Y	Y	Y	Y	Y	Y	Y	Y	Y	Y	
Sum of exceedances		0.0	Value exceeds ELV (Y/N)	N	N	N	N	N	N	N	N	N	N	N	N	N	N	N	N	N	N	N	N	N	N	N	N	N	N	N	N	N	



Signed..... Date.....
(authorised to sign as representative of the Operator)

Permit Reference no: AP3538SM
Operator: SITA Limited
Installation: Wrexham Clinical Waste Incinerator

Variation Reference Number: EPR/MP3239FQ/V002
Form Number : Agency Form / A3/ Form Dated 20 October 2011

Reporting of Continuously Monitored Emissions to Air for Hydrogen Chloride from Emission Point A1 for the month of Feb 2014

Daily and Half Hourly Average Monitoring Data



	Monthly summary	Date	1	2	3	4	5	6	7	8	9	10	11	12	13	14	15	16	17	18	19	20	21	22	23	24	25	26	27	28
		Half-hour average ELV	60	60	60	60	60	60	60	60	60	60	60	60	60	60	60	60	60	60	60	60	60	60	60	60	60	60	60	60
	Monthly maximum	56.2 Maximum half hour average	8.01	11.7	5.67	6.16	6.73	13.2	13.4	17	15.5	7.91	8.34	56.2	7.64	10.2	10.1	20.1	7.14	11.7	6.15	9.67	7.27	6.25	7.29	6.58	17.1	38.5	7.33	7.77
Half-hourly average	Monthly mean	4.9 Mean half hour average	5.05	6.49	4.68	4.17	4.9	5.31	4.76	4.66	5.08	4.63	4.26	5.96	4.33	4.99	5.25	6.58	4.95	5.63	4.38	5.26	3.1	3.83	4	4.35	5.49	6.94	4.61	4.35
	Monthly minimum	0.9 Minimum half hourly average	3.4	4.38	3.68	2.95	3.65	3.29	2.26	2.36	3.48	1.88	3.36	1.57	2.27	3.53	3.55	3.75	3.73	3.13	3.56	3.73	0.88	1.5	4.76	3.17	3.08	3.27	2.41	3.16
	Total invalid results	57.0 No. of invalid results	0	5	46	0	0	0	2	0	0	0	0	0	2	0	0	0	0	0	0	0	1	0	0	0	0	0	1	0
	Sum of exceedances	0.0 No. of exceedances of ELV	0	0	0	0	0	0	0	0	0	0	0	0	0	0	0	0	0	0	0	0	0	0	0	0	0	0	0	0
		Daily average ELV	10	10	10	10	10	10	10	10	10	10	10	10	10	10	10	10	10	10	10	10	10	10	10	10	10	10	10	10
Daily average	Monthly maximum	6.9 Daily average	5.05	6.49	4.68	4.17	4.9	5.31	4.76	4.66	5.08	4.63	4.26	5.96	4.33	4.99	5.25	6.58	4.95	5.63	4.38	5.26	3.1	3.83	4	4.35	5.49	6.94	4.61	4.35
	No. of invalid days	0.0 Value valid	Y	Y	Y	Y	Y	Y	Y	Y	Y	Y	Y	Y	Y	Y	Y	Y	Y	Y	Y	Y	Y	Y	Y	Y	Y	Y	Y	Y
	Sum of exceedances	0.0 Value exceeds ELV (Y/N)	N	N	N	N	N	N	N	N	N	N	N	N	N	N	N	N	N	N	N	N	N	N	N	N	N	N	N	N


Signed..... Date.....
(authorised to sign as representative of the Operator)

Permit Reference no: AP3538SM
Operator: SITA Limited
Installation: Wrexham Clinical Waste Incinerator

Variation Reference Number: EPR/MP3239FQ/V002
Form Number : Agency Form / A5/ Form Dated 20 October 2011

Reporting of Continuously Monitored Emissions to Air for Carbon Monoxide from Emission Point A1 for the month of Feb 2014

Daily and 10 minute Average Monitoring Data



	Monthly summary	Date	1	2	3	4	5	6	7	8	9	10	11	12	13	14	15	16	17	18	19	20	21	22	23	24	25	26	27	28
		10 minute average ELV	150	150	150	150	150	150	150	150	150	150	150	150	150	150	150	150	150	150	150	150	150	150	150	150	150	150	150	150
10 minute average	Monthly maximum	350.3 Maximum 10 minute average	4.23	13.2	1.94	94.6	350	23.1	8.02	10.3	52.3	8.31	47.3	141	69	56.8	16.3	63.23	65.8	96.7	11.6	60	72.1	46.22	9.38	6.82	58.5	14.2	25.5	44
	Monthly mean	1.5 Mean 10 minute average	0.86	1.39	0.95	1.12	5.69	1.22	0.84	0.9	1.26	1.11	1.48	4.3	2.1	2.09	1.09	1.57	1.38	1.7	0.68	2.48	1.45	1.73	0.8	0.62	0.97	0.6	1.63	1.32
	Monthly minimum	-2.7 Minimum 10 minute average	0.48	0.35	0.44	0.02	0.18	0.03	0.18	0.36	0.28	0.08	0.23	0.33	-0.4	0.06	0.28	0.17	0.3	0.11	0.16	0.19	-2.7	0.23	0.23	-0.1	-0.2	0.01	0.19	0.07
	Total invalid results	70.0 No. of invalid results	0	18	46	0	0	0	2	0	0	0	0	0	2	0	0	0	0	0	0	0	2	0	0	0	0	0	0	0
	Sum of exceedances	2.0 No. of exceedances of ELV	0	0	0	0	2	0	0	0	0	0	0	0	2	0	0	0	0	0	0	0	0	0	0	0	0	0	0	0
		Daily average ELV	50	50	50	50	50	50	50	50	50	50	50	50	50	50	50	50	50	50	50	50	50	50	50	50	50	50	50	50
Daily average	Monthly maximum	5.7 Daily average	0.86	1.39	0.95	1.12	5.69	1.22	0.84	0.9	1.26	1.11	1.48	4.3	2.1	2.09	1.09	1.57	1.38	0	0.68	2.48	1.45	1.73	0.8	0.62	0.97	0.6	1.63	1.32
	No. of invalid days	0.0 Value valid	Y	Y		Y	Y	Y	Y	Y	Y	Y	Y	Y	Y	Y	Y	Y	Y	Y	Y	Y	Y	Y	Y	Y	Y	Y	Y	
	Sum of exceedances	0.0 Value exceeds ELV (Y/N)	N	N	N	N	N	N	N	N	N	N	N	N	N	N	N	N	N	N	N	N	N	N	N	N	N	N	N	N



Signed..... Date.....
(authorised to sign as representative of the Operator)

Permit Reference no: AP3538SM
Operator: SITA Limited
Installation: Wrexham Clinical Waste Incinerator

Variation Reference Number: EPR/MP3239FQ/V002
Form Number : Agency Form / A6/ Form Dated 20 October 2011

Reporting of Continuously Monitored Emissions to Air for Sulphur Dioxide from Emission Point A1 for the month of Feb 2014

Daily and Half Hourly Average Monitoring Data



	Monthly summary	Date	1	2	3	4	5	6	7	8	9	10	11	12	13	14	15	16	17	18	19	20	21	22	23	24	25	26	27	28
		Half-hour average ELV	200	200	200	200	200	200	200	200	200	200	200	200	200	200	200	200	200	200	200	200	200	200	200	200	200	200	200	200
Half-hourly average	Monthly maximum	254.8 Maximum half hour average	60.8	255	63.3	29.1	57.5	99.6	240	120	52.2	42.5	58.3	149	40.3	42.9	42.5	58.7	55	117	74.8	116	30.3	32.7	69	74.8	73.6	166	42.5	58.1
	Monthly mean	21.4 Mean half hour average	25.3	33.7	60.5	12.1	21.3	19.3	31.8	14.8	17.2	14.2	16.4	21.6	15.8	22	20.2	17.2	16.8	23.2	17.4	34.9	11.4	14.7	20	21	20.7	22.4	14.6	18.1
	Monthly minimum	-0.3 Minimum half hourly average	9.3	5.64	57.7	4.5	5.45	5.16	4.61	2.89	6.96	4.87	6.32	0.9	4.37	8.47	7.29	3.24	8.03	2.37	6.86	8.85	-0.3	4.31	4.92	6.69	2.75	4.12	7.26	5.59
	Total invalid results	57.0 No. of invalid results	0	5	46	0	0	0	2	0	0	0	0	0	2	0	0	0	0	0	0	0	1	0	0	0	0	0	1	0
	Sum of exceedances	3.0 No. of exceedances of ELV	0	1	0	0	0	0	2	0	0	0	0	0	0	0	0	0	0	0	0	0	0	0	0	0	0	0	0	0
		Daily average ELV	50	50	50	50	50	50	50	50	50	50	50	50	50	50	50	50	50	50	50	50	50	50	50	50	50	50	50	50
Daily average	Monthly maximum	60.5 Daily average	25.3	33.7	60.5	12.1	21.3	19.3	31.8	14.8	17.2	14.2	16.4	21.6	15.8	22	20.2	17.2	16.8	23.2	17.4	34.9	11.4	14.7	20	21	20.7	22.4	14.6	18.1
	No. of invalid days	0.0 Value valid	Y	Y		Y	Y	Y	Y	Y	Y	Y	Y	Y	Y	Y	Y	Y	Y	Y	Y	Y	Y	Y	Y	Y	Y	Y	Y	
	Sum of exceedances	0.0 Value exceeds ELV (Y/N)	N	N	N	N	N	N	N	N	N	N	N	N	N	N	N	N	N	N	N	N	N	N	N	N	N	N	N	N

598.62


Signed..... Date.....
(authorised to sign as representative of the Operator)

Permit Reference no: AP3538SM
Operator: SITA Limited
Installation: Wrexham Clinical Waste Incinerator

Variation Reference Number: EPR/MP3239FQ/V002
Form Number : Agency Form / A7/ Form Dated 20 October 2011

Reporting of Continuously Monitored Emissions to Air for Oxides of Nitrogen from Emission Point A1 for the month of Feb 2014

Daily and Half Hourly Average Monitoring Data



Monthly summary		Date																											
		Half-hour average ELV																											
Monthly maximum	349.3	Maximum half hour average																											
Monthly mean	165.8	Mean half hour average																											
Monthly minimum	66.1	Minimum half hourly average																											
Total invalid results	57.0	No. of invalid results																											
Sum of exceedances	0.0	No. of exceedances of ELV																											
		Daily average ELV																											
Monthly maximum	220.8	Daily average																											
No. of invalid days	0.0	Value valid																											
Sum of exceedances	0.0	Value exceeds ELV (Y/N)																											
		1	2	3	4	5	6	7	8	9	10	11	12	13	14	15	16	17	18	19	20	21	22	23	24	25	26	27	28
Monthly maximum	349.3	250	276.47	203	219	229	257	200	267	294	321	292	249	257	290	267	254	304	349	274	227	272	209	205	251	312	256	288	319
Monthly mean	165.8	159	179.6	178	152	164	145	123	152	176	161	171	155	168	163	169	155	162	221	194	165	137	144	153	193	185	168	165	186
Monthly minimum	66.1	107	72.13	153	101	83.2	89.1	83.8	87.6	101	78.4	130	66.1	94.9	77.4	83.8	105	75.5	129	136	77.8	85	75.5	75.8	117	120	109	93.2	70.6
Total invalid results	57.0	0	5	46	0	0	0	2	0	0	0	0	0	2	0	0	0	0	0	0	1	0	0	0	0	0	0	1	0
Sum of exceedances	0.0	0	0	0	0	0	0	0	0	0	0	0	0	0	0	0	0	0	0	0	0	0	0	0	0	0	0	0	0
		Daily average ELV																											
Monthly maximum	220.8	400	400	400	400	400	400	400	400	400	400	400	400	400	400	400	400	400	400	400	400	400	400	400	400	400	400	400	400
No. of invalid days	0.0	159	179.6	178	152	164	145	123	152	176	161	171	155	168	163	169	155	162	221	194	165	137	144	153	193	185	168	165	186
Sum of exceedances	0.0	0	0	0	0	0	0	0	0	0	0	0	0	0	0	0	0	0	0	0	0	0	0	0	0	0	0	0	0
		Value valid																											
Sum of exceedances	0.0	0	0	0	0	0	0	0	0	0	0	0	0	0	0	0	0	0	0	0	0	0	0	0	0	0	0	0	0
		Value exceeds ELV (Y/N)																											
		N	N	N	N	N	N	N	N	N	N	N	N	N	N	N	N	N	N	N	N	N	N	N	N	N	N	N	N

4643.32

Signed..... Date.....
(authorised to sign as representative of the Operator)