


Permit Reference no: AP3538SM
Operator: SITA Limited
Installation: Wrexham Clinical Waste Incinerator

Variation Reference Number: EPR/MP3239FQ/V002
Form Number : Agency Form / A2/ Form Dated 20 October 2011

Reporting of Continuously Monitored Emissions to Air for Particulates from Emission Point A1 for the month of Mar 2014

Daily and Half Hourly
Average Monitoring Data

----- Daily average ELV
----- Half-hour average ELV
----- Mean half hour average
■ Maximum half hour average
----- Minimum half hourly average
----- Daily average



Monthly summary	Date	1	2	3	4	5	6	7	8	9	10	11	12	13	14	15	16	17	18	19	20	21	22	23	24	25	26	27	28	29	30	31	
	Half-hour average ELV	30	30	30	30	30	30	30	30	30	30	30	30	30	30	30	30	30	30	30	30	30	30	30	30	30	30	30	30	30	30	30	
Monthly maximum	5.5	Maximum half hour average	2.37	1.24	1.85	1.59	1.51	1.09	1.17	1.24	1.41	1.03	1.7	2.22	1.24	2.73	1.14	0.99	1.24	1.71	1.68	2.27	2.43	1.92	1.46	1.09	2.92	1.38	1.56	3.03	5.48	1.21	1.31
Monthly mean	0.8	Mean half hour average	0.9	0.79	0.96	1.21	0.82	0.74	0.76	0.79	0.75	0.74	0.81	1	0.75	0.89	0.75	0.76	0.76	0.98	0.91	1.03	0.86	0.84	0.93	0.73	0.78	0.8	0.81	0.82	0.81	0.66	0.72
Monthly minimum	0.4	Minimum half hourly average	0.56	0.57	0.63	0.96	0.51	0.52	0.6	0.55	0.48	0.52	0.47	0.62	0.51	0.48	0.51	0.55	0.56	0.5	0.52	0.52	0.49	0.51	0.54	0.36	0.41	0.51	0.5	0.49	0.53	0.35	0.49
Half-hourly average		Total invalid results	138.0	No. of invalid results	0	0	1	0	0	1	0	0	0	0	1	0	0	0	0	0	5	0	1	0	0	37	0	31	35	0	0	2	24
		Sum of exceedances	0.0	No. of exceedances of ELV	0	0	0	0	0	0	0	0	0	0	0	0	0	0	0	0	0	0	0	0	0	0	0	0	0	0	0	0	
				Daily average ELV	10	10	10	10	10	10	10	10	10	10	10	10	10	10	10	10	10	10	10	10	10	10	10	10	10	10	10	10	10
Daily average				1.2	Daily average	0.9	0.79	0.96	1.21	0.82	0.74	0.76	0.79	0.75	0.74	0.81	1	0.75	0.89	0.75	0.76	0.76	0.98	0.91	1.03	0.86	0.84	0.93	0.73	0.78	0.8	0.81	
				0.0	Value valid	Y	Y	Y	Y	Y	Y	Y	Y	Y	Y	Y	Y	Y	Y	Y	Y	Y	Y	Y	Y	Y	Y	Y	Y	Y	Y	Y	
				0.0	Value exceeds ELV (Y/N)	N	N	N	N	N	N	N	N	N	N	N	N	N	N	N	N	N	N	N	N	N	N	N	N	N	N	N	

Signed.....
(authorised to sign as representative of the Operator)

Date.....

RECEIVED

30 APR 2014

RETURNING RETURNS N/AAL PS

INITIALS DATE

LC 18.7.14

JB 11.5.14

LC 18.7.14

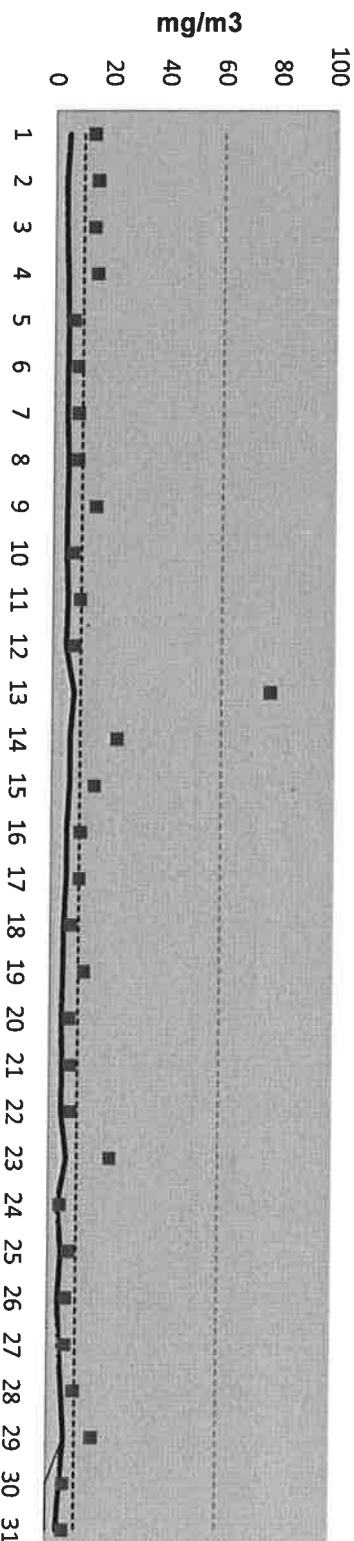
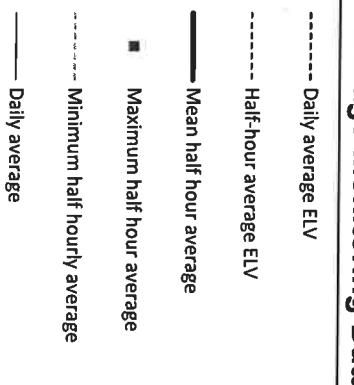
JB E0001

Permit Reference no: AP3538SM
Operator: SITA Limited
Installation: Wrexham Clinical Waste Incinerator

Variation Reference Number: EPR/MP3239FQ/V002
Form Number : Agency Form / A3/ Form Dated 20 October 2011

Reporting of Continuously Monitored Emissions to Air for Hydrogen Chloride from Emission Point A1 for the month of Mar 2014

Daily and Half Hourly Average Monitoring Data



	Monthly summary	Date	1	2	3	4	5	6	7	8	9	10	11	12	13	14	15	16	17	18	19	20	21	22	23	24	25	26	27	28	29	30	31
		Half-hour average ELV																															
	Monthly maximum	77.4	60	60	60	60	60	60	60	60	60	60	60	60	60	60	60	60	60	60	60	60	60	60	60	60	60	60	60	60	60	60	60
	Monthly mean	5.0	4.99	3.96	4.05	4.62	4.85	4.85	4.77	5.2	4.99	4.8	5.44	4.89	7.86	6.46	6.41	5.52	5.59	4.88	4.66	4.22	4.59	4.36	6.32	3.33	4.77	3.68	4.27	5.32	6.21	4.87	3.85
	Monthly minimum	0.8	3.48	2.56	2.94	2.93	3.59	3.42	2.62	3.02	2.79	3.4	2.98	3.54	3.66	3.4	3.64	3.51	3.23	2.92	3.29	3.01	2.99	2.08	2.64	2.87	2.86	1.89	3.79	3.37	4.42	4.06	0.81
	Total invalid results	138.0	0	0	1	0	0	1	0	0	0	0	0	0	1	0	0	0	0	5	0	1	0	0	37	0	31	35	0	0	2	24	0
	No. of invalid results	1.0	0	0	0	0	0	0	0	0	0	0	0	0	1	0	0	0	0	0	0	0	0	0	0	0	0	0	0	0	0	0	0
	Sum of exceedances		0	0	0	0	0	0	0	0	0	0	0	0	1	0	0	0	0	0	0	0	0	0	0	0	0	0	0	0	0	0	0
		Daily average ELV	10	10	10	10	10	10	10	10	10	10	10	10	10	10	10	10	10	10	10	10	10	10	10	10	10	10	10	10	10	10	10
	Monthly maximum	7.9	4.99	3.96	4.05	4.62	4.85	4.85	4.77	5.2	4.99	4.8	5.44	4.89	7.86	6.46	6.41	5.52	5.59	4.88	4.66	4.22	4.59	4.36	6.32	3.33	4.77	3.68	4.27	5.32	6.21	4.87	3.85
	No. of invalid days	0.0	Y	Y	Y	Y	Y	Y	Y	Y	Y	Y	Y	Y	Y	Y	Y	Y	Y	Y	Y	Y	Y	Y	Y	Y	Y	Y	Y	Y	Y	Y	Y
	Sum of exceedances	0.0	N	N	N	N	N	N	N	N	N	N	N	N	N	N	N	N	N	N	N	N	N	N	N	N	N	N	N	N	N	N	N
	Value exceeds ELV (Y/N)																																


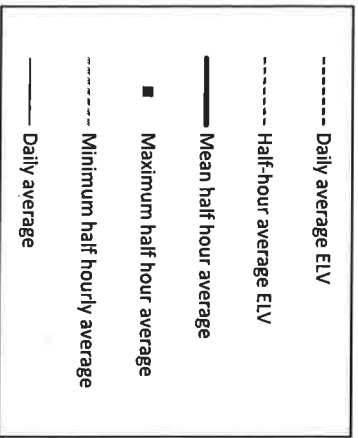
Signed..... Date.....
(authorised to sign as representative of the Operator)

Permit Reference no: AP3538SM
Operator: SITA Limited
Installation: Wrexham Clinical Waste Incinerator

Variation Reference Number: EPR/MP3239FQ/V002
Form Number : Agency Form / A4/ Form Dated 20 October 2011

Reporting of Continuously Monitored Emissions to Air for VOC from Emission Point A1 for the month of Mar 2014

Daily and Half Hourly
Average Monitoring Data



Monthly summary	Date	1	2	3	4	5	6	7	8	9	10	11	12	13	14	15	16	17	18	19	20	21	22	23	24	25	26	27	28	29	30	31	
	Half-hour average ELV	20	20	20	20	20	20	20	20	20	20	20	20	20	20	20	20	20	20	20	20	20	20	20	20	20	20	20	20	20	20	20	
Monthly maximum	9.8 Maximum half hour average	1.3	1.77	1.97	0.08	1.77	1.75	2.36	2.05	1.94	1.86	1.56	2.31	2.69	2.31	2.04	1.92	5.74	9.75	9.49	2.35	1.21	1.21	1.39	0.94	1.42	2.32	1.31	1.88	2.05	1.5	1.94	
Monthly mean	1.2 Mean half hour average	1.17	1.19	1.23	0.03	1.3	1.3	1.38	1.35	1.31	1.31	1.28	1.38	1.43	1.46	1.43	1.29	1.38	1.76	1.67	1.16	1	1	1.08	0.85	1.02	1.4	1.05	1.17	1.21	1.22	1.14	
Half-hourly average	Monthly minimum	0.0	0.98	1	0.9	0.01	1.03	1.04	1.09	1.09	0.95	1.11	1.02	1.12	0.97	1	1.13	0.93	1.03	0.93	0.93	0.8	0.75	0.73	0.9	0.79	0.82	0.9	0.86	0.9	0.89	1.04	1.08
	Total invalid results	142.0	No. of invalid results	0	0	1	0	0	2	0	0	0	0	1	0	0	0	0	0	5	0	1	0	0	39	0	31	35	1	0	2	24	
	Sum of exceedances	0.0	No. of exceedances of ELV	0	0	0	0	0	0	0	0	0	0	0	0	0	0	0	0	0	0	0	0	0	0	0	0	0	0	0	0		
			Daily average ELV	10	10	10	10	10	10	10	10	10	10	10	10	10	10	10	10	10	10	10	10	10	10	10	10	10	10	10	10	10	
Daily average	Monthly maximum	1.8	Daily average	1.17	1.19	1.23	0.03	1.3	1.3	1.38	1.35	1.31	1.28	1.38	1.43	1.46	1.43	1.29	1.38	1.76	1.67	1.16	1	1	1.08	0.85	1.02	1.4	1.05	1.17	1.21	0	
	No. of invalid days	0.0	Value valid	Y	Y	Y	Y	Y	Y	Y	Y	Y	Y	Y	Y	Y	Y	Y	Y	Y	Y	Y	Y	Y	Y	Y	Y	Y	Y	Y	Y	0	
	Sum of exceedances	0.0	Value exceeds ELV (Y/N)	N	N	N	N	N	N	N	N	N	N	N	N	N	N	N	N	N	N	N	N	N	N	N	N	N	N	N	N	N	



Signed..... Date.....
(authorised to sign as representative of the Operator)

Permit Reference no: AP3538SM
Operator: SITA Limited
Installation: Wrexham Clinical Waste Incinerator

Variation Reference Number: EPR/MP3239FQ/V002
Form Number : Agency Form / A5/ Form Dated 20 October 2011

Reporting of Continuously Monitored Emissions to Air for Carbon Monoxide from Emission Point A1 for the month of Mar 2014

Daily and 10 minute Average Monitoring Data



	Monthly summary	Date	1	2	3	4	5	6	7	8	9	10	11	12	13	14	15	16	17	18	19	20	21	22	23	24	25	26	27	28	29	30	31
		10 minute average ELV	150	150	150	150	150	150	150	150	150	150	150	150	150	150	150	150	150	150	150	150	150	150	150	150	150	150	150	150	150	150	150
	Monthly maximum	1131.6 Maximum 10 minute average	1132	660	12	223	69.5	6.92	54.3	33.8	74.9	19	259	43.1	177	692	6.63	13.27	5.78	31.4	255	120	3.99	4.17	1.95	7.03	5.43	3.46	0.79	38.9	253.75	3.41	2.58
	Monthly mean	2.1 Mean 10 minute average	12.7	7.12	1.17	3.12	1.68	0.82	1.71	1.36	1.7	0.83	2.3	0.8	2.45	7.61	0.88	0.76	0.71	1.04	2.61	3.54	0.49	0.45	0.42	0.43	0.58	1.06	0.26	1.5	3.32	0.55	0.51
10 minute average	Monthly minimum	-0.4 Minimum 10 minute average	0.11	0.38	0.12	0	-0	-0.1	-0.3	0.13	-0.3	0.06	-0.2	-0.4	-0.1	-0	0.13	0.16	-0.2	0.02	0.11	0.04	0.01	0.11	-0.2	0.01	-0.1	-0	-0	0.05	0.11	-0.01	0.04
	Total invalid results	420.0 No. of invalid results	0	0	1	0	0	3	0	0	0	0	0	0	3	0	0	0	0	0	8	0	2	0	0	111	0	96	105	1	0	6	84
	Sum of exceedances	100.0 No. of exceedances of ELV	3	1	0	1	0	0	0	0	0	0	1	0	1	1	0	0	0	0	1	0	0	0	0	0	0	0	0	0	1	0	0
		Daily average ELV	50	50	50	50	50	50	50	50	50	50	50	50	50	50	50	50	50	50	50	50	50	50	50	50	50	50	50	50	50	50	50
Daily average	Monthly maximum	12.7 Daily average	12.7	7.12	1.17	3.12	1.68	0.82	1.71	1.36	1.7	0.83	2.3	0.8	2.45	7.61	0.88	0.76	0.71	0	2.61	3.54	0.49	0.45	0.42	0.43	0.58	1.06	0.26	1.5	3.32	0	0
	No. of invalid days	0.0 Value valid	Y	Y	Y	Y	Y	Y	Y	Y	Y	Y	Y	Y	Y	Y	Y	Y	Y	Y	Y	Y	Y	Y	Y	Y	Y	Y	Y	Y	Y	Y	Y
	Sum of exceedances	0.0 Value exceeds ELV (Y/N)	N	N	N	N	N	N	N	N	N	N	N	N	N	N	N	N	N	N	N	N	N	N	N	N	N	N	N	N	N	N	N

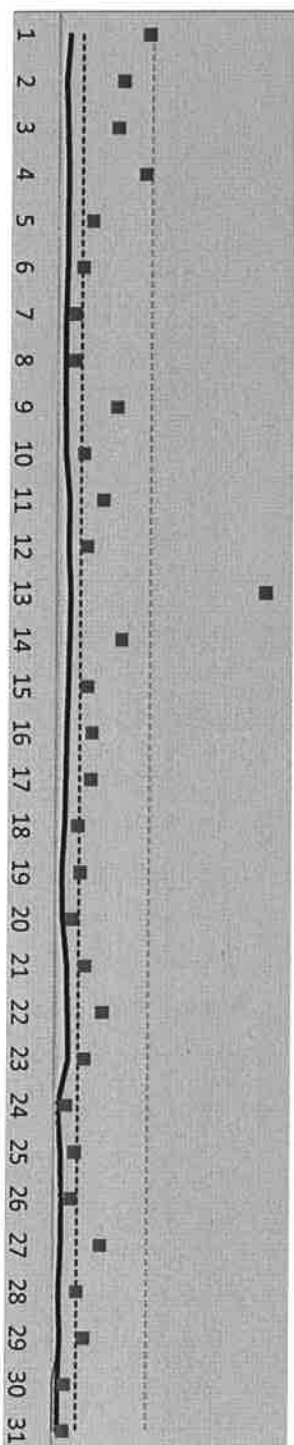
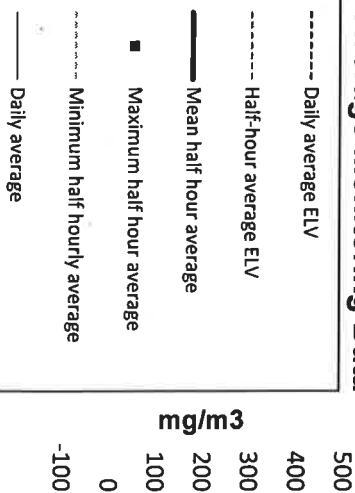
Signed..... Date.....
(authorised to sign as representative of the Operator)

Permit Reference no: AP3538SM
Operator: SITA Limited
Installation: Wrexham Clinical Waste Incinerator

Variation Reference Number: EPR/MP3239FQ/V002
Form Number : Agency Form / A6/ Form Dated 20 October 2011

Reporting of Continuously Monitored Emissions to Air for Sulphur Dioxide from Emission Point A1 for the month of Mar 2014

Daily and Half Hourly Average Monitoring Data



Monthly summary	Date	1	2	3	4	5	6	7	8	9	10	11	12	13	14	15	16	17	18	19	20	21	22	23	24	25	26	27	28	29	30	31		
	Half-hour average ELV	200	200	200	200	200	200	200	200	200	200	200	200	200	200	200	200	200	200	200	200	200	200	200	200	200	200	200	200	200	200	200		
Monthly maximum	445.8 Maximum half hour average	193	138	127	186	73.1	53.1	37.7	36.6	127	56.8	98.5	64.9	446	139	66.4	76.8	74.4	47.8	53.2	36.3	64.2	102	63.5	25.6	44.2	37.3	99.8	50.1	65.4	25.4	22.9		
Monthly mean	19.7 Mean half hour average	23.1	15.8	19	21	19.6	20.1	16.9	16.2	17.4	18.7	27	25.4	30.4	27.8	26.3	23.6	21.7	19.6	14.6	16.1	25.8	28.4	29.9	8.41	15	16.5	16.3	12.1	15	0	0		
Monthly minimum	-1.1 Minimum half hourly average	3.9	0.99	4.41	3.66	-0.4	2.95	6.77	0.32	1.29	8.15	5.78	8.2	4.5	7.46	2.48	5.9	4.47	3.46	5.12	5.81	5.6	4.82	6.41	4.3	5.04	10.1	5.26	-1.1	2.18	3.01	3.24		
Half-hourly average	Total invalid results	124.0	No. of invalid results	0	0	1	0	0	1	0	0	0	0	0	1	0	0	0	0	5	0	1	0	0	0	0	0	0	0	0	2	24		
	Sum of exceedances	1.0	No. of exceedances of ELV	0	0	0	0	0	0	0	0	0	0	0	1	0	0	0	0	0	0	0	0	0	0	0	0	0	0	0	0	0		
			Daily average ELV	50	50	50	50	50	50	50	50	50	50	50	50	50	50	50	50	50	50	50	50	50	50	50	50	50	50	50	50	50		
Daily average	Monthly maximum	30.4	Daily average	23.1	15.8	19	21	19.6	20.1	16.9	16.2	17.4	18.7	27	25.4	30.4	27.8	26.3	23.6	21.7	19.6	14.6	16.1	25.8	28.4	29.9	8.41	15	16.5	16.3	12.1	15	0	0
	No. of invalid days	0.0	Value valid	Y	Y	Y	Y	Y	Y	Y	Y	Y	Y	Y	Y	Y	Y	Y	Y	Y	Y	Y	Y	Y	Y	Y	Y	Y	Y	Y	Y	Y		
	Sum of exceedances	0.0	Value exceeds ELV (Y/N)	N	N	N	N	N	N	N	N	N	N	N	N	N	N	N	N	N	N	N	N	N	N	N	N	N	N	N	N	N	N	

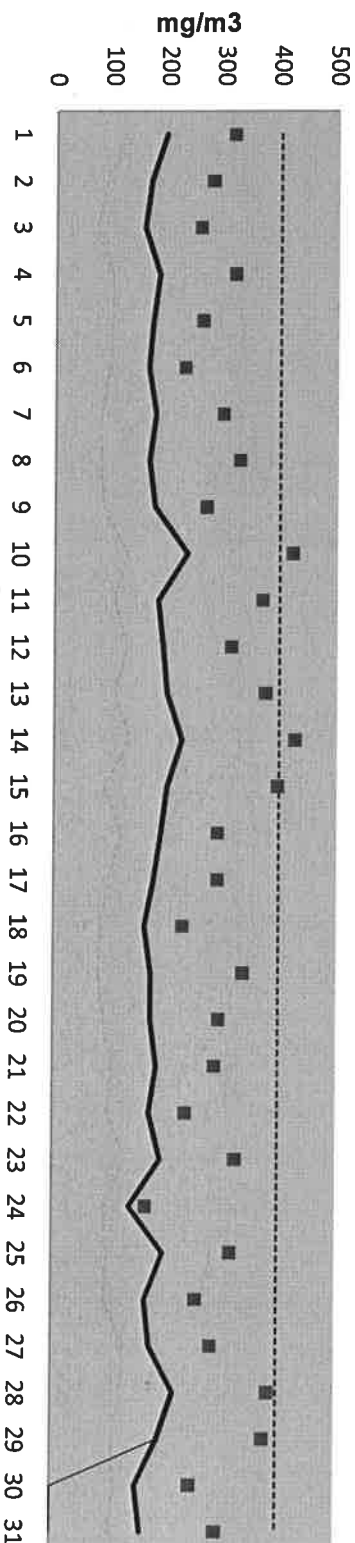
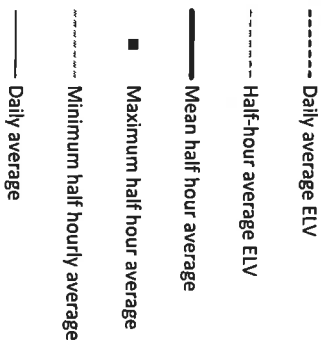
Signed..... Date.....
(authorised to sign as representative of the Operator)

Permit Reference no: AP3538SM
Operator: SITA Limited
Installation: Wrexham Clinical Waste Incinerator

Variation Reference Number: EPR/MP3239FQ/V002
Form Number : Agency Form / A7/ Form Dated 20 October 2011

Reporting of Continuously Monitored Emissions to Air for Oxides of Nitrogen from Emission Point A1 for the month of Mar 2014

Daily and Half Hourly Average Monitoring Data



Half-hourly average	Monthly summary	Date	1	2	3	4	5	6	7	8	9	10	11	12	13	14	15	16	17	18	19	20	21	22	23	24	25	26	27	28	29	30	31	
		Half-hour average ELV																																
	Monthly maximum	428.3	Maximum half hour average	318	280	258	320	262	231	300	329	270	423	370	315	376	428	398	292	293	230	338	296	289	237	326	166	318	257	284	385	377	248	294
	Monthly mean	182.0	Mean half hour average	197	169	157	185	173	166	179	168	178	237	184	194	201	228	202	191	178	162	174	174	185	172	192	137	198	167	175	218	190	151	161
	Monthly minimum	71.5	Minimum half hourly average	123	90	71.5	101	100	96.4	81	80	87.3	129	105	129	108	134	89.7	120	96.8	84.4	80.5	88.2	104	97	129	91.8	97.4	93.7	128	121	109	113	103
	Total invalid results	124.0	No. of invalid results	0	0	1	0	0	1	0	0	0	0	0	0	1	0	0	0	0	0	5	0	1	0	0	37	0	17	35	0	0	2	24
	Sum of exceedances	0.0	No. of exceedances of ELV	0	0	0	0	0	0	0	0	0	0	0	0	0	0	0	0	0	0	0	0	0	0	0	0	0	0	0	0	0	0	
			Daily average ELV	400	400	400	400	400	400	400	400	400	400	400	400	400	400	400	400	400	400	400	400	400	400	400	400	400	400	400	400	400	400	400
			Daily average	197	169	157	185	173	166	179	168	178	237	184	194	201	228	202	191	178	162	174	174	185	172	192	137	198	167	175	218	190	0	0
	Daily average	Monthly maximum	236.9	Daily average	197	169	157	185	173	166	179	168	178	237	184	194	201	228	202	191	178	162	174	174	185	172	192	137	198	167	175	218	190	0
No. of invalid days		0.0	Value valid	Y	Y	Y	Y	Y	Y	Y	Y	Y	Y	Y	Y	Y	Y	Y	Y	Y	Y	Y	Y	Y	Y	Y	Y	Y	Y	Y	Y	Y	Y	
	Sum of exceedances	0.0	Value exceeds ELV (Y/N)	N	N	N	N	N	N	N	N	N	N	N	N	N	N	N	N	N	N	N	N	N	N	N	N	N	N	N	N	N	N	

Signed..... Date.....
(authorised to sign as representative of the Operator)