


Permit Reference no: AP3538SM
Operator: SITA Limited
Installation: Wrexham Clinical Waste Incinerator

Variation Reference Number: EPR/MP3239FQ/V002
Form Number : Agency Form / A4/ Form Dated 20 October 2011

Reporting of Continuously Monitored Emissions to Air for VOC from Emission Point A1 for the month of Apr 2013



	Monthly summary	Date	1	2	3	4	5	6	7	8	9	10	11	12	13	14	15	16	17	18	19	20	21	22	23	24	25	26	27	28	29	30
	Half-hour average ELV		20	20	20	20	20	20	20	20	20	20	20	20	20	20	20	20	20	20	20	20	20	20	20	20	20	20	20	20	20	20
Monthly maximum	33.7	Maximum half hour average	14.2	13.8	9.03	14.7	3.48	-0.1	1.67	22.6	7.55	1.22	7.44	10.5	3.64	3.86	2.08	2.31	3.37											0.98	0.23	2.74
Monthly mean	0.2	Mean half hour average	0.76	2.8	1.9	1.31	0.01	-1.7	-0.5	1.01	0.61	0.74	1.22	0.33	-1	-0.2	-0	-0.4	0.33											-1.2	-1.3	-0.5
Monthly minimum	-4.2	Minimum half hourly average	-1.6	-0.8	-1.4	-1.1	-1.5	-2.1	-4.2	-1.3	-1.9	0.53	-1.3	-1.6	-1.7	-1.4	-1.3	-1.4	-1.3											-1.7	-1.7	-2.1
Total invalid results	0.0	No. of invalid results	0	0	0	0	0	0	0	0	0	0	0	0	0	0	0	0	0											0	0	0
Sum of exceedances	2.0	No. of exceedances of ELV	0	0	0	0	0	0	0	0	1	0	0	0	0	0	0	0	0	1										0	0	0
	Daily average ELV		10	10	10	10	10	10	10	10	10	10	10	10	10	10	10	10	10	10	10	10	10	10	10	10	10	10	10	10	10	10
Monthly maximum	1.9	Daily average	0.78			1.9	1.31	0.01	-1.7	-0.5	1.01	0.61	0.74	1.22	0.33		-0.2	-0	-0.4	0.33										-1.2	-1.3	-0.5
No. of invalid days	0.0	Value valid		Y		Y	Y	Y	Y	Y	Y	Y	Y	Y	Y	Y	Y	Y	Y	Y										Y	Y	Y
Sum of exceedances	0.0	Value exceeds ELV (Y/N)	N	N	N	N	N	N	N	N	N	N	N	N	N	N	N	N	N	N	N	N	N	N	N	N	N	N	N	N	N	N

Signed..... Date.....
(authorised to sign as representative of the Operator)

CONTINUING RETURNS N. WALES

CHECKED by AUTHORIZATION

INITIALS DATE
LC 6.9.13

TRAINING

JB 5.8.13

OK FOR PUBLIC RELEASE

LC 6.9.13

JB E02m


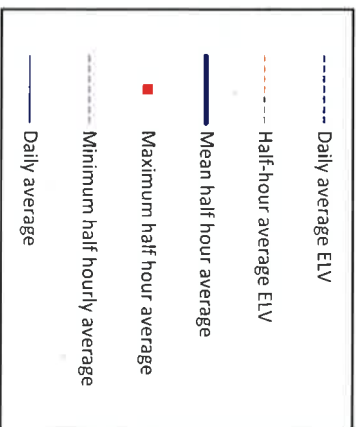


Permit Reference no: AP3538SM
Operator: SITA Limited
Installation: Wrexham Clinical Waste Incinerator

Variation Reference Number: EPR/MP3239F Q/V002
Form Number : Agency Form / A3/ Form Dated 20 October 2011

Reporting of Continuously Monitored Emissions to Air for Hydrogen Chloride from Emission Point A1 for the month of Apr 2013

**Daily and Half Hourly
Average Monitoring Data**



	Monthly summary	Date	1	2	3	4	5	6	7	8	9	10	11	12	13	14	15	16	17	18	19	20	21	22	23	24	25	26	27	28	29	30
		Half-hour average ELV	60	60	60	60	60	60	60	60	60	60	60	60	60	60	60	60	60	60	60	60	60	60	60	60	60	60	60	60	60	60
Half-hourly average	Monthly maximum	35.7 Maximum half hour average		8.63	35.7	6.41	5.95	5.39	4.83	4.67	23.5	5.19	4.62	4.34	4.47	17.5	20.5	4.53	6.05	3.87										6.98	5.82	6.12
	Monthly mean	4.5 Mean half hour average		6.3	10	4.83	4.36	4.25	4.3	4.01	4.12	3.88	3.77	3.75	3.7	4.96	3.64	3.44	3.37	3.02										4.66	4.69	4.91
	Monthly minimum	-0.1 Minimum half hourly average		4.46	-0	3.73	3.16	3.16	3.6	3.42	2.95	3.21	3.09	3.03	3.11	1.64	2.02	2.74	2.55	2									-0.1	2.44	3.57	
	Total invalid results	0.0 No. of invalid results		0	0	0	0	0	0	0	0	0	0	0	0	0	0	0	0	0									0	0	0	
	Sum of exceedances	0.0 No. of exceedances of ELV		0	0	0	0	0	0	0	0	0	0	0	0	0	0	0	0	0									0	0	0	
		Daily average ELV	10	10	10	10	10	10	10	10	10	10	10	10	10	10	10	10	10	10	10	10	10	10	10	10	10	10	10	10	10	10
Daily average	Monthly maximum	6.3 Daily average		6.3		4.83	4.36	4.25	4.3	4.01	4.12	3.88	3.77	3.75	3.7	3.64	3.44	3.37	3.02											4.66	4.69	4.91
	No. of invalid days	0.0 Value valid		Y		Y	Y	Y	Y	Y	Y	Y	Y	Y	Y	Y	Y	Y	Y										Y	Y	Y	
	Sum of exceedances	0.0 Value exceeds ELV (Y/N)	N	N	N	N	N	N	N	N	N	N	N	N	N	N	N	N	N	N	N	N	N	N	N	N	N	N	N	N	N	


Signed:..... Date:.....
(authorised to sign as representative of the Operator)

Permit Reference no: AP3538SM
Operator: SITA Limited
Installation: Wrexham Clinical Waste Incinerator

Variation Reference Number: EPR/MP3239FQ/V002
Form Number : Agency Form / A5/ Form Dated 20 October 2011

Reporting of Continuously Monitored Emissions to Air for Carbon Monoxide from Emission Point A1 for the month of Apr 2013

Daily and 10 minute
Average Monitoring Data



	Monthly summary	Date	1	2	3	4	5	6	7	8	9	10	11	12	13	14	15	16	17	18	19	20	21	22	23	24	25	26	27	28	29	30	
		10 minute average ELV	150	150	150	150	150	150	150	150	150	150	150	150	150	150	150	150	150	150	150	150	150	150	150	150	150	150	150	150	150	150	
10 minute average	Monthly maximum	2416.6 Maximum 10 minute average		407	91.2	8.98	9.36	5.81	-0.5	368	865	4.86	2.4	6.01	25.1	2417	3.67	8.78	18.7	691											3.5	25.43	5.64
	Monthly mean	5.1 Mean 10 minute average		4.84	11.6	-0.3	-0.6	-1	-1.3	1.72	13	-0.6	-0.8	0.92	-0.4	40.7	0	-0.81	-0.8	36.2										-0.3	1.18	-0.56	
	Monthly minimum	-9.1 Minimum 10 minute average		-1.5	1.42	-1.4	-1.5	-1.6	-1.6	-1.6	-1.4	-1.5	-1.6	-1.5	-1.9	-9.1	-1.2	-1.42	-1.3	-1.5										-0.9	-1.12	-1.17	
	Total invalid results	0.0 No. of invalid results	0	0	0	0	0	0	0	0	0	0	0	0	0	0	0	0	0	0									0	0	0	0	
	Sum of exceedances	9.0 No. of exceedances of ELV		2	0	0	0	0	0	0	1	4	0	0	0	0	0	0	0	1									0	0	0	0	
		Daily average ELV	50	50	50	50	50	50	50	50	50	50	50	50	50	50	50	50	50	50	50	50	50	50	50	50	50	50	50	50	50	50	
Daily average	Monthly maximum	36.2 Daily average		4.84		-0.3	-0.6	-1	-1.3	1.72	13	-0.6	-0.8	0.92	-0.4		0	-0.81	-0.8	36.2										-0.3	1.18	-0.56	
	No. of invalid days	0.0 Value valid		Y		Y	Y	Y	Y	Y	Y	Y	Y	Y	Y		Y	Y	Y	Y									Y	Y	Y		
	Sum of exceedances	0.0 Value exceeds ELV (Y/N)	N	N	N	N	N	N	N	N	N	N	N	N	N	N	N	N	N	N	N	N	N	N	N	N	N	N	N	N	N	N	

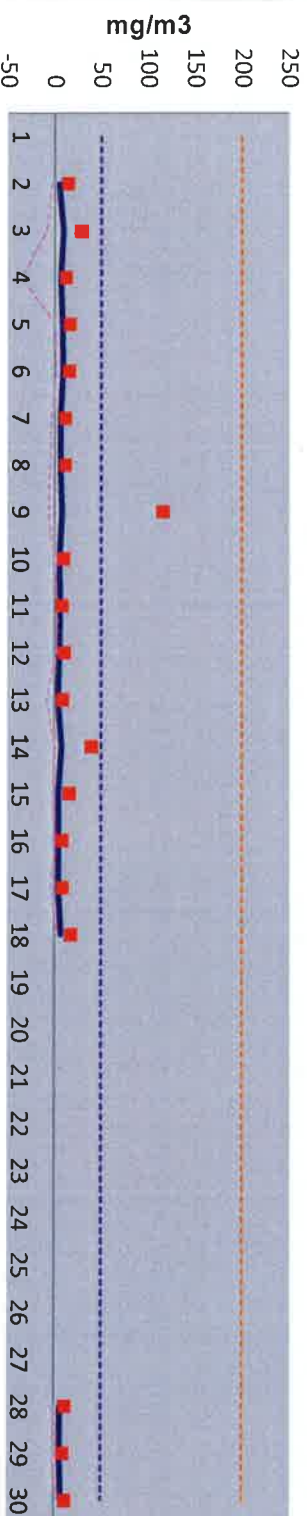

Signed..... Date.....
(authorised to sign as representative of the Operator)

Permit Reference no: AP3538SM
Operator: SITA Limited
Installation: Wrexham Clinical Waste Incinerator

Variation Reference Number: EPR/MP3239FQ/V002
Form Number : Agency Form / A6/ Form Dated 20 October 2011

Reporting of Continuously Monitored Emissions to Air for Sulphur Dioxide from Emission Point A1 for the month of Apr 2013

Daily and Half Hourly
Average Monitoring Data



	Monthly summary	Date	1	2	3	4	5	6	7	8	9	10	11	12	13	14	15	16	17	18	19	20	21	22	23	24	25	26	27	28	29	30
	Half-hour average ELV		200	200	200	200	200	200	200	200	200	200	200	200	200	200	200	200	200	200	200	200	200	200	200	200	200	200	200	200	200	200
Half-hourly average	Monthly maximum	116.2		14.8	28.8	12.4	16.4	15.9	11.6	11.6	11.6	10.1	8.44	10.8	9.05	39.9	16.2	8.71	9.21	18.2										11.8	9.89	12
	Monthly mean	6.5	5.16	9.66	6.83	8.46	9.29	6.56	6.41	8.35	5.39	6.09	5.6	4.2	7.83	4.37	4.86	4.53	7.22										6.38	6.1	7.6	
	Monthly minimum	-34.8	-2.2	-7.6	-35	1.23	2.55	-2.8	-4.5	-5.7	-0.4	3.21	2.05	-7.6	0.61	-1.3	1.16	-2.5	3.25										-0.6	-0.8	2.6	
	Total invalid results	0.0	0	0	0	0	0	0	0	0	0	0	0	0	0	0	0	0	0	0								0	0	0	0	
	Sum of exceedances	0.0	0	0	0	0	0	0	0	0	0	0	0	0	0	0	0	0	0	0								0	0	0	0	
	Daily average ELV		50	50	50	50	50	50	50	50	50	50	50	50	50	50	50	50	50	50								50	50	50	50	50
Daily average	Monthly maximum	9.3	5.16		6.83	8.46	9.29	6.56	6.41	8.35	5.39	6.09	5.6	4.2		4.37	4.86	4.53	7.22										6.38	6.1	7.6	
	No. of invalid days	0.0	Value valid	Y		Y	Y	Y	Y	Y	Y	Y	Y	Y		Y	Y	Y	Y										Y	Y	Y	
	Sum of exceedances	0.0	Value exceeds ELV (Y/N)	N	N	N	N	N	N	N	N	N	N	N	N	N	N	N	N	N									N	N	N	N


Signed..... Date.....
(authorised to sign as representative of the Operator)

Permit Reference no: AP3538SM
Operator: SITA Limited
Installation: Wrexham Clinical Waste Incinerator

Variation Reference Number: EPR/MP3239FQ/V002
Form Number : Agency Form / A7/ Form Dated 20 October 2011

Reporting of Continuously Monitored Emissions to Air for Oxides of Nitrogen from Emission Point A1 for the month of Apr 2013

Daily and Half Hourly
Average Monitoring Data



	Monthly summary	Date	1	2	3	4	5	6	7	8	9	10	11	12	13	14	15	16	17	18	19	20	21	22	23	24	25	26	27	28	29	30	
		Half-hour average ELV																															
Half-hourly average	Monthly maximum	222.1		204.27	222	216	177	175	178	193	176	202	181	171	204			156	152	174										137	128	136	
	Monthly mean	138.3		163.59	149	158	139	140	153	171	152	154	148	99.9	156			127	130	121										114	104	109	
	Monthly minimum	19.9		87.58	19.9	120	108	97.3	126	148	111	121	117	144	116			103	108	42.5										83	72.1	80.4	
	Total invalid results	0.0			0	0	0	0	0	0	0	0	0	0	0	0	0	0	0	0									0	0	0	0	
	Sum of exceedances	0.0			0	0	0	0	0	0	0	0	0	0	0	0	0	0	0	0									0	0	0	0	
		Daily average ELV	400	400	400	400	400	400	400	400	400	400	400	400	400	400	400	400	400	400	400	400	400	400	400	400	400	400	400	400	400	400	400
Daily average	Monthly maximum	171.3		163.59		158	139	140	153	171	152	154	148	99.9	156			127	130	121										114	104	109	
	No. of invalid days	2.0		Y		Y	Y	Y	Y	Y	Y	Y	Y	Y	Y	N	N	Y	Y	Y									Y	Y	Y		
	Sum of exceedances	0.0																															



Signed..... Date.....
(authorised to sign as representative of the Operator)

Permit Reference no: AP3538SM
Operator: SITA Limited
Installation: Wrexham Clinical Waste Incinerator

Variation Reference Number: EPR/MP3239FQ/V002
Form Number : Agency Form / A2/ Form Dated 20 October 2011

Reporting of Continuously Monitored Emissions to Air for Particulates from Emission Point A1 for the month of Apr 2013

Daily and Half Hourly Average Monitoring Data



	Monthly summary	Date	1	2	3	4	5	6	7	8	9	10	11	12	13	14	15	16	17	18	19	20	21	22	23	24	25	26	27	28	29	30		
		Half-hour average ELV	30	30	30	30	30	30	30	30	30	30	30	30	30	30	30	30	30	30	30	30	30	30	30	30	30	30	30	30	30	30		
Half-hourly average	Monthly maximum	6.0		5.96	2.7	2.17	1.09	1.33	1.17	1.53	1.87	1.62	3.88	0.94	1.05	1.84	1.84	1.7	1.13	3.23										2.92	4.47	2.19	30	
	Monthly mean	0.8		1.03	1.23	0.9	0.85	0.77	0.74	0.8	0.82	0.85	-0.3	0.73	0.73	0.75	0.72	0.83	0.69	0.92										1.02	0.98	0.96	30	
	Monthly minimum	-3.0		0.59	0.42	0.63	0.65	0.48	0.55	0.46	0.52	0.55	-3	0.56	0.47	0.45	0.42	0.59	0.37	0.62										0.7	0.65	0.58	30	
	Total invalid results	0.0		0	0	0	0	0	0	0	0	0	0	0	0	0	0	0	0	0										0	0	0	30	
	Sum of exceedances	0.0		0	0	0	0	0	0	0	0	0	0	0	0	0	0	0	0	0									0	0	0	0	30	
		Daily average ELV	10	10	10	10	10	10	10	10	10	10	10	10	10	10	10	10	10	10	10	10	10	10	10	10	10	10	10	10	10	10	10	30
Daily average	Monthly maximum	1.0	Daily average	1.03		0.9	0.85	0.77	0.74	0.8	0.82	0.85	-0.3	0.73	0.73		0.72	0.83	0.69	0.92										1.02	0.98	0.96	30	
	No. of invalid days	0.0	Value valid	Y	Y	Y	Y	Y	Y	Y	Y	Y	Y	Y	Y	Y	Y	Y	Y	Y										Y	Y	Y	30	
	Sum of exceedances	0.0	Value exceeds ELV (Y/N)	N	N	N	N	N	N	N	N	N	N	N	N	N	N	N	N	N	N	N	N	N	N	N	N	N	N	N	N	N	N	30

Signed..... Date.....
(authorised to sign as representative of the Operator)