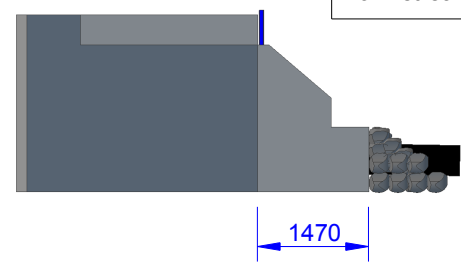
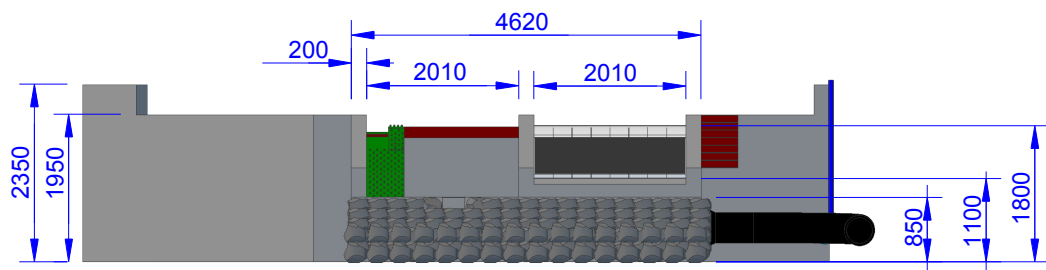


# Gerallt Griffith Intake Overall Dimensions

Point	Level
Top Peg A	202,935
Top Peg B	203,228
Crest	203,335
Base of Screen	202,635
Upstream Water Level at existing step	203,840
Downstream Water Level	201,888

A

A

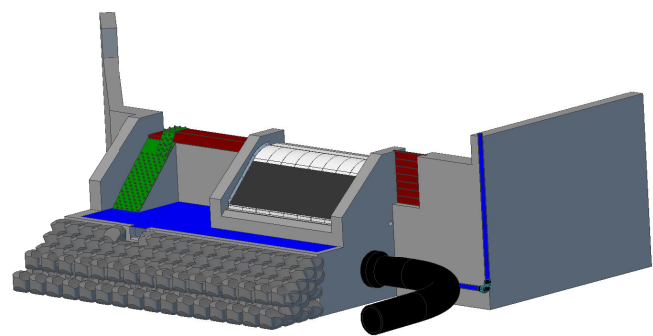
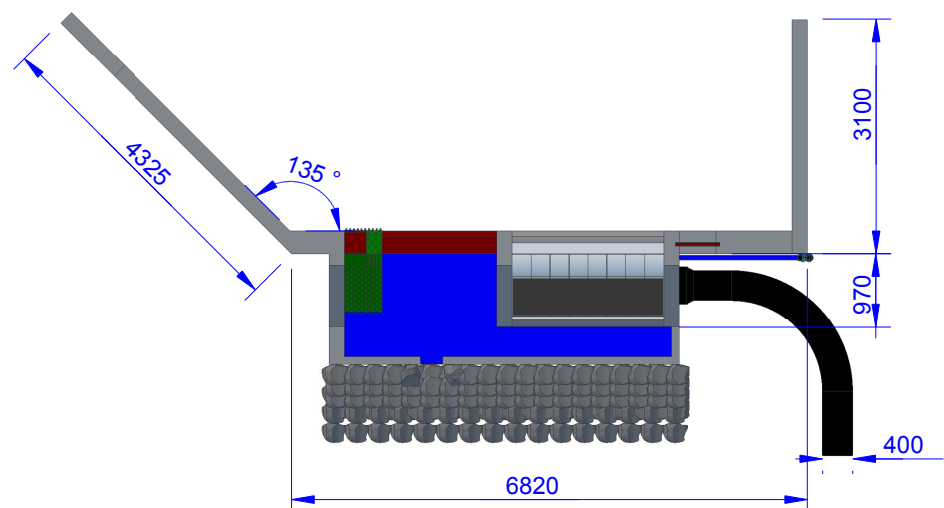


B

B

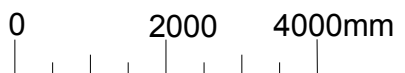
C

C



D

D



All levels relative to Newlyn. All dimensions in mm.

Client : Gerallt Griffith  
 Address : Doluwchadda, Llanfachreth  
 Dolgellau, Gwynedd, LL40 2EH  
 Drawn By : MJP

Date : 08/10/18  
 Scale : 1 : 100 @ A4  
 Drawing No : 18100804  
 Version : 1

Revision Details



Greenearth Hydro Limited  
 PO Box 68, Aberdovey, LL36 6AJ  
 Tel: 07980 670046 [www.greenearthhydro.co.uk](http://www.greenearthhydro.co.uk)  
 Company Registration Number 7417466  
 MCS Hydro Transition Installer 123

1

2

3

6