

Permit Reference no: WP3836ZF

Operator: Tradebe Healthcare National Limited

Installation: Wrexham Clinical Waste Incinerator

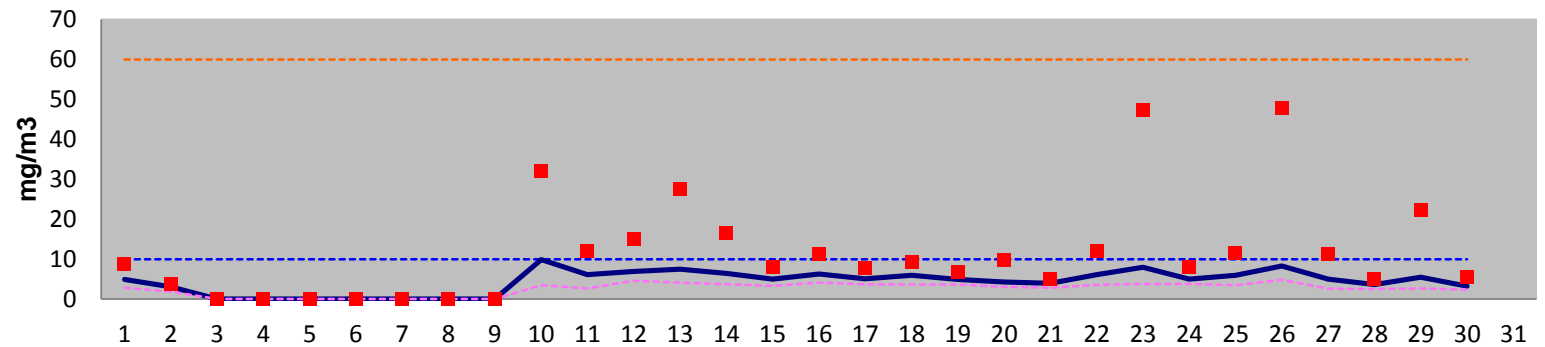
Variation Reference Number: EPR/MP3239FQ/V002

Form Number : Agency Form / A3/ Form Dated 20 October 2011

Reporting of Continuously Monitored Emissions to Air for Hydrogen Chloride from Emission Point A1 for the month of November 20

Daily and Half Hourly Average Monitoring Data

- Daily average ELV
- Half-hour average ELV
- Mean half hour average
- Maximum half hour average
- Minimum half hourly average
- Daily average



	Monthly summary		Date	1	2	3	4	5	6	7	8	9	10	11	12	13	14	15	16	17	18	19	20	21	22	23	24	25	26	27	28	29	30	
			Half-hour average ELV	60	60	60	60	60	60	60	60	60	60	60	60	60	60	60	60	60	60	60	60	60	60	60	60	60	60	60	60	60	60	
Half-hourly average	Monthly maximum	47.9	Maximum half hour average	8.83	3.84	0	0	0	0	0	0	0	32.2	12.1	15	27.7	16.6	8.02	11.2	7.86	9.19	6.75	9.74	4.99	11.9	47.3	7.95	11.5	47.9	11.2	4.86	22.3	5.42	
	Monthly mean	4.4	Mean half hour average	4.89	3.09	0	0	0	0	0	0	0	9.85	6.14	6.92	7.45	6.48	5	6.28	5.07	5.94	4.93	4.31	3.99	6.09	7.96	5.02	5.99	8.31	5.02	3.6	5.47	3.24	
	Monthly minimum	0.0	Minimum half hourly average	2.8	1.87	0	0	0	0	0	0	0	3.47	2.64	4.59	4.12	3.75	3.34	4.11	3.75	3.64	3.66	3.09	2.86	3.52	3.8	3.8	3.49	4.83	2.6	2.55	2.66	2.38	
	Total invalid results	14.0	No. of invalid results	0	0	0	0	0	0	0	0	0	1	13	0	0	0	0	0	0	0	0	0	0	0	0	0	0	0	0	0	0	0	
	Sum of exceedances	0.0	No. of exceedances of ELV	0	0	0	0	0	0	0	0	0	0	0	0	0	0	0	0	0	0	0	0	0	0	0	0	0	0	0	0	0	0	
Daily average			Daily average ELV	10	10	10	10	10	10	10	10	10	10	10	10	10	10	10	10	10	10	10	10	10	10	10	10	10	10	10	10	10	10	
	Monthly maximum	8.3	Daily average	4.89											6.92	7.45	6.48	5	6.28	5.07	5.94	4.93	4.31	3.99	6.09	7.96	5.02	5.99	8.31	5.02	3.6	5.47	3.24	
	No. of invalid days	0.0	Value valid	Y											Y	Y	Y	Y	Y	Y	Y	Y	Y	Y	Y	Y	Y	Y	Y	Y	Y	Y	Y	
	Sum of exceedances	0.0	Value exceeds ELV (Y/N)	N	N	N	N	N	N	N	N	N	N	N	N	N	N	N	N	N	N	N	N	N	N	N	N	N	N	N	N	N	N	N

Signed..... Date.....
(authorised to sign as representative of the Operator)

2nd - 11th shutdown & warm up
30th - Maintenance on FID



Permit Reference no: WP3836ZF

Operator: Tradebe Healthcare National Limited
Installation: Wrexham Clinical Waste Incinerator

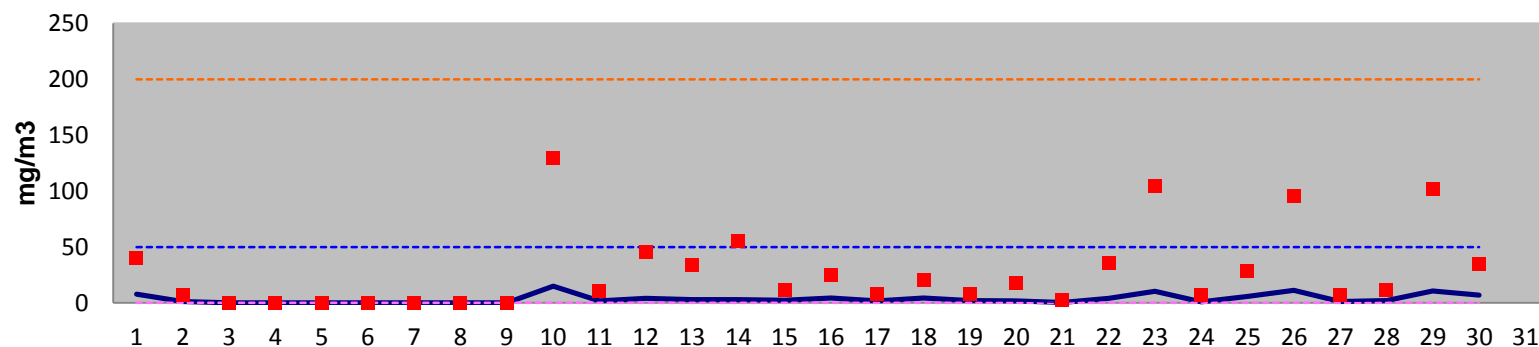
Variation Reference Number: EPR/MP3239FQ/V002

Form Number : Agency Form / A6/ Form Dated 20 October 2011

Reporting of Continuously Monitored Emissions to Air for Sulphur Dioxide from Emission Point A1 for the month of November 201

Daily and Half Hourly Average Monitoring Data

- Daily average ELV
- Half-hour average ELV
- Mean half hour average
- Maximum half hour average
- Minimum half hourly average
- Daily average



	Monthly summary		Date	1	2	3	4	5	6	7	8	9	10	11	12	13	14	15	16	17	18	19	20	21	22	23	24	25	26	27	28	29	30		
			Half-hour average ELV	200	200	200	200	200	200	200	200	200	200	200	200	200	200	200	200	200	200	200	200	200	200	200	200	200	200	200	200	200	200	200	
Half-hourly average	Monthly maximum	129.1	Maximum half hour average	39.7	7.05	0	0	0	0	0	0	0	129	10.8	45.2	33.7	55.5	11.4	24.5	7.9	20.2	8.09	17.3	2.79	35.3	105	6.7	28.6	95.9	7.02	11.3	101	34.4		
	Monthly mean	3.5	Mean half hour average	7.7	1.28	0	0	0	0	0	0	0	15.1	1.94	4.05	2.82	2.95	2.36	4.41	1.71	4.5	2.05	1.76	0.47	4.19	10.4	0.9	5.73	11.3	1.18	2.11	10.7	6.91		
	Monthly minimum	0.0	Minimum half hourly average	0	0	0	0	0	0	0	0	0	0	0	0	0	0	0	0	0	0	0	0	0	0	0	0	0	0	0	0	0	0		
	Total invalid results	16.0	No. of invalid results	0	0	0	0	0	0	0	0	0	1	13	0	0	0	0	0	0	1	0	0	0	0	0	1	0	0	0	0	0	0		
	Sum of exceedances	0.0	No. of exceedances of ELV	0	0	0	0	0	0	0	0	0	0	0	0	0	0	0	0	0	0	0	0	0	0	0	0	0	0	0	0	0	0		
Daily average			Daily average ELV	50	50	50	50	50	50	50	50	50	50	50	50	50	50	50	50	50	50	50	50	50	50	50	50	50	50	50	50	50	50		
	Monthly maximum	11.3	Daily average	7.7											4.05	2.82	2.95	2.36	4.41	1.71	4.5	2.05	1.76	0.47	4.19	10.4	0.9	5.73	11.3	1.18	2.11	10.7	6.91		
	No. of invalid days	0.0	Value valid	Y											Y	Y	Y	Y	Y	Y	Y	Y	Y	Y	Y	Y	Y	Y	Y	Y	Y	Y	Y		
	Sum of exceedances	0.0	Value exceeds ELV (Y/N)	N	N	N	N	N	N	N	N	N	N	N	N	N	N	N	N	N	N	N	N	N	N	N	N	N	N	N	N	N	N	N	

Signed..... Date.....
(authorised to sign as representative of the Operator)

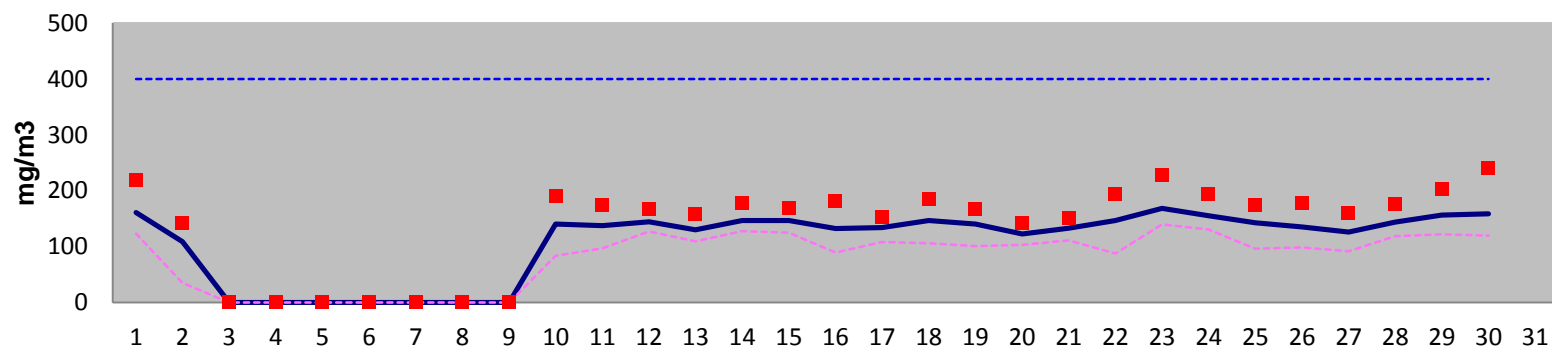
Permit Reference no: WP3836ZF
 Operator: Tradebe Healthcare National Limited
 Installation: Wrexham Clinical Waste Incinerator

Variation Reference Number: EPR/MP3239FQ/V002
 Form Number : Agency Form / A7/ Form Dated 20 October 2011

Reporting of Continuously Monitored Emissions to Air for Oxides of Nitrogen from Emission Point A1 for the month of November 20

Daily and Half Hourly Average Monitoring Data

- Daily average ELV
- Half-hour average ELV
- Mean half hour average
- Maximum half hour average
- Minimum half hourly average
- Daily average



	Monthly summary		Date	1	2	3	4	5	6	7	8	9	10	11	12	13	14	15	16	17	18	19	20	21	22	23	24	25	26	27	28	29	30	
			Half-hour average ELV																															
Half-hourly average	Monthly maximum	240.7	Maximum half hour average	218	142.13	0	0	0	0	0	0	0	190	175	168	158	178	170	181	153	185	168	142	152	194	228	194	173	177	161	177	203	241	
	Monthly mean	108.7	Mean half hour average	161	108.8	0	0	0	0	0	0	0	140	138	145	130	147	147	133	134	147	141	123	133	147	168	156	143	135	126	144	156	159	
	Monthly minimum	0.0	Minimum half hourly average	123	35.25	0	0	0	0	0	0	0	83.6	97	127	109	128	125	89.3	108	106	101	103	111	87.6	140	131	96.5	98.4	91.9	119	122	120	
	Total invalid results	16.0	No. of invalid results	0	0	0	0	0	0	0	0	0	1	13	0	0	0	0	0	0	1	0	0	0	0	0	1	0	0	0	0	0	0	
	Sum of exceedances	0.0	No. of exceedances of ELV	0	0	0	0	0	0	0	0	0	0	0	0	0	0	0	0	0	0	0	0	0	0	0	0	0	0	0	0	0	0	
Daily average			Daily average ELV	400	400	400	400	400	400	400	400	400	400	400	400	400	400	400	400	400	400	400	400	400	400	400	400	400	400	400	400	400	400	
	Monthly maximum	168.4	Daily average	161											145	130	147	147	133	134	147	141	123	133	147	168	156	143	135	126	144	156	159	
	No. of invalid days	0.0	Value valid	Y											Y	Y	Y	Y	Y	Y	Y	Y	Y	Y	Y	Y	Y	Y	Y	Y	Y	Y	Y	
	Sum of exceedances	0.0	Value exceeds ELV (Y/N)	N	N	N	N	N	N	N	N	N	N	N	N	N	N	N	N	N	N	N	N	N	N	N	N	N	N	N	N	N	N	N

Signed..... Date.....
 (authorised to sign as representative of the Operator)

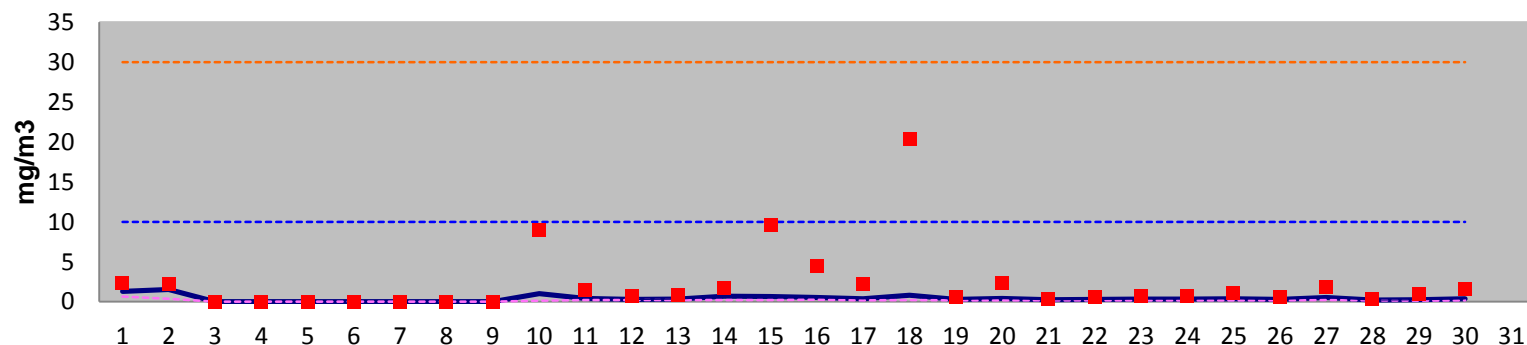
Permit Reference no: WP3836ZF
 Operator: Tradebe Healthcare National Limited
 Installation: Wrexham Clinical Waste Incinerator

Variation Reference Number: EPR/MP3239FQ/V002
 Form Number : Agency Form / A2/ Form Dated 20 October 2011

Reporting of Continuously Monitored Emissions to Air for Particulates from Emission Point A1 for the month of November 2016

Daily and Half Hourly Average Monitoring Data

- Daily average ELV
- Half-hour average ELV
- Mean half hour average
- Maximum half hour average
- Minimum half hourly average
- Daily average



	Monthly summary		Date	1	2	3	4	5	6	7	8	9	10	11	12	13	14	15	16	17	18	19	20	21	22	23	24	25	26	27	28	29	30
			Half-hour average ELV	30	30	30	30	30	30	30	30	30	30	30	30	30	30	30	30	30	30	30	30	30	30	30	30	30	30	30	30	30	30
Half-hourly average	Monthly maximum	20.4	Maximum half hour average	2.27	2.2	0	0	0	0	0	0	0	8.99	1.41	0.69	0.8	1.69	9.55	4.45	2.24	20.4	0.64	2.36	0.37	0.57	0.73	0.67	1.09	0.57	1.84	0.36	0.95	1.55
	Monthly mean	0.4	Mean half hour average	1.28	1.54	0	0	0	0	0	0	0	1	0.42	0.29	0.32	0.68	0.64	0.53	0.37	0.83	0.3	0.43	0.24	0.28	0.33	0.32	0.39	0.28	0.53	0.2	0.25	0.37
	Monthly minimum	0.0	Minimum half hourly average	0.67	0.39	0	0	0	0	0	0	0	0.14	0.23	0.2	0.2	0.23	0.21	0.24	0.19	0.2	0.19	0.18	0.16	0.18	0.17	0.18	0.17	0.16	0.21	0.16	0.14	0.16
	Total invalid results	16.0	No. of invalid results	0	0	0	0	0	0	0	0	0	1	13	0	0	0	0	0	0	1	0	0	0	0	0	1	0	0	0	0	0	0
	Sum of exceedances	0.0	No. of exceedances of ELV	0	0	0	0	0	0	0	0	0	0	0	0	0	0	0	0	0	0	0	0	0	0	0	0	0	0	0	0	0	0
Daily average			Daily average ELV	10	10	10	10	10	10	10	10	10	10	10	10	10	10	10	10	10	10	10	10	10	10	10	10	10	10	10	10	10	10
	Monthly maximum	1.3	Daily average	1.28											0.29	0.32	0.68	0.64	0.53	0.37	0.83	0.3	0.43	0.24	0.28	0.33	0.32	0.39	0.28	0.53	0.2	0.25	0.37
	No. of invalid days	0.0	Value valid	Y											Y	Y	Y	Y	Y	Y	Y	Y	Y	Y	Y	Y	Y	Y	Y	Y	Y	Y	Y
	Sum of exceedances	0.0	Value exceeds ELV (Y/N)	N	N	N	N	N	N	N	N	N	N	N	N	N	N	N	N	N	N	N	N	N	N	N	N	N	N	N	N	N	N

Signed..... Date.....
 (authorised to sign as representative of the Operator)

02 November - going into shutdown

03 - 10 November - shutdown and warm up.
11 November - Plant coming back online, erratic readings

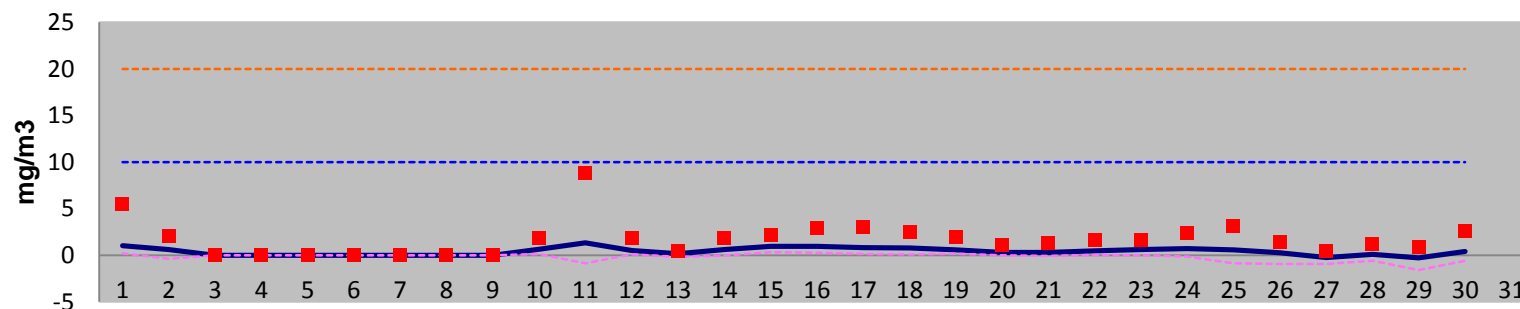
Permit Reference no: WP3836ZF
 Operator: Tradebe Healthcare National Limited
 Installation: Wrexham Clinical Waste Incinerator

Variation Reference Number: EPR/MP3239FQ/V002
 Form Number : Agency Form / A4/ Form Dated 20 October 2011

Reporting of Continuously Monitored Emissions to Air for VOC from Emission Point A1 for the month of November 2016

Daily and Half Hourly Average Monitoring Data

- Daily average ELV
- Half-hour average ELV
- Mean half hour average
- Maximum half hour average
- Minimum half hourly average
- Daily average



	Monthly summary		Date	1	2	3	4	5	6	7	8	9	10	11	12	13	14	15	16	17	18	19	20	21	22	23	24	25	26	27	28	29	30
			Half-hour average ELV	20	20	20	20	20	20	20	20	20	20	20	20	20	20	20	20	20	20	20	20	20	20	20	20	20	20	20	20	20	20
Half-hourly average	Monthly maximum	8.8	Maximum half hour average	5.47	2.08	0	0	0	0	0	0	0	1.8	8.77	1.86	0.43	1.88	2.11	2.9	3.04	2.44	1.98	1.07	1.31	1.61	1.61	2.34	3.11	1.39	0.5	1.23	0.83	2.63
	Monthly mean	0.4	Mean half hour average	1.04	0.6	0	0	0	0	0	0	0	0.63	1.33	0.52	0.15	0.6	0.94	0.97	0.83	0.77	0.59	0.3	0.29	0.46	0.6	0.72	0.57	0.27	-0.2	0.1	-0.3	0.41
	Monthly minimum	-1.6	Minimum half hourly average	0.2	-0.4	0	0	0	0	0	0	0	0.13	-0.9	0.1	-0.2	-0	0.33	0.27	0.13	0.1	0.15	-0	-0.1	0.04	0.01	-0.2	-0.9	-1	-1	-0.6	-1.6	-0.6
	Total invalid results	26.0	No. of invalid results	0	0	0	0	0	0	0	0	0	1	13	0	0	0	0	0	1	0	0	0	0	0	0	1	0	0	0	0	0	10
	Sum of exceedances	0.0	No. of exceedances of ELV	0	0	0	0	0	0	0	0	0	0	0	0	0	0	0	0	0	0	0	0	0	0	0	0	0	0	0	0	0	0
Daily average			Daily average ELV	10	10	10	10	10	10	10	10	10	10	10	10	10	10	10	10	10	10	10	10	10	10	10	10	10	10	10	10	10	10
	Monthly maximum	1.0	Daily average	1.04											0.52	0.15	0.6	0.94	0.97	0.83	0.77	0.59	0.3	0.29	0.46	0.6	0.72	0.57	0.27	-0.2	0.1	-0.3	0.41
	No. of invalid days	0.0	Value valid	Y											Y	Y	Y	Y	Y	Y	Y	Y	Y	Y	Y	Y	Y	Y	Y	Y	Y	Y	Y
	Sum of exceedances	0.0	Value exceeds ELV (Y/N)	N	N	N	N	N	N	N	N	N	N	N	N	N	N	N	N	N	N	N	N	N	N	N	N	N	N	N	N	N	N

Signed..... Date.....
 (authorised to sign as representative of the Operator)

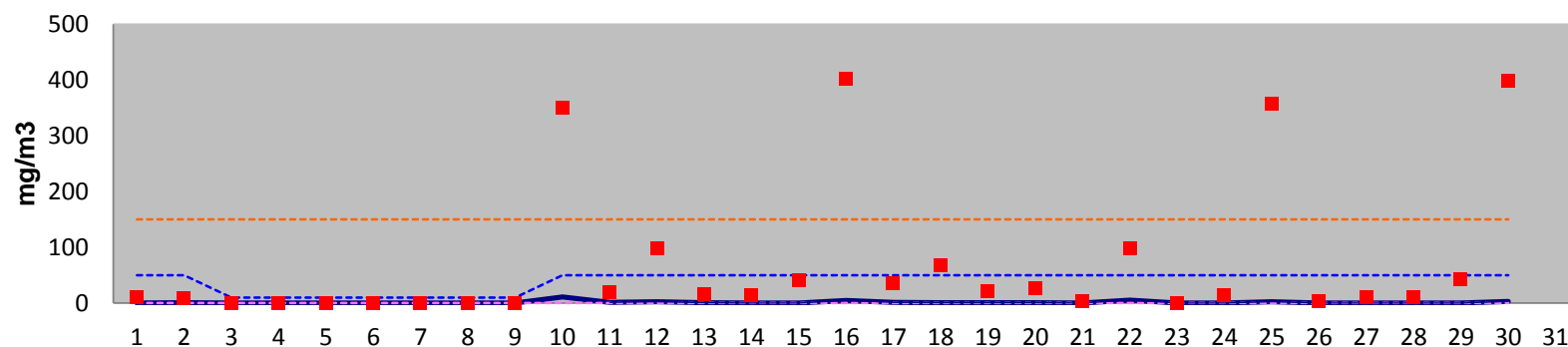
Permit Reference no: WP3836ZF
 Operator: Tradebe Healthcare National Limited
 Installation: Wrexham Clinical Waste Incinerator

Variation Reference Number: EPR/MP3239FQ/V002
 Form Number : Agency Form / A5/ Form Dated 20 October 2011

Reporting of Continuously Monitored Emissions to Air for Carbon Monoxide from Emission Point A1 for the month of November 2016

Daily and 10 minute Average Monitoring Data

- Daily average ELV
- 10 minute average ELV
- Mean 10 minute average
- Maximum 10 minute average
- Minimum 10 minute average
- Daily average



	Monthly summary		Date	1	2	3	4	5	6	7	8	9	10	11	12	13	14	15	16	17	18	19	20	21	22	23	24	25	26	27	28	29	30	
			10 minute average ELV	150	150	150	150	150	150	150	150	150	150	150	150	150	150	150	150	150	150	150	150	150	150	150	150	150	150	150	150	150	150	
10 minute average	Monthly maximum	403.0	Maximum 10 minute average	10.9	8.42	0	0	0	0	0	0	0	351	19.7	98.7	15.6	15	40.8	403	36.2	67	21.6	26.9	3.29	97.44	0.05	14.6	357	3.35	9.77	10.3	42.18	397.87	
	Monthly mean	1.2	Mean 10 minute average	0.16	0.55	0	0	0	0	0	0	0	11.1	1.5	2.22	0.48	0.21	0.46	4.72	1.15	0.79	0.63	0.65	0.09	5.26	0	0.18	2.71	0.06	0.11	0.17	0.32	3.28	
	Monthly minimum	0.0	Minimum 10 minute average	0	0	0	0	0	0	0	0	0	0	0	0	0	0	0	0	0	0	0	0	0	0	0	0	0	0	0	0	0	0	
	Total invalid results	265.0	No. of invalid results	0	0	0	0	0	0	0	0	0	108	13	0	0	0	0	0	14	18	12	12	12	12	0	16	12	12	12	12	0	0	
	Sum of exceedances	4.0	No. of exceedances of ELV	0	0	0	0	0	0	0	0	0	1	0	0	0	0	0	1	0	0	0	0	0	0	0	0	1	0	0	0	0	1	
Daily average			Daily average ELV	50	50	10	10	10	10	10	10	10	50	50	50	50	50	50	50	50	50	50	50	50	50	50	50	50	50	50	50	50	50	
	Monthly maximum	5.3	Daily average	0.16										1.5	2.22	0.48	0.21	0.46	4.72	1.15	0.79	0.63	0.65	0.09	5.26	0	0.18	2.71	0.06	0.11	0.17	0.32	3.28	
	No. of invalid days	0.0	Value valid	Y										Y	Y	Y	Y	Y	Y	Y	Y	Y	Y	Y	Y	Y	Y	Y	Y	Y	Y	Y	Y	
	Sum of exceedances	0.0	Value exceeds ELV (Y/N)	N	N	N	N	N	N	N	N	N	N	N	N	N	N	N	N	N	N	N	N	N	N	N	N	N	N	N	N	N	N	N

Signed..... Date.....
 (authorised to sign as representative of the Operator)

