

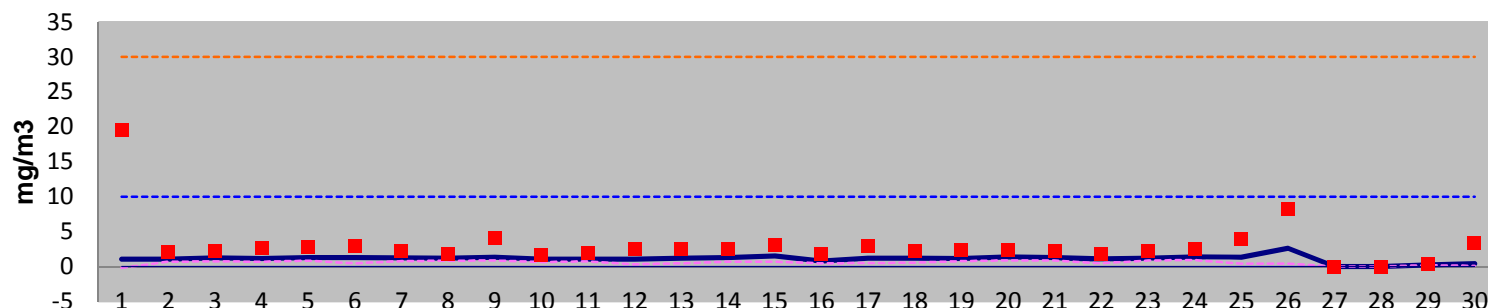
Permit Reference no: WP3836ZF
Operator: Tradebe Healthcare National Limited
Installation: Wrexham Clinical Waste Incinerator

Variation Reference Number: EPR/MP3239FQ/V002
Form Number : Agency Form / A2/ Form Dated 20 October 2011

Reporting of Continuously Monitored Emissions to Air for Particulates from Emission Point A1 for the month of Apr 2016

Daily and Half Hourly Average Monitoring Data

- Daily average ELV
- Half-hour average ELV
- Mean half hour average
- Maximum half hour average
- Minimum half hourly average
- Daily average



	Monthly summary		Date	1	2	3	4	5	6	7	8	9	10	11	12	13	14	15	16	17	18	19	20	21	22	23	24	25	26	27	28	29	30
			Half-hour average ELV	30	30	30	30	30	30	30	30	30	30	30	30	30	30	30	30	30	30	30	30	30	30	30	30	30	30	30	30	30	30
Half-hourly average	Monthly maximum	19.6	Maximum half hour average	19.6	2.04	2.14	2.69	2.8	2.91	2.3	1.73	4.05	1.68	1.97	2.46	2.49	2.45	3.12	1.82	2.91	2.12	2.36	2.4	2.16	1.84	2.2	2.44	3.99	8.3	0	0	0.31	3.41
	Monthly mean	1.1	Mean half hour average	1.07	1.08	1.25	1.17	1.28	1.29	1.25	1.2	1.34	1.07	1.05	1.06	1.2	1.28	1.51	0.8	1.19	1.18	1.15	1.38	1.3	1.13	1.19	1.37	1.36	2.63	0	0	0.23	0.42
	Monthly minimum	-0.2	Minimum half hourly average	-0.2	0.68	0.72	0.7	0.82	0.45	0.77	0.84	0.87	0.66	0.76	0.34	0.45	0.7	0.71	0.47	0.51	0.56	0.79	0.86	0.89	0.49	0.9	0.94	0.42	0.44	0	0	0.19	0.12
	Total invalid results	42.0	No. of invalid results	1	0	0	0	0	0	0	0	0	0	0	0	0	0	0	0	0	0	0	0	1	0	0	0	0	0	0	0	40	0
	Sum of exceedances	0.0	No. of exceedances of ELV	0	0	0	0	0	0	0	0	0	0	0	0	0	0	0	0	0	0	0	0	0	0	0	0	0	0	0	0	0	0
Daily average			Daily average ELV	10	10	10	10	10	10	10	10	10	10	10	10	10	10	10	10	10	10	10	10	10	10	10	10	10	10	10	10	10	10
	Monthly maximum	0.0	Daily average	0	0	0	0	0	0	0	0	0	0	0	0	0	0	0	0	0	0	0	0	0	0	0	0	0	0	0	0	0	0
	No. of invalid days	0.0	Value valid	Y	Y	Y	Y	Y	Y	Y	Y	Y	Y	Y			Y	Y	Y	Y	Y	Y	Y	Y	Y	Y	Y					Y	
	Sum of exceedances	0.0	Value exceeds ELV (Y/N)	N	N	N	N	N	N	N	N	N	N	N	N	N	N	N	N	N	N	N	N	N	N	N	N	N	N	N	N	N	N

Signed..... Date.....
(authorised to sign as representative of the Operator)

1st April - QAL 3

12th April - CEMs service provider carrying out Linearity checks: not charging waste

13th April - CEMs service provider carrying out Linearity checks: not charging waste

21st April - QAL 3

25th April - Boiler Inspection and warm up

26 - 29th April - Shutdown

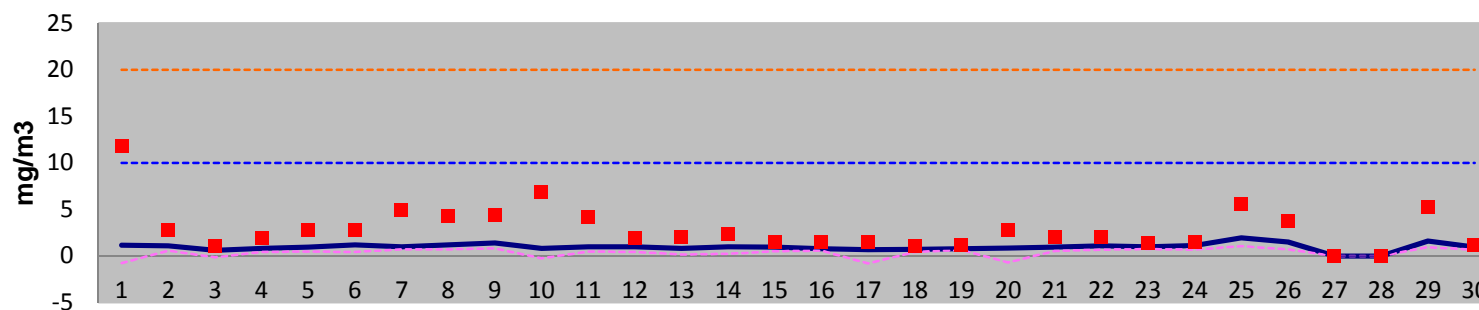
Permit Reference no: WP3836ZF
Operator: Tradebe Healthcare National Limited
Installation: Wrexham Clinical Waste Incinerator

Variation Reference Number: EPR/MP3239FQ/V002
Form Number : Agency Form / A4/ Form Dated 20 October 2011

Reporting of Continuously Monitored Emissions to Air for VOC from Emission Point A1 for the month of Apr 2016

Daily and Half Hourly Average Monitoring Data

- Daily average ELV
- Half-hour average ELV
- Mean half hour average
- Maximum half hour average
- Minimum half hourly average
- Daily average



	Monthly summary		Date	1	2	3	4	5	6	7	8	9	10	11	12	13	14	15	16	17	18	19	20	21	22	23	24	25	26	27	28	29	30
			Half-hour average ELV	20	20	20	20	20	20	20	20	20	20	20	20	20	20	20	20	20	20	20	20	20	20	20	20	20	20	20	20	20	20
Half-hourly average	Monthly maximum	11.8	Maximum half hour average	11.8	2.84	1.06	1.96	2.74	2.84	4.96	4.3	4.4	6.85	4.17	1.87	2	2.31	1.53	1.46	1.45	1.04	1.23	2.76	2.07	2.04	1.39	1.47	5.55	3.75	0	0	5.27	1.23
	Monthly mean	1.0	Mean half hour average	1.15	1.1	0.61	0.83	0.95	1.2	1	1.21	1.4	0.82	0.99	1	0.83	1	0.95	0.8	0.69	0.7	0.8	0.85	0.95	1.09	0.99	1.12	1.94	1.51	0	0	1.61	0.94
	Monthly minimum	-0.8	Minimum half hourly average	-0.8	0.58	-0.2	0.43	0.46	0.44	0.73	0.71	0.81	-0.3	0.48	0.45	0.16	0.23	0.52	0.58	-0.8	0.45	0.64	-0.7	0.54	0.68	0.76	0.69	1.07	0.73	0	0	0.95	0.65
	Total invalid results	222.0	No. of invalid results	2	0	0	0	0	0	0	0	0	0	0	0	12	10	0	0	0	0	0	0	1	0	0	0	30	31	48	48	40	0
	Sum of exceedances	0.0	No. of exceedances of ELV	0	0	0	0	0	0	0	0	0	0	0	0	0	0	0	0	0	0	0	0	0	0	0	0	0	0	0	0	0	0
Daily average			Daily average ELV	10	10	10	10	10	10	10	10	10	10	10	10	10	10	10	10	10	10	10	10	10	10	10	10	10	10	10	10	10	10
	Monthly maximum	1.9	Daily average	1.15	1.1	0.61	0.83	0.95	1.2	1	1.21	1.4	0.82	0.99	1	0.83	1	0.95	0.8	0.69	0.7	0.8	0.85	0.95	1.09	0.99	1.12	1.94	1.51	0	0	1.61	0.94
	No. of invalid days	0.0	Value valid	Y	Y	Y	Y	Y	Y	Y	Y	Y	Y	Y			Y	Y	Y	Y	Y	Y	Y	Y	Y	Y	Y					Y	
	Sum of exceedances	0.0	Value exceeds ELV (Y/N)	N	N	N	N	N	N	N	N	N	N	N	N	N	N	N	N	N	N	N	N	N	N	N	N	N	N	N	N	N	N

Signed..... Date.....
(authorised to sign as representative of the Operator)

Permit Reference no: WP3836ZF

Operator: Tradebe Healthcare National Limited

Installation: Wrexham Clinical Waste Incinerator

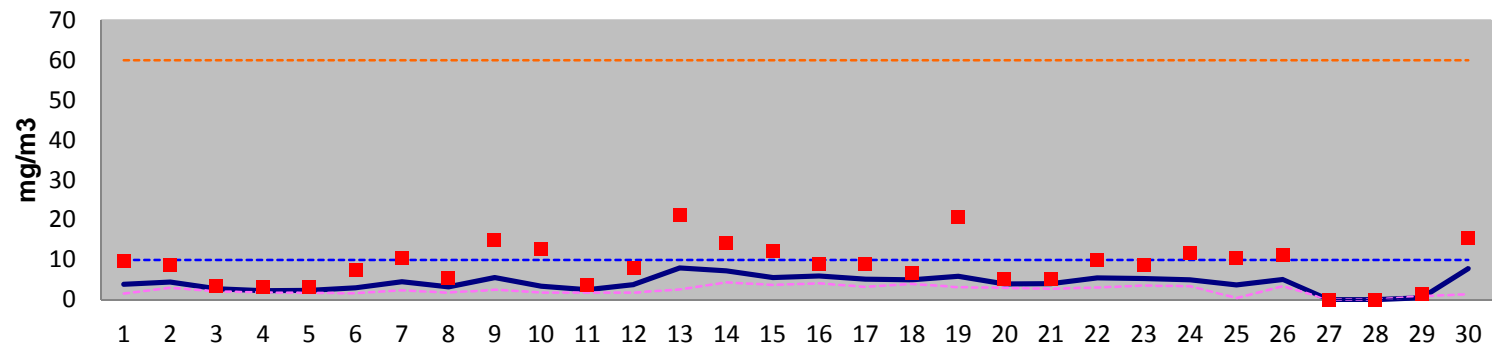
Variation Reference Number: EPR/MP3239FQ/V002

Form Number : Agency Form / A3/ Form Dated 20 October 2011

Reporting of Continuously Monitored Emissions to Air for Hydrogen Chloride from Emission Point A1 for the month of Apr 2016

Daily and Half Hourly Average Monitoring Data

- Daily average ELV
- Half-hour average ELV
- Mean half hour average
- Maximum half hour average
- Minimum half hourly average
- Daily average



	Monthly summary		Date	1	2	3	4	5	6	7	8	9	10	11	12	13	14	15	16	17	18	19	20	21	22	23	24	25	26	27	28	29	30	
			Half-hour average ELV	60	60	60	60	60	60	60	60	60	60	60	60	60	60	60	60	60	60	60	60	60	60	60	60	60	60	60	60	60	60	
Half-hourly average	Monthly maximum	21.2	Maximum half hour average	9.69	8.75	3.51	3.31	3.02	7.53	10.3	5.33	14.8	12.6	3.56	7.82	21.2	14.3	12.2	8.88	8.77	6.64	20.7	5.09	5.23	9.93	8.53	11.6	10.5	11.1	0	0	1.49	15.6	
	Monthly mean	4.2	Mean half hour average	3.86	4.47	2.77	2.3	2.34	3	4.51	3.21	5.59	3.41	2.52	3.77	7.94	7.22	5.58	5.98	5.17	5.01	5.84	3.94	4.01	5.47	5.31	4.98	3.68	5.07	0	0	0.49	7.8	
	Monthly minimum	0.0	Minimum half hourly average	1.58	2.97	2.11	1.88	1.69	1.6	2.33	1.77	2.51	1.76	1.79	1.76	2.57	4.38	3.75	4.12	3.23	3.93	3.16	3.01	2.72	3.06	3.53	3.43	0.4	3.42	0	0	0.88	1.35	
	Total invalid results	221.0	No. of invalid results	1	0	0	0	0	0	0	0	0	0	0	0	12	10	0	0	0	0	0	0	0	1	0	0	0	30	31	48	48	40	0
	Sum of exceedances	0.0	No. of exceedances of ELV	0	0	0	0	0	0	0	0	0	0	0	0	0	0	0	0	0	0	0	0	0	0	0	0	0	0	0	0	0	0	0
Daily average			Daily average ELV	10	10	10	10	10	10	10	10	10	10	10	10	10	10	10	10	10	10	10	10	10	10	10	10	10	10	10	10	10	10	10
	Monthly maximum	7.9	Daily average	3.86	4.47	2.77	2.3	2.34	3	4.51	3.21	5.59	3.41	2.52	3.77	7.94	7.22	5.58	5.98	5.17	5.01	5.84	3.94	4.01	5.47	5.31	4.98	3.68	5.07	0	0	0.49	7.8	
	No. of invalid days	0.0	Value valid	Y	Y	Y	Y	Y	Y	Y	Y	Y	Y	Y			Y	Y	Y	Y	Y	Y	Y	Y	Y	Y	Y						Y	
	Sum of exceedances	0.0	Value exceeds ELV (Y/N)	N	N	N	N	N	N	N	N	N	N	N	N	N	N	N	N	N	N	N	N	N	N	N	N	N	N	N	N	N	N	N

Signed..... Date.....
(authorised to sign as representative of the Operator)

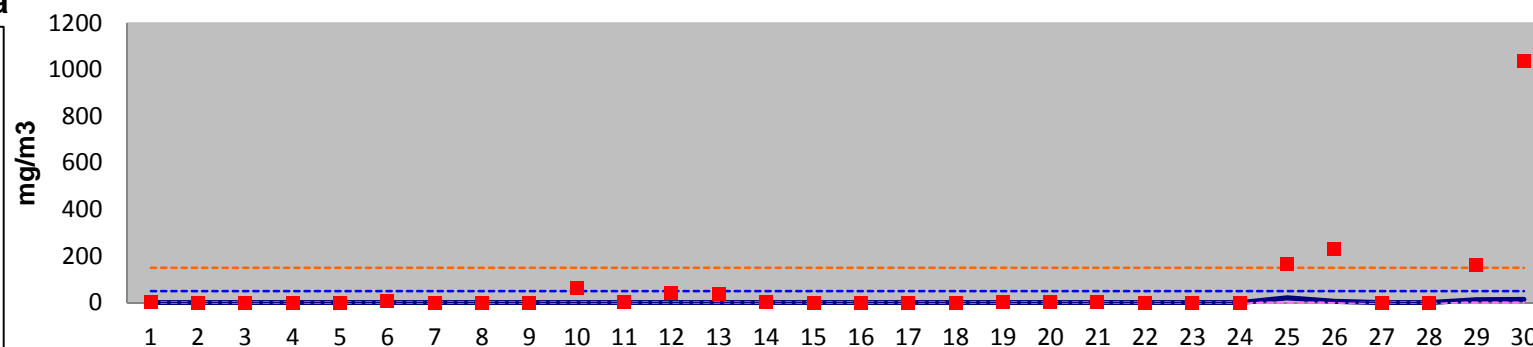
Permit Reference no: WP3836ZF
Operator: Tradebe Healthcare National Limited
Installation: Wrexham Clinical Waste Incinerator

Variation Reference Number: EPR/MP3239FQ/V002
Form Number : Agency Form / A5/ Form Dated 20 October 2011

Reporting of Continuously Monitored Emissions to Air for Carbon Monoxide from Emission Point A1 for the month of Apr 2016

Daily and 10 minute Average Monitoring Data

- Daily average ELV
- 10 minute average ELV
- Mean 10 minute average
- Maximum 10 minute average
- Minimum 10 minute average
- Daily average



	Monthly summary		Date	1	2	3	4	5	6	7	8	9	10	11	12	13	14	15	16	17	18	19	20	21	22	23	24	25	26	27	28	29	30
			10 minute average ELV	150	150	150	150	150	150	150	150	150	150	150	150	150	150	150	150	150	150	150	150	150	150	150	150	150	150	150	150	150	150
10 minute average	Monthly maximum	1039.0	Maximum 10 minute average	4.5	0.25	0	0	0.06	5.46	0.06	0	0.13	63.5	3.37	40.9	37.2	2.28	0	0	0.05	0	0.64	4.39	1.46	0	0	0	165	231	0	0	162	1039
	Monthly mean	1.9	Mean 10 minute average	0.1	0	0	0	0	0.06	0	0	0	0.63	0.03	0.54	0.59	0.02	0	0	0	0	0	0.03	0.01	0	0	0	21.5	5.41	0	0	12.9	14.79
	Monthly minimum	0.0	Minimum 10 minute average	0	0	0	0	0	0	0	0	0	0	0	0	0	0	0	0	0	0	0	0	0	0	0	0	0	0	0	0	0	0
	Total invalid results	661.0	No. of invalid results	2	0	0	0	0	0	0	0	0	0	0	0	36	30	0	0	0	0	0	0	2	0	0	0	90	93	144	144	120	0
	Sum of exceedances	6.0	No. of exceedances of ELV	0	0	0	0	0	0	0	0	0	0	0	0	0	0	0	0	0	0	0	0	0	0	0	0	1	1	0	0	1	3
Daily average			Daily average ELV	50	50	50	50	50	50	50	50	50	50	50	50	50	50	50	50	50	50	50	50	50	50	50	50	50	50	50	50	50	50
	Monthly maximum	21.5	Daily average	0.1	0	0	0	0	0.06	0	0	0	0.63	0.03	0.54	0.59	0.02	0	0	0	0	0	0.03	0.01	0	0	0	21.5	5.41	0	0	12.9	14.79
	No. of invalid days	0.0	Value valid	Y	Y	Y	Y	Y	Y	Y	Y	Y	Y	Y			Y	Y	Y	Y	Y	Y	Y	Y	Y	Y						Y	
	Sum of exceedances	0.0	Value exceeds ELV (Y/N)	N	N	N	N	N	N	N	N	N	N	N	N	N	N	N	N	N	N	N	N	N	N	N	N	N	N	N	N	N	N

Signed..... Date.....
(authorised to sign as representative of the Operator)

Permit Reference no: WP3836ZF

Operator: Tradebe Healthcare National Limited
Installation: Wrexham Clinical Waste Incinerator

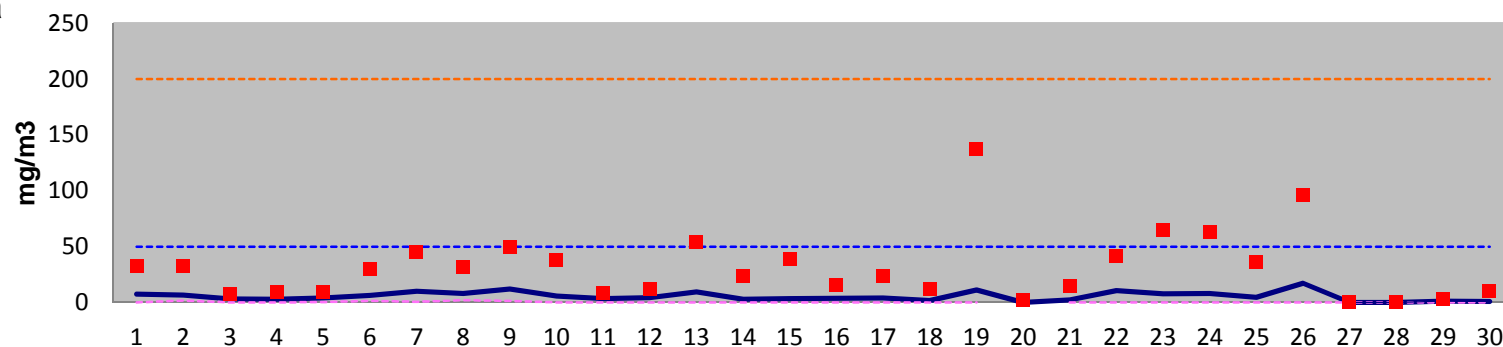
Variation Reference Number: EPR/MP3239FQ/V002

Form Number : Agency Form / A6/ Form Dated 20 October 2011

Reporting of Continuously Monitored Emissions to Air for Sulphur Dioxide from Emission Point A1 for the month of Apr 2016

Daily and Half Hourly Average Monitoring Data

- Daily average ELV
- Half-hour average ELV
- Mean half hour average
- Maximum half hour average
- Minimum half hourly average
- Daily average



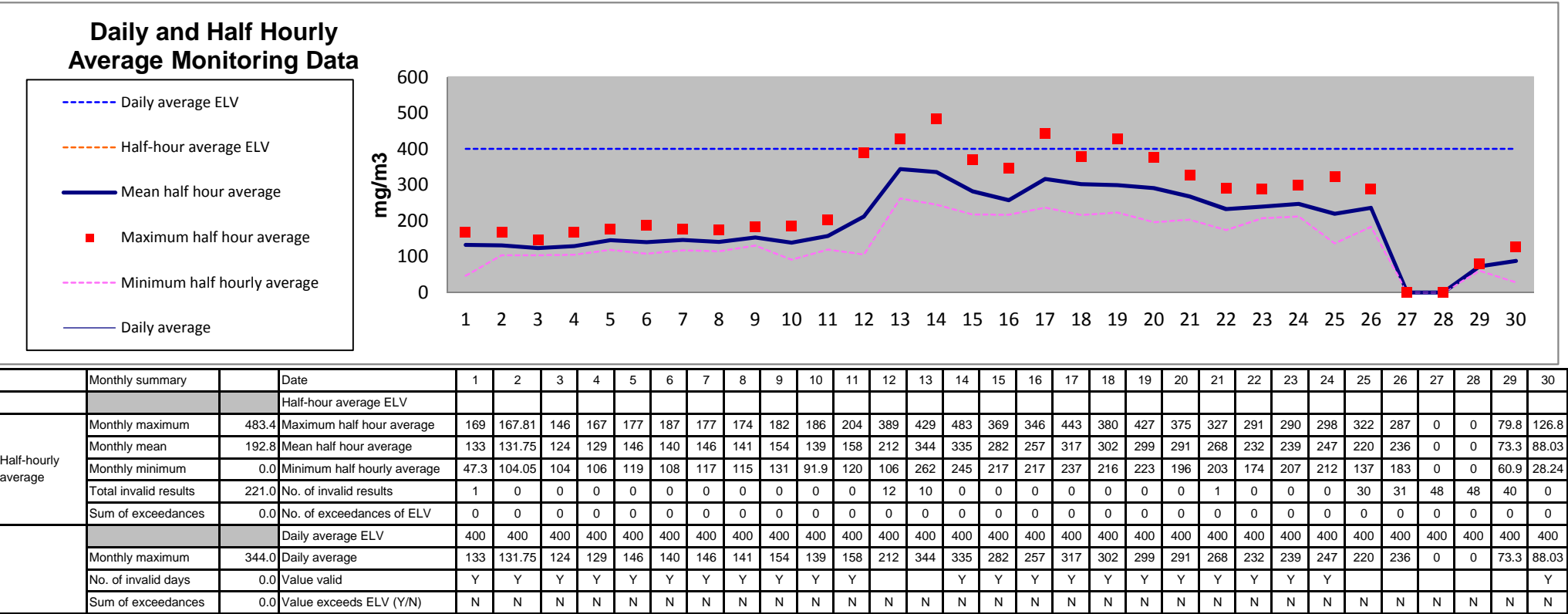
	Monthly summary		Date	1	2	3	4	5	6	7	8	9	10	11	12	13	14	15	16	17	18	19	20	21	22	23	24	25	26	27	28	29	30
			Half-hour average ELV	200	200	200	200	200	200	200	200	200	200	200	200	200	200	200	200	200	200	200	200	200	200	200	200	200	200	200	200	200	200
Half-hourly average	Monthly maximum	137.1	Maximum half hour average	32.9	32.4	7.01	9.34	9.62	30.1	45.6	31.4	49.6	38	8.64	12.3	54.2	23.9	38.7	16.1	24.1	12.2	137	2.21	14.7	41.1	64.6	63.2	35.8	96.2	0	0	3.04	10.16
	Monthly mean	5.5	Mean half hour average	7.45	6.65	3.38	2.91	4.06	6.32	10.2	8.09	12.1	5.83	3.45	4.48	9.43	2.93	3.61	3.82	4.11	1.8	11.2	0	2.42	10.6	7.84	8.22	4.7	17.2	0	0	1.14	0.93
	Monthly minimum	0.0	Minimum half hourly average	0	1.76	0	0	0.44	1.56	0.79	2.23	1.66	0	0	0	0	0	0.06	0.08	0	0	0		0	0	0	0	0	0.01	0	0	0.2	0
	Total invalid results	221.0	No. of invalid results	1	0	0	0	0	0	0	0	0	0	0	12	10	0	0	0	0	0	0	0	1	0	0	0	30	31	48	48	40	0
	Sum of exceedances	0.0	No. of exceedances of ELV	0	0	0	0	0	0	0	0	0	0	0	0	0	0	0	0	0	0	0	0	0	0	0	0	0	0	0	0	0	0
Daily average			Daily average ELV	50	50	50	50	50	50	50	50	50	50	50	50	50	50	50	50	50	50	50	50	50	50	50	50	50	50	50	50	50	50
	Monthly maximum	17.2	Daily average	7.45	6.65	3.38	2.91	4.06	6.32	10.2	8.09	12.1	5.83	3.45	4.48	9.43	2.93	3.61	3.82	4.11	1.8	11.2	0	2.42	10.6	7.84	8.22	4.7	17.2	0	0	1.14	0.93
	No. of invalid days	0.0	Value valid	Y	Y	Y	Y	Y	Y	Y	Y	Y	Y	Y			Y	Y	Y	Y	Y	Y	Y	Y	Y	Y	Y					Y	
	Sum of exceedances	0.0	Value exceeds ELV (Y/N)	N	N	N	N	N	N	N	N	N	N	N	N	N	N	N	N	N	N	N	N	N	N	N	N	N	N	N	N	N	N

Signed..... Date.....
(authorised to sign as representative of the Operator)

Permit Reference no: WP3836ZF
Operator: Tradebe Healthcare National Limited
Installation: Wrexham Clinical Waste Incinerator

Variation Reference Number: EPR/MP3239FQ/V002
Form Number : Agency Form / A7/ Form Dated 20 October 2011

Reporting of Continuously Monitored Emissions to Air for Oxides of Nitrogen from Emission Point A1 for the month of Apr 2016



Signed..... Date.....
(authorised to sign as representative of the Operator)