

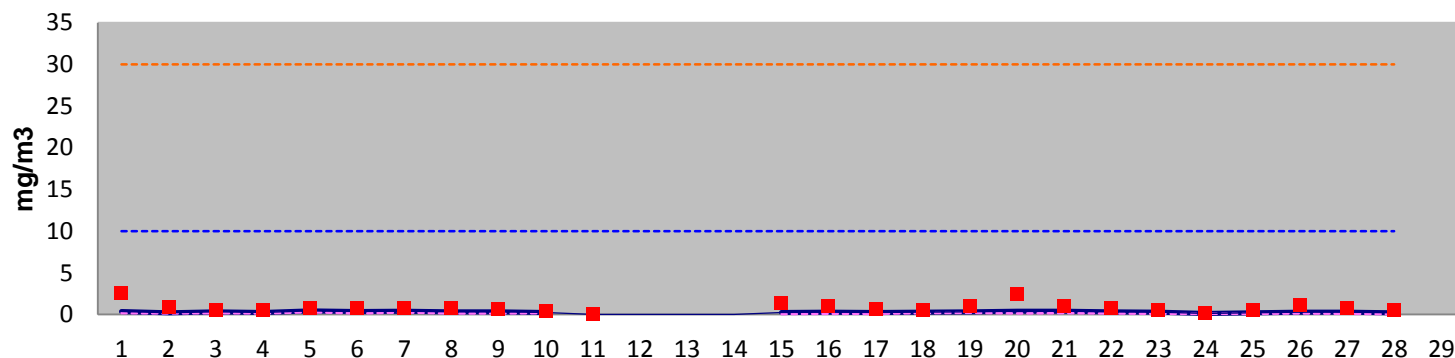
Permit Reference no: WP3836ZF
 Operator: Tradebe Healthcare National Limited
 Installation: Wrexham Clinical Waste Incinerator

Variation Reference Number: EPR/MP3239FQ/V002
 Form Number : Agency Form / A2/ Form Dated 20 October 2011

Reporting of Continuously Monitored Emissions to Air for Particulates from Emission Point A1 for the month of Feb 2018

Daily and Half Hourly Average Monitoring Data

- Daily average ELV
- Half-hour average ELV
- Mean half hour average
- Maximum half hour average
- Minimum half hourly average
- Daily average



	Monthly summary		Date	1	2	3	4	5	6	7	8	9	10	11	12	13	14	15	16	17	18	19	20	21	22	23	24	25	26	27	28		
			Half-hour average ELV	30	30	30	30	30	30	30	30	30	30	30	30	30	30	30	30	30	30	30	30	30	30	30	30	30	30	30	30		
Half-hourly average	Monthly maximum	2.6	Maximum half hour average	2.58	0.91	0.5	0.56	0.78	0.73	0.73	0.71	0.68	0.41	Shutdown				1.33	1	0.6	0.51	1.03	2.48	0.99	0.82	0.52	0.21	0.49	1.17	0.72	0.53		
	Monthly mean	0.3	Mean half hour average	0.38	0.21	0.33	0.24	0.44	0.35	0.4	0.33	0.33	0.24					0.24	0.3	0.25	0.3	0.33	0.4	0.39	0.31	0.28	0.13	0.2	0.27	0.3	0.22		
	Monthly minimum	0.1	Minimum half hourly average	0.18	0.14	0.17	0.15	0.29	0.13	0.25	0.14	0.14	0.16					0.06	0.1	0.1	0.19	0.2	0.14	0.18	0.12	0.11	0.1	0.11	0.12	0.1	0.07		
	Total invalid results	9.0	No. of invalid results	5	2	0	0	0	0	0	0	0	0	0	0	0	0	0	0	0	0	0	0	0	0	0	0	0	0	0	0	2	
	Sum of exceedances	0.0	No. of exceedances of ELV	0	0	0	0	0	0	0	0	0	0	0	0	0	0	0	0	0	0	0	0	0	0	0	0	0	0	0	0	0	
Daily average			Daily average ELV	10	10	10	10	10	10	10	10	10	10	10	10	10	10	10	10	10	10	10	10	10	10	10	10	10	10	10	10		
	Monthly maximum	0.4	Daily average	0.38	0.21	0.33	0.24	0.44	0.35	0.4	0.33	0.33	0.24	0	0	0	0	0.24	0.3	0.25	0.3	0.33	0.4	0.39	0.31	0.28	0.13	0.2	0.27	0.3	0.22		
	No. of invalid days	0.0	Value valid	Y	Y	Y	Y	Y	Y	Y	Y	Y						Y	Y	Y	Y	Y	Y	Y	Y		Y	Y	Y	Y			
	Sum of exceedances	0.0	Value exceeds ELV (Y/N)	N	N	N	N	N	N	N	N	N	N	N	N	N	N	N	N	N	N	N	N	N	N	N	N	N	N	N	N	N	

0.3

Signed..... Date.....
 (authorised to sign as representative of the Operator)

1st February - Cbiss Engineer carrying out maintenance.

2nd February - Cbiss Engineer on site carrying out maintenance.

10th - 15th February - Shutdown

28th february - QAL3

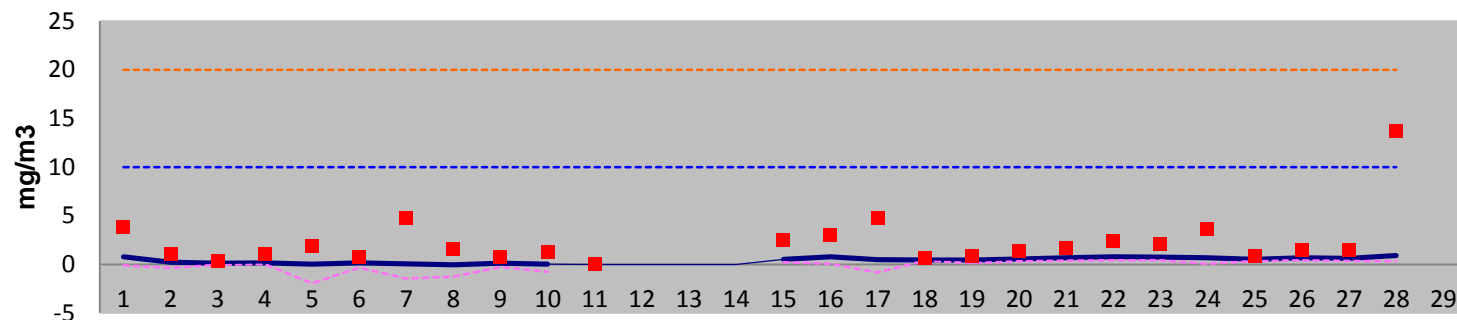
Permit Reference no: WP3836ZF
 Operator: Tradebe Healthcare National Limited
 Installation: Wrexham Clinical Waste Incinerator

Variation Reference Number: EPR/MP3239FQ/V002
 Form Number : Agency Form / A4/ Form Dated 20 October 2011

Reporting of Continuously Monitored Emissions to Air for VOC from Emission Point A1 for the month of Feb 2018

Daily and Half Hourly Average Monitoring Data

- Daily average ELV
- Half-hour average ELV
- Mean half hour average
- Maximum half hour average
- - - Minimum half hourly average
- Daily average



	Monthly summary		Date	1	2	3	4	5	6	7	8	9	10	11	12	13	14	15	16	17	18	19	20	21	22	23	24	25	26	27	28		
			Half-hour average ELV	20	20	20	20	20	20	20	20	20	20	20	20	20	20	20	20	20	20	20	20	20	20	20	20	20	20	20	20		
Half-hourly average	Monthly maximum	13.7	Maximum half hour average	3.77	1.04	0.32	1.07	1.84	0.76	4.73	1.53	0.68	1.23	Shutdown				2.55	3.02	4.78	0.58	0.89	1.31	1.6	2.41	2.04	3.62	0.82	1.4	1.42	13.7		
	Monthly mean	0.4	Mean half hour average	0.79	0.21	0.11	0.14	0.03	0.14	0.06	-0.1	0.1	0.02					0.52	0.78	0.47	0.46	0.44	0.53	0.69	0.79	0.75	0.66	0.51	0.67	0.6	0.91		
	Monthly minimum	-2.0	Minimum half hourly average	-0.1	-0.4	-0.1	0.02	-2	-0.4	-1.5	-1.3	-0.3	-0.8					0.2	0.06	-0.9	0.39	0.13	0.31	0.37	0.41	0.4	0.04	0.36	0.4	0.33	0.32		
	Total invalid results	9.0	No. of invalid results	5	2	0	0	0	0	0	0	0	0	0	0	0	0	0	0	0	0	0	0	0	0	0	0	0	0	0	0	2	
	Sum of exceedances	0.0	No. of exceedances of ELV	0	0	0	0	0	0	0	0	0	0	0	0	0	0	0	0	0	0	0	0	0	0	0	0	0	0	0	0	0	
Daily average			Daily average ELV	10	10	10	10	10	10	10	10	10	10	10	10	10	10	10	10	10	10	10	10	10	10	10	10	10	10	10	10		
	Monthly maximum	0.9	Daily average	0.79	0.21	0.11	0.14	0.03	0.14	0.06	-0.1	0.1	0.02	0	0	0	0	0.52	0.78	0.47	0.46	0.44	0.53	0.69	0.79	0.75	0.66	0.51	0.67	0.6	0.91		
	No. of invalid days	0.0	Value valid		Y	Y	Y	Y	Y	Y	Y	Y							Y	Y	Y	Y	Y	Y	Y	Y	Y	Y	Y	Y	Y		
	Sum of exceedances	0.0	Value exceeds ELV (Y/N)	N	N	N	N	N	N	N	N	N	N	N	N	N	N	N	N	N	N	N	N	N	N	N	N	N	N	N	N	N	

0.4

Signed..... Date.....

(authorised to sign as representative of the Operator)

Permit Reference no: WP3836ZF

Operator: Tradebe Healthcare National Limited

Installation: Wrexham Clinical Waste Incinerator

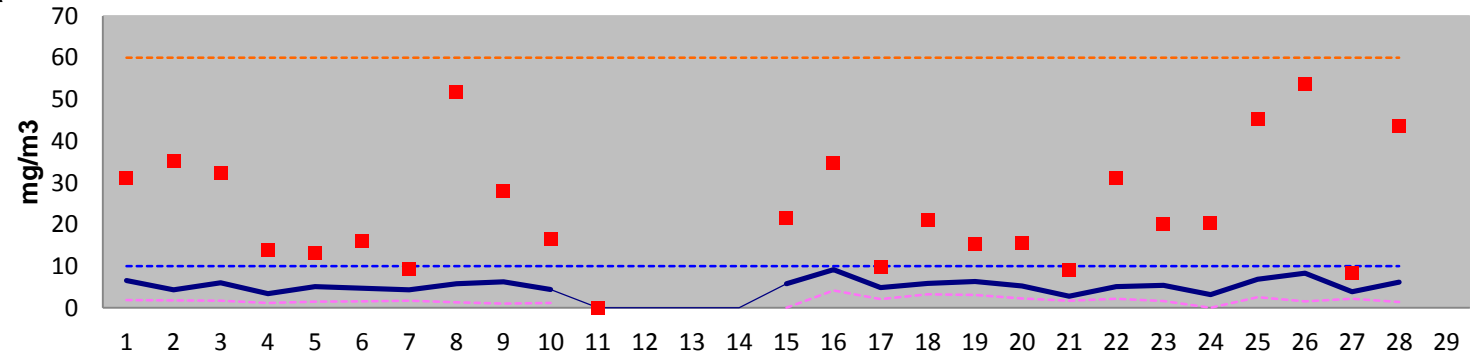
Variation Reference Number: EPR/MP3239FQ/V002

Form Number : Agency Form / A3/ Form Dated 20 October 2011

Reporting of Continuously Monitored Emissions to Air for Hydrogen Chloride from Emission Point A1 for the month of Feb 2018

Daily and Half Hourly Average Monitoring Data

- Daily average ELV
- Half-hour average ELV
- Mean half hour average
- Maximum half hour average
- Minimum half hourly average
- Daily average



	Monthly summary		Date	1	2	3	4	5	6	7	8	9	10	11	12	13	14	15	16	17	18	19	20	21	22	23	24	25	26	27	28		
			Half-hour average ELV	60	60	60	60	60	60	60	60	60	60	60	60	60	60	60	60	60	60	60	60	60	60	60	60	60	60	60	60	60	
Half-hourly average	Monthly maximum	53.6	Maximum half hour average	31.2	35.3	32.2	13.8	13.1	16.1	9.19	51.7	27.9	16.5	Shutdown				21.4	34.7	9.72	21.1	15.3	15.4	9.12	31.2	20.2	20.3	45.2	53.6	8.41	43.7		
	Monthly mean	5.4	Mean half hour average	6.56	4.33	6.04	3.39	5.14	4.69	4.3	5.79	6.26	4.43					5.83	9.19	4.88	5.87	6.36	5.23	2.81	5.11	5.44	3.2	6.84	8.32	3.88	6.17		
	Monthly minimum	0.0	Minimum half hourly average	1.85	1.81	1.75	1.22	1.51	1.61	1.69	1.37	1.02	1.16					0.05	4.21	2.08	3.23	3.11	2.27	1.73	2.16	1.64	0	2.58	1.61	2.19	1.39		
	Total invalid results	9.0	No. of invalid results	5	2	0	0	0	0	0	0	0	0	0	0	0	0	0	0	0	0	0	0	0	0	0	0	0	0	0	0	2	
	Sum of exceedances	0.0	No. of exceedances of ELV	0	0	0	0	0	0	0	0	0	0	0	0	0	0	0	0	0	0	0	0	0	0	0	0	0	0	0	0	0	
Daily average			Daily average ELV	10	10	10	10	10	10	10	10	10	10	10	10	10	10	10	10	10	10	10	10	10	10	10	10	10	10	10	10	10	
	Monthly maximum	9.2	Daily average	6.56	4.33	6.04	3.39	5.14	4.69	4.3	5.79	6.26	4.43	0	0	0	0	5.83	9.19	4.88	5.87	6.36	5.23	2.81	5.11	5.44	3.2	6.84	8.32	3.88	6.17		
	No. of invalid days	0.0	Value valid		Y	Y	Y	Y	Y	Y	Y	Y	Y						Y	Y	Y	Y	Y	Y	Y	Y	Y	Y	Y	Y	Y		
	Sum of exceedances	0.0	Value exceeds ELV (Y/N)	N	N	N	N	N	N	N	N	N	N	N	N	N	N	N	N	N	N	N	N	N	N	N	N	N	N	N	N	N	

5.4

Signed..... Date.....

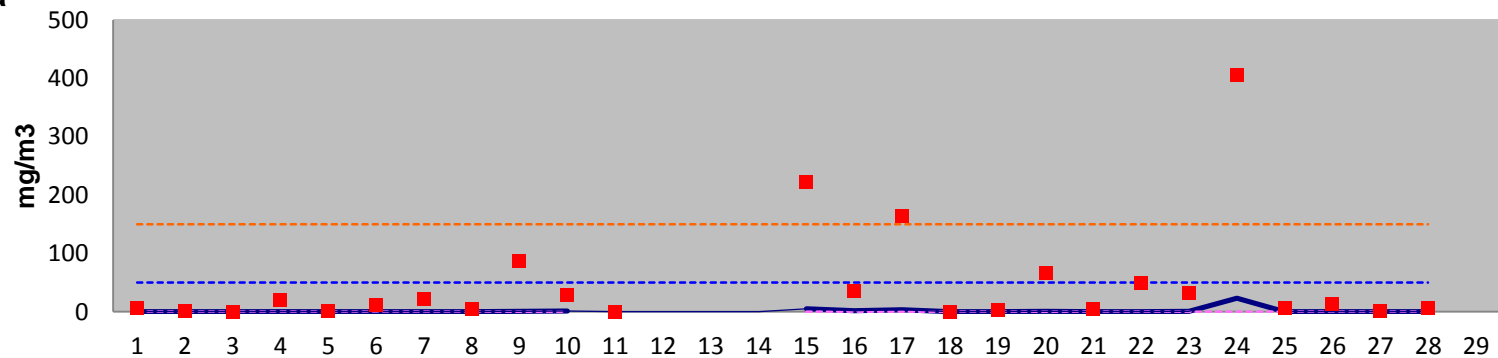
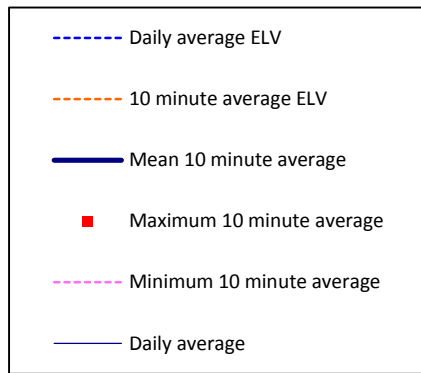
(authorised to sign as representative of the Operator)

Permit Reference no: WP3836ZF
 Operator: Tradebe Healthcare National Limited
 Installation: Wrexham Clinical Waste Incinerator

Variation Reference Number: EPR/MP3239FQ/V002
 Form Number : Agency Form / A5/ Form Dated 20 October 2011

Reporting of Continuously Monitored Emissions to Air for Carbon Monoxide from Emission Point A1 for the month of Feb 2018

Daily and 10 minute Average Monitoring Data



	Monthly summary		Date	1	2	3	4	5	6	7	8	9	10	11	12	13	14	15	16	17	18	19	20	21	22	23	24	25	26	27	28		
			10 minute average ELV	150	150	150	150	150	150	150	150	150	150	150	150	150	150	150	150	150	150	150	150	150	150	150	150	150	150	150	150	150	
10 minute average	Monthly maximum	405.2	Maximum 10 minute average	6.39	0.3	0.16	20.91	0.73	11.7	22.6	3.6	86.9	28.2	Shutdown				221	35.81	164	0.18	2.95	66.4	4.46	49.54	32.3	405	7.24	13.7	0.6	5.6		
	Monthly mean	1.6	Mean 10 minute average	0.07	0.01	0	0.15	0.01	0.16	0.32	0.08	1.08	1.17					5.14	1.65	3.39	0	0.04	1.02	0.08	0.39	0.8	23.5	0.1	0.12	0.01	0.19		
	Monthly minimum	0.0	Minimum 10 minute average	0	0	0	0	0	0	0	0	0	0					0	0	0	0	0	0	0	0	0	0	0	0	0	0		
	Total invalid results	12.0	No. of invalid results	10	1	0	0	0	0	0	0	0	0	0	0	0	0	0	0	0	0	0	0	0	0	0	0	0	0	0	0	1	
	Sum of exceedances	6.0	No. of exceedances of ELV	0	0	0	0	0	0	0	0	0	0	0	0	0	0	0	2	0	1	0	0	0	0	0	0	3	0	0	0	0	
Daily average			Daily average ELV	50	50	50	50	50	50	50	50	50	50	50	50	50	50	50	50	50	50	50	50	50	50	50	50	50	50	50	50		
	Monthly maximum	23.5	Daily average	0.07	0.01	0	0.15	0.01	0.16	0.32	0.08	1.08	1.17	0	0	0	0	5.14	1.65	3.39	0	0.04	1.02	0.08	0.39	0.8	23.5	0.1	0.12	0.01	0.19		
	No. of invalid days	0.0	Value valid		Y	Y	Y	Y	Y	Y	Y	Y							Y	Y	Y	Y	Y	Y	Y	Y	Y	Y	Y	Y	Y		
	Sum of exceedances	0.0	Value exceeds ELV (Y/N)	N	N	N	N	N	N	N	N	N	N	N	N	N	N	N	N	N	N	N	N	N	N	N	N	N	N	N	N	N	

1.6

Signed..... Date.....

(authorised to sign as representative of the Operator)

Permit Reference no: WP3836ZF

Operator: Tradebe Healthcare National Limited

Installation: Wrexham Clinical Waste Incinerator

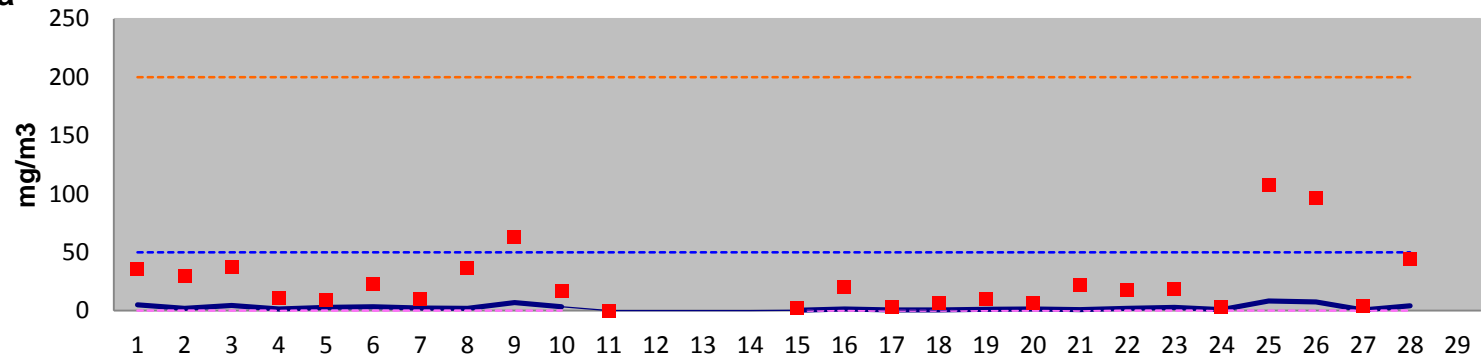
Variation Reference Number: EPR/MP3239FQ/V002

Form Number : Agency Form / A6/ Form Dated 20 October 2011

Reporting of Continuously Monitored Emissions to Air for Sulphur Dioxide from Emission Point A1 for the month of Feb 2018

Daily and Half Hourly Average Monitoring Data

- Daily average ELV
- Half-hour average ELV
- Mean half hour average
- Maximum half hour average
- Minimum half hourly average
- Daily average



	Monthly summary		Date	1	2	3	4	5	6	7	8	9	10	11	12	13	14	15	16	17	18	19	20	21	22	23	24	25	26	27	28		
			Half-hour average ELV	200	200	200	200	200	200	200	200	200	200	200	200	200	200	200	200	200	200	200	200	200	200	200	200	200	200	200	200	200	
Half-hourly average	Monthly maximum	107.7	Maximum half hour average	35.8	29.7	37.4	10.4	9.27	22.8	9.8	36.4	63.1	16.9	Shutdown				1.98	20.4	3.42	6.95	10.1	6.36	21.8	17.8	18.3	3.22	108	96.7	3.76	44.3		
	Monthly mean	2.8	Mean half hour average	5.16	1.96	4.58	1.53	2.75	3.35	2.35	1.95	7.08	3.31					0.36	1.47	0.66	0.8	1.27	1.46	1.04	1.95	2.81	0.89	8.42	7.62	0.78	4.38		
	Monthly minimum	0.0	Minimum half hourly average	0	0	0	0	0.23	0	0.03	0	0	0					0	0	0	0	0	0.23	0.02	0.06	0	0	0	0	0.01	0		
	Total invalid results	9.0	No. of invalid results	5	2	0	0	0	0	0	0	0	0	0	0	0	0	0	0	0	0	0	0	0	0	0	0	0	0	0	2		
	Sum of exceedances	0.0	No. of exceedances of ELV	0	0	0	0	0	0	0	0	0	0	0	0	0	0	0	0	0	0	0	0	0	0	0	0	0	0	0	0	0	
Daily average			Daily average ELV	50	50	50	50	50	50	50	50	50	50	50	50	50	50	50	50	50	50	50	50	50	50	50	50	50	50	50	50		
	Monthly maximum	8.4	Daily average	5.16	1.96	4.58	1.53	2.75	3.35	2.35	1.95	7.08	3.31	0	0	0	0	0.36	1.47	0.66	0.8	1.27	1.46	1.04	1.95	2.81	0.89	8.42	7.62	0.78	4.38		
	No. of invalid days	0.0	Value valid		Y	Y	Y	Y	Y	Y	Y	Y	Y						Y	Y	Y	Y	Y	Y	Y	Y	Y	Y	Y	Y	Y		
	Sum of exceedances	0.0	Value exceeds ELV (Y/N)	N	N	N	N	N	N	N	N	N	N	N	N	N	N	N	N	N	N	N	N	N	N	N	N	N	N	N	N	N	

2.8

Signed..... Date.....

(authorised to sign as representative of the Operator)

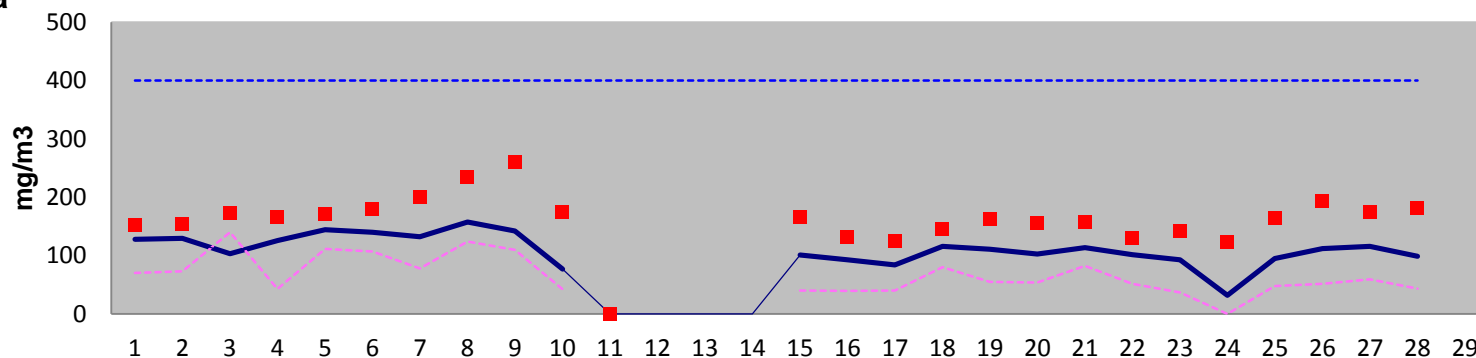
Permit Reference no: WP3836ZF
 Operator: Tradebe Healthcare National Limited
 Installation: Wrexham Clinical Waste Incinerator

Variation Reference Number: EPR/MP3239FQ/V002
 Form Number : Agency Form / A7/ Form Dated 20 October 2011

Reporting of Continuously Monitored Emissions to Air for Oxides of Nitrogen from Emission Point A1 for the month of Feb 2018

Daily and Half Hourly Average Monitoring Data

- Daily average ELV
- Half-hour average ELV
- Mean half hour average
- Maximum half hour average
- Minimum half hourly average
- Daily average



	Monthly summary		Date	1	2	3	4	5	6	7	8	9	10	11	12	13	14	15	16	17	18	19	20	21	22	23	24	25	26	27	28		
			Half-hour average ELV																														
Half-hourly average	Monthly maximum	260.3	Maximum half hour average	152	154.27	173	167	171	179	200	234	260	175	Shutdown				166	132	126	145	163	156	157	130	142	123	165	193	175	181		
	Monthly mean	110.5	Mean half hour average	128	129.63	103	126	144	140	133	158	142	77.2					101	93.2	84	116	111	103	114	102	92.9	31.8	95	112	116	98.7		
	Monthly minimum	0.1	Minimum half hourly average	70.4	73.41	140	43	112	107	78.1	124	110	42.5					40.3	39.9	40.3	80.5	54.9	54.2	82.3	52	36.9	0.09	48.2	51.9	59.5	43.5		
	Total invalid results	9.0	No. of invalid results	5	2	0	0	0	0	0	0	0	0	0	0	0	0	0	0	0	0	0	0	0	0	0	0	0	0	0	0	2	
	Sum of exceedances	0.0	No. of exceedances of ELV	0	0	0	0	0	0	0	0	0	0	0	0	0	0	0	0	0	0	0	0	0	0	0	0	0	0	0	0	0	
Daily average			Daily average ELV	400	400	400	400	400	400	400	400	400	400	400	400	400	400	400	400	400	400	400	400	400	400	400	400	400	400	400	400		
	Monthly maximum	157.6	Daily average	128	129.63	103	126	144	140	133	158	142	77.2	0	0	0	0	101	93.2	84	116	111	103	114	102	92.9	31.8	95	112	116	98.7		
	No. of invalid days	0.0	Value valid		Y	Y	Y	Y	Y	Y	Y	Y	Y						Y	Y	Y	Y	Y	Y	Y	Y	Y	Y	Y	Y	Y		
	Sum of exceedances	0.0	Value exceeds ELV (Y/N)	N	N	N	N	N	N	N	N	N	N	N	N	N	N	N	N	N	N	N	N	N	N	N	N	N	N	N	N	N	

110.5

Signed..... Date.....

(authorised to sign as representative of the Operator)