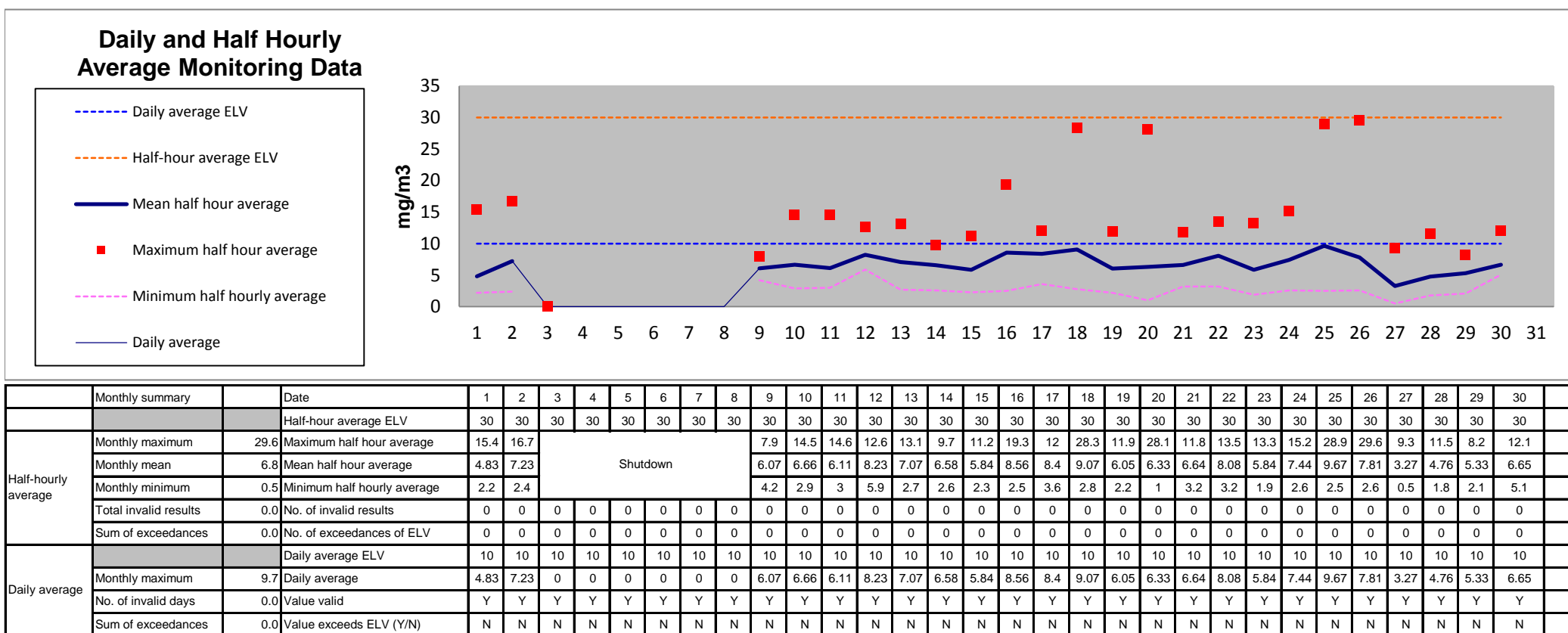


Permit Reference no: WP3836ZF
 Operator: Tradebe Healthcare National Limited
 Installation: Wrexham Clinical Waste Incinerator

Variation Reference Number: EPR/MP3239FQ/V002
 Form Number : Agency Form / A2/ Form Dated 20 October 2011

Reporting of Continuously Monitored Emissions to Air for Particulates from Emission Point A1 for the month of June 2018



Signed..... Date.....
 (authorised to sign as representative of the Operator)

2nd June - Plant going in to Shutdown.

09th June Plant back on line

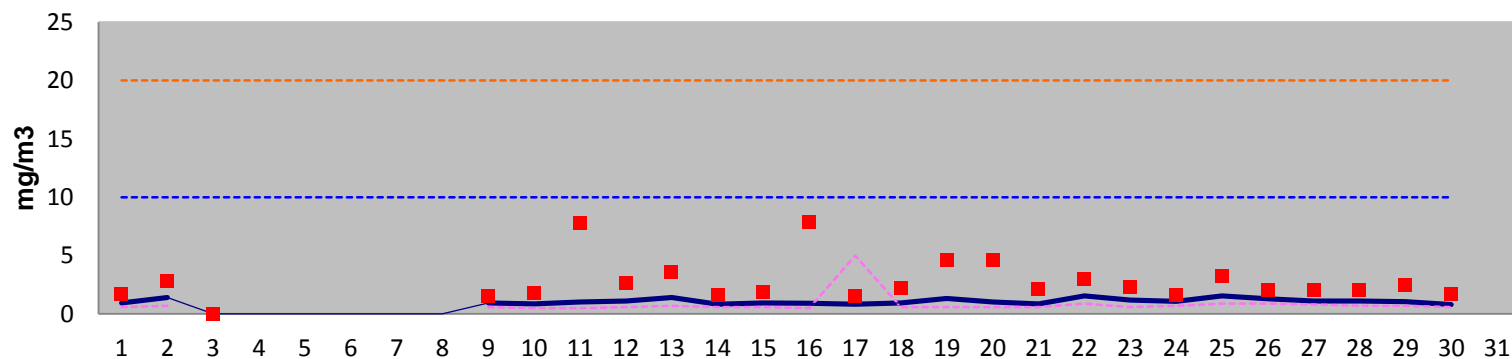
Permit Reference no: WP3836ZF
 Operator: Tradebe Healthcare National Limited
 Installation: Wrexham Clinical Waste Incinerator

Variation Reference Number: EPR/MP3239FQ/V002
 Form Number : Agency Form / A4/ Form Dated 20 October 2011

Reporting of Continuously Monitored Emissions to Air for VOC from Emission Point A1 for the month of June 2018

Daily and Half Hourly Average Monitoring Data

- Daily average ELV
- Half-hour average ELV
- Mean half hour average
- Maximum half hour average
- Minimum half hourly average
- Daily average



	Monthly summary		Date	1	2	3	4	5	6	7	8	9	10	11	12	13	14	15	16	17	18	19	20	21	22	23	24	25	26	27	28	29	30	
			Half-hour average ELV	20	20	20	20	20	20	20	20	20	20	20	20	20	20	20	20	20	20	20	20	20	20	20	20	20	20	20	20	20	20	
Half-hourly average	Monthly maximum	7.9	Maximum half hour average	1.7	2.8	Shutdown						1.5	1.8	7.8	2.6	3.6	1.6	1.9	7.9	1.5	2.2	4.6	4.6	2.1	3	2.3	1.6	3.2	2	2	2	2.5	1.7	
	Monthly mean	1.1	Mean half hour average	0.94	1.42							0.94	0.85	1.04	1.1	1.42	0.84	0.94	0.92	0.84	0.94	1.34	1.04	0.87	1.56	1.19	1.07	1.54	1.31	1.1	1.1	1.06	0.82	
	Monthly minimum	0.5	Minimum half hourly average	0.6	0.7							0.6	0.5	0.5	0.6	0.7	0.6	0.6	0.5	5	0.6	0.6	0.6	0.6	0.9	0.6	0.7	0.9	0.9	0.8	0.7	0.7	0.6	
	Total invalid results	0.0	No. of invalid results	0	0	0	0	0	0	0	0	0	0	0	0	0	0	0	0	0	0	0	0	0	0	0	0	0	0	0	0	0		
	Sum of exceedances	0.0	No. of exceedances of ELV	0	0	0	0	0	0	0	0	0	0	0	0	0	0	0	0	0	0	0	0	0	0	0	0	0	0	0	0	0	0	
Daily average			Daily average ELV	10	10	10	10	10	10	10	10	10	10	10	10	10	10	10	10	10	10	10	10	10	10	10	10	10	10	10	10	10		
	Monthly maximum	1.6	Daily average	0.94	1.42	0	0	0	0	0	0	0.94	0.85	1.04	1.1	1.42	0.84	0.94	0.92	0.84	0.94	1.34	1.04	0.87	1.56	1.19	1.07	1.54	1.31	1.1	1.1	1.06	0.82	
	No. of invalid days	0.0	Value valid	Y	Y	Y	Y	Y	Y	Y	Y	Y	Y	Y	Y	Y	Y	Y	Y	Y	Y	Y	Y	Y	Y	Y	Y	Y	Y	Y	Y	Y		
	Sum of exceedances	0.0	Value exceeds ELV (Y/N)	N	N	N	N	N	N	N	N	N	N	N	N	N	N	N	N	N	N	N	N	N	N	N	N	N	N	N	N	N	N	

Signed..... Date.....

(authorised to sign as representative of the Operator)

Permit Reference no: WP3836ZF

Operator: Tradebe Healthcare National Limited

Installation: Wrexham Clinical Waste Incinerator

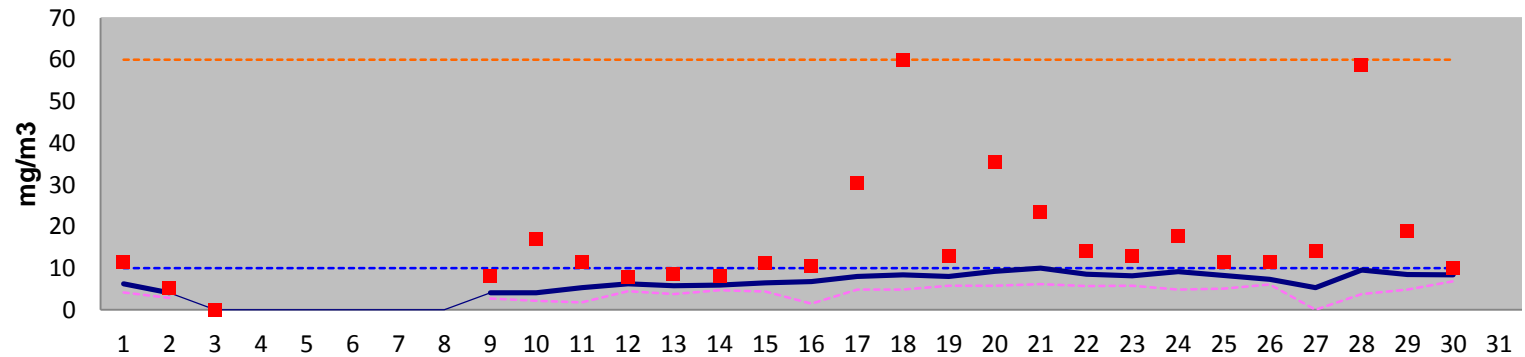
Variation Reference Number: EPR/MP3239FQ/V002

Form Number : Agency Form / A3/ Form Dated 20 October 2011

Reporting of Continuously Monitored Emissions to Air for Hydrogen Chloride from Emission Point A1 for the month of June 2018

Daily and Half Hourly Average Monitoring Data

- Daily average ELV
- Half-hour average ELV
- Mean half hour average
- Maximum half hour average
- Minimum half hourly average
- Daily average



	Monthly summary		Date	1	2	3	4	5	6	7	8	9	10	11	12	13	14	15	16	17	18	19	20	21	22	23	24	25	26	27	28	29	30		
			Half-hour average ELV	60	60	60	60	60	60	60	60	60	60	60	60	60	60	60	60	60	60	60	60	60	60	60	60	60	60	60	60	60	60	60	
Half-hourly average	Monthly maximum	59.9	Maximum half hour average	11.5	5.2	Shutdown							8	17	11.4	7.9	8.7	8.1	11.1	10.6	30.5	59.9	12.9	35.5	23.4	14.1	13	17.7	11.4	11.4	14.2	58.8	18.9	9.9	
	Monthly mean	7.2	Mean half hour average	6.25	4.08								4.08	4.12	5.33	6.24	5.82	5.96	6.47	6.77	8.02	8.41	8	9.28	9.99	8.57	8.15	9.2	8.24	7.34	5.3	9.52	8.47	8.4	
	Monthly minimum	0.0	Minimum half hourly average	4.2	2.9								2.7	2.2	1.8	4.5	3.8	4.7	4.4	1.5	4.9	4.9	5.8	5.8	6.2	5.7	5.8	4.9	5.1	6.1	0	3.8	4.9	6.9	
	Total invalid results	0.0	No. of invalid results	0	0	0	0	0	0	0	0	0	0	0	0	0	0	0	0	0	0	0	0	0	0	0	0	0	0	0	0	0	0	0	
	Sum of exceedances	0.0	No. of exceedances of ELV	0	0	0	0	0	0	0	0	0	0	0	0	0	0	0	0	0	0	0	0	0	0	0	0	0	0	0	0	0	0	0	0
Daily average			Daily average ELV	10	10	10	10	10	10	10	10	10	10	10	10	10	10	10	10	10	10	10	10	10	10	10	10	10	10	10	10	10	10	10	
	Monthly maximum	10.0	Daily average	6.25	4.08	0	0	0	0	0	0	4.08	4.12	5.33	6.24	5.82	5.96	6.47	6.77	8.02	8.41	8	9.28	9.99	8.57	8.15	9.2	8.24	7.34	5.3	9.52	8.47	8.4		
	No. of invalid days	0.0	Value valid	Y	Y	Y	Y	Y	Y	Y	Y	Y	Y	Y	Y	Y	Y	Y	Y	Y	Y	Y	Y	Y	Y	Y	Y	Y	Y	Y	Y	Y	Y	Y	
	Sum of exceedances	0.0	Value exceeds ELV (Y/N)	N	N	N	N	N	N	N	N	N	N	N	N	N	N	N	N	N	N	N	N	N	N	N	N	N	N	N	N	N	N	N	N

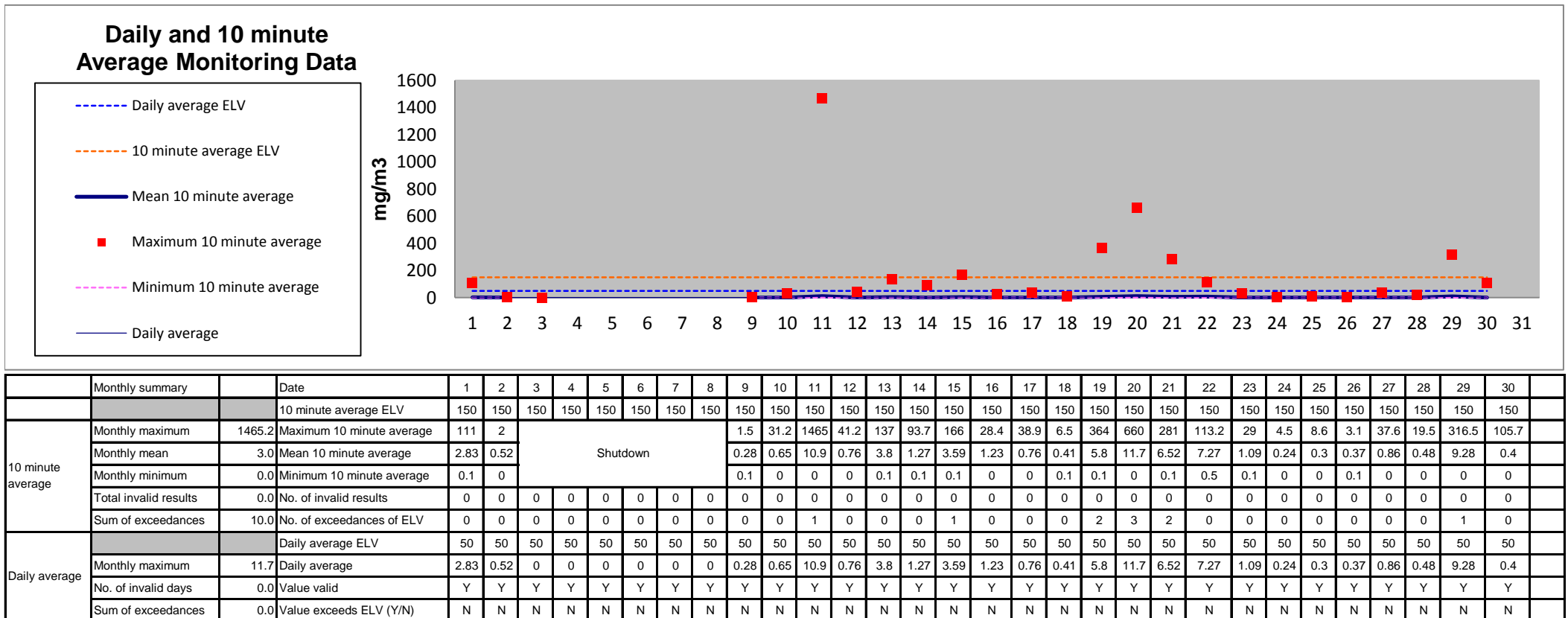
Signed..... Date.....

(authorised to sign as representative of the Operator)

Permit Reference no: WP3836ZF
 Operator: Tradebe Healthcare National Limited
 Installation: Wrexham Clinical Waste Incinerator

Variation Reference Number: EPR/MP3239FQ/V002
 Form Number : Agency Form / A5/ Form Dated 20 October 2011

Reporting of Continuously Monitored Emissions to Air for Carbon Monoxide from Emission Point A1 for the month of June 2018



Signed..... Date.....

(authorised to sign as representative of the Operator)

|

|

|

Permit Reference no: WP3836ZF

Operator: Tradebe Healthcare National Limited
Installation: Wrexham Clinical Waste Incinerator

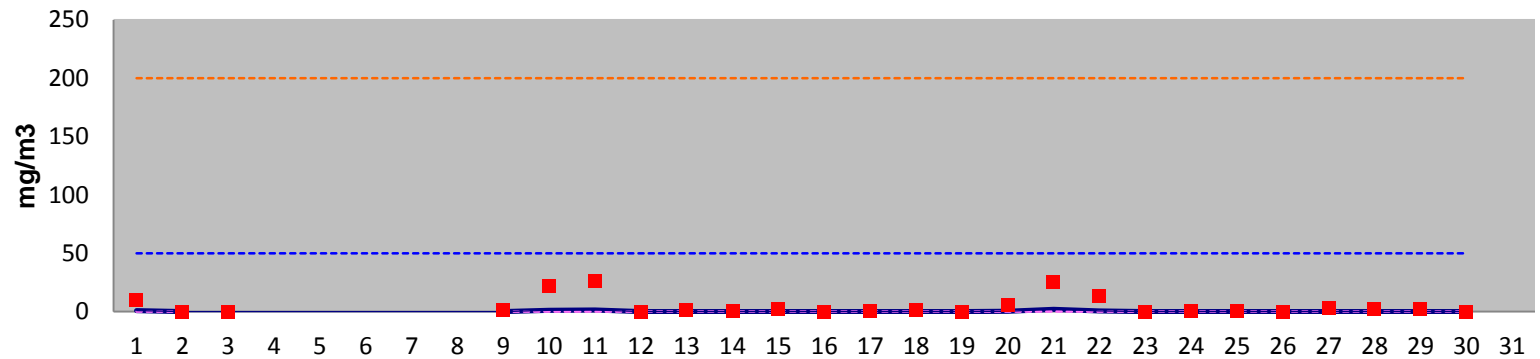
Variation Reference Number: EPR/MP3239FQ/V002

Form Number : Agency Form / A6/ Form Dated 20 October 2011

Reporting of Continuously Monitored Emissions to Air for Sulphur Dioxide from Emission Point A1 for the month of June 2018

Daily and Half Hourly Average Monitoring Data

- Daily average ELV
- Half-hour average ELV
- Mean half hour average
- Maximum half hour average
- Minimum half hourly average
- Daily average



Monthly summary			Date	1	2	3	4	5	6	7	8	9	10	11	12	13	14	15	16	17	18	19	20	21	22	23	24	25	26	27	28	29	30	
			Half-hour average ELV	200	200	200	200	200	200	200	200	200	200	200	200	200	200	200	200	200	200	200	200	200	200	200	200	200	200	200	200	200	200	
Half-hourly average	Monthly maximum	25.8	Maximum half hour average	10.2	0	Shutdown						1.5	21.7	25.8	0.1	1	0.5	2	0.1	0.4	1.2	0.1	6.1	25.2	13.8	0	0.9	0.3	0.1	3.2	2.2	2.2	0.1	
	Monthly mean	0.3	Mean half hour average	0.85	0							0.2	1.12	1.42	0	0.17	0.11	0.11	0.01	0.23	0.15	0.01	0.37	2.07	0.69	0	0.04	0.02	0.01	0.09	0.11	0.2	0.01	
	Monthly minimum	0.0	Minimum half hourly average	0	<0.1							0	0.1	0	0	0	0	0	0	0	0	0	0	0	0	0	0	0	0	0	0	0	0	
	Total invalid results	0.0	No. of invalid results	0	0	0	0	0	0	0	0	0	0	0	0	0	0	0	0	0	0	0	0	0	0	0	0	0	0	0	0	0	0	
	Sum of exceedances	0.0	No. of exceedances of ELV	0	0	0	0	0	0	0	0	0	0	0	0	0	0	0	0	0	0	0	0	0	0	0	0	0	0	0	0	0	0	
Daily average			Daily average ELV	50	50	50	50	50	50	50	50	50	50	50	50	50	50	50	50	50	50	50	50	50	50	50	50	50	50	50	50	50	50	
	Monthly maximum	2.1	Daily average	0.85	0	0	0	0	0	0	0	0.2	1.12	1.42	0	0.17	0.11	0.11	0.01	0.23	0.15	0.01	0.37	2.07	0.69	0	0.04	0.02	0.01	0.09	0.11	0.2	0.01	
	No. of invalid days	0.0	Value valid	Y	Y	Y	Y	Y	Y	Y	Y	Y	Y	Y	Y	Y	Y	Y	Y	Y	Y	Y	Y	Y	Y	Y	Y	Y	Y	Y	Y	Y	Y	
	Sum of exceedances	0.0	Value exceeds ELV (Y/N)	N	N	N	N	N	N	N	N	N	N	N	N	N	N	N	N	N	N	N	N	N	N	N	N	N	N	N	N	N	N	

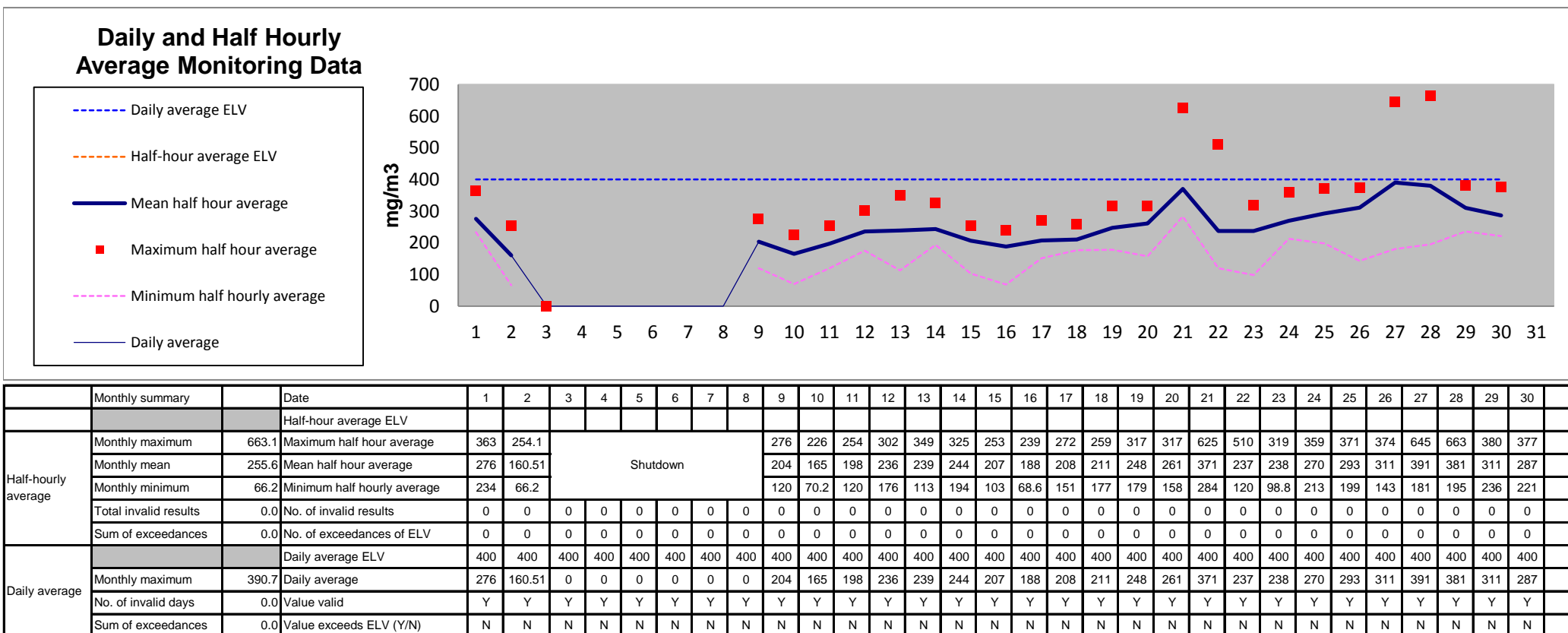
Signed..... Date.....

(authorised to sign as representative of the Operator)

Permit Reference no: WP3836ZF
 Operator: Tradebe Healthcare National Limited
 Installation: Wrexham Clinical Waste Incinerator

Variation Reference Number: EPR/MP3239FQ/V002
 Form Number : Agency Form / A7/ Form Dated 20 October 2011

Reporting of Continuously Monitored Emissions to Air for Oxides of Nitrogen from Emission Point A1 for the month of June 2018



Signed..... Date.....

(authorised to sign as representative of the Operator)

