

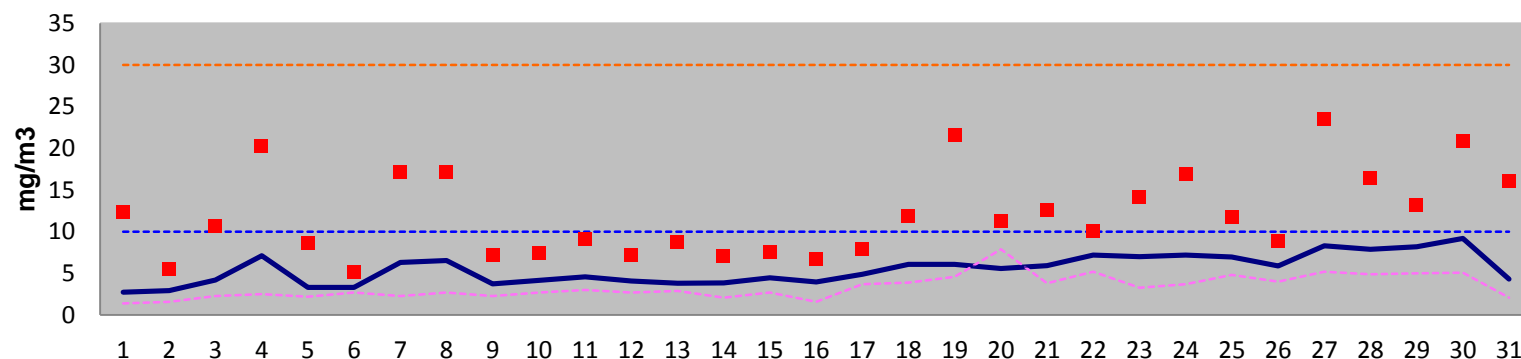
Permit Reference no: WP3836ZF
 Operator: Tradebe Healthcare National Limited
 Installation: Wrexham Clinical Waste Incinerator

Variation Reference Number: EPR/MP3239FQ/V002
 Form Number : Agency Form / A2/ Form Dated 20 October 2011

Reporting of Continuously Monitored Emissions to Air for Particulates from Emission Point A1 for the month of May 2018

Daily and Half Hourly Average Monitoring Data

- Daily average ELV
- Half-hour average ELV
- Mean half hour average
- Maximum half hour average
- Minimum half hourly average
- Daily average



	Monthly summary		Date	1	2	3	4	5	6	7	8	9	10	11	12	13	14	15	16	17	18	19	20	21	22	23	24	25	26	27	28	29	30	31
			Half-hour average ELV	30	30	30	30	30	30	30	30	30	30	30	30	30	30	30	30	30	30	30	30	30	30	30	30	30	30	30	30	30	30	30
Half-hourly average	Monthly maximum	23.5	Maximum half hour average	12.4	5.5	10.7	20.3	8.6	5.1	17.1	17.2	7.2	7.4	9.1	7.2	8.7	7.1	7.6	6.7	7.9	11.9	21.6	11.2	12.6	10.1	14.1	16.9	11.7	8.9	23.5	16.4	13.2	20.9	16
	Monthly mean	5.5	Mean half hour average	2.75	2.92	4.19	7.13	3.33	3.33	6.32	6.53	3.76	4.15	4.58	4.07	3.8	3.86	4.49	3.98	4.89	6.08	6.1	5.58	5.94	7.19	7	7.19	6.95	5.89	8.31	7.87	8.2	9.21	4.33
	Monthly minimum	1.4	Minimum half hourly average	1.4	1.6	2.3	2.5	2.2	2.7	2.3	2.7	2.3	2.7	3	2.7	2.9	2.1	2.7	1.6	3.7	3.9	4.6	7.9	3.8	5.2	3.3	3.7	4.8	4	5.2	4.9	5	5.1	2.1
	Total invalid results	0.0	No. of invalid results	0	0	0	0	0	0	0	0	0	0	0	0	0	0	0	0	0	0	0	0	0	0	0	0	0	0	0	0	0	0	0
	Sum of exceedances	0.0	No. of exceedances of ELV	0	0	0	0	0	0	0	0	0	0	0	0	0	0	0	0	0	0	0	0	0	0	0	0	0	0	0	0	0	0	0
Daily average			Daily average ELV	10	10	10	10	10	10	10	10	10	10	10	10	10	10	10	10	10	10	10	10	10	10	10	10	10	10	10	10	10	10	10
	Monthly maximum	9.2	Daily average	2.75	2.92	4.19	7.13	3.33	3.33	6.32	6.53	3.76	4.15	4.58	4.07	3.8	3.86	4.49	3.98	4.89	6.08	6.1	5.58	5.94	7.19	7	7.19	6.95	5.89	8.31	7.87	8.2	9.21	4.33
	No. of invalid days	0.0	Value valid	Y	Y	Y	Y	Y	Y	Y	Y	Y	Y	Y	Y	Y	Y	Y	Y	Y	Y	Y	Y	Y	Y	Y	Y	Y	Y	Y	Y	Y	Y	Y
	Sum of exceedances	0.0	Value exceeds ELV (Y/N)	N	N	N	N	N	N	N	N	N	N	N	N	N	N	N	N	N	N	N	N	N	N	N	N	N	N	N	N	N	N	N

Signed..... Date.....
 (authorised to sign as representative of the Operator)

03/05/2018

QAL3

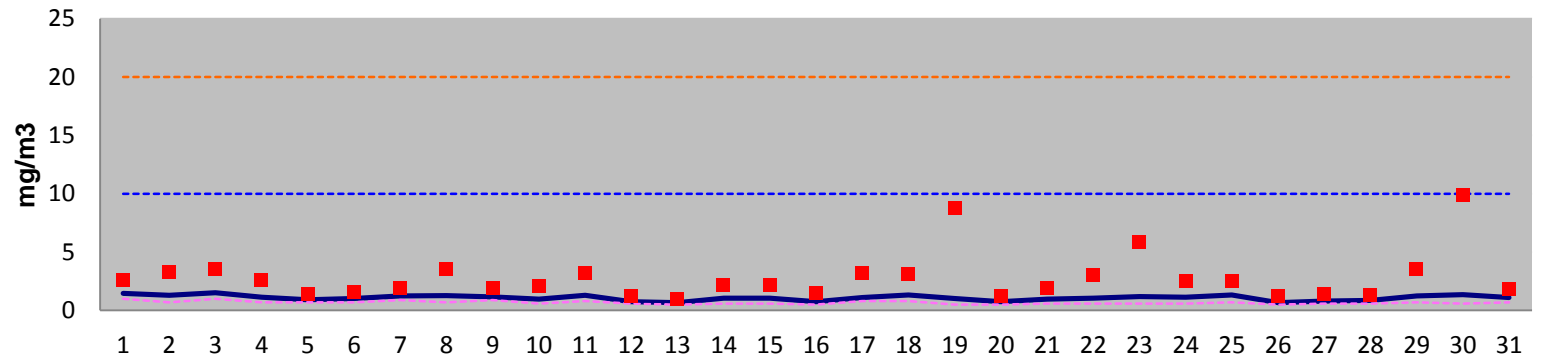
Permit Reference no: WP3836ZF
Operator: Tradebe Healthcare National Limited
Installation: Wrexham Clinical Waste Incinerator

Variation Reference Number: EPR/MP3239FQ/V002
Form Number : Agency Form / A4/ Form Dated 20 October 2011

Reporting of Continuously Monitored Emissions to Air for VOC from Emission Point A1 for the month of May 2018

Daily and Half Hourly Average Monitoring Data

- Daily average ELV
- Half-hour average ELV
- Mean half hour average
- Maximum half hour average
- Minimum half hourly average
- Daily average



	Monthly summary		Date	1	2	3	4	5	6	7	8	9	10	11	12	13	14	15	16	17	18	19	20	21	22	23	24	25	26	27	28	29	30	31
			Half-hour average ELV	20	20	20	20	20	20	20	20	20	20	20	20	20	20	20	20	20	20	20	20	20	20	20	20	20	20	20	20	20	20	20
Half-hourly average	Monthly maximum	9.9	Maximum half hour average	2.6	3.3	3.5	2.6	1.4	1.6	1.9	3.5	1.9	2.1	3.2	1.2	1	2.2	2.2	1.5	3.2	3.1	8.8	1.2	1.9	3	5.8	2.5	2.5	1.2	1.4	1.3	3.5	9.9	1.8
	Monthly mean	1.1	Mean half hour average	1.48	1.31	1.52	1.15	0.93	1.03	1.24	1.28	1.17	0.98	1.31	0.74	0.67	1.05	1.06	0.76	1.12	1.32	1.02	0.75	0.96	1.06	1.19	1.14	1.32	0.67	0.8	0.86	1.26	1.37	1.1
	Monthly minimum	0.5	Minimum half hourly average	1	0.7	1	0.7	0.7	0.7	0.9	0.7	0.9	0.6	0.8	0.6	0.5	0.6	0.6	0.5	0.8	0.8	0.5	0.5	0.6	0.6	0.6	0.6	0.7	0.5	0.6	0.6	0.7	0.6	0.7
	Total invalid results	2.0	No. of invalid results	0	0	0	0	0	0	0	0	0	0	0	0	0	0	0	0	0	0	0	0	0	0	0	0	2	0	0	0	0	0	0
	Sum of exceedances	0.0	No. of exceedances of ELV	0	0	0	0	0	0	0	0	0	0	0	0	0	0	0	0	0	0	0	0	0	0	0	0	0	0	0	0	0	0	0
Daily average			Daily average ELV	10	10	10	10	10	10	10	10	10	10	10	10	10	10	10	10	10	10	10	10	10	10	10	10	10	10	10	10	10	10	10
	Monthly maximum	1.5	Daily average	1.48	1.31	1.52	1.15	0.93	1.03	1.24	1.28	1.17	0.98	1.31	0.74	0.67	1.05	1.06	0.76	1.12	1.32	1.02	0.75	0.96	1.06	1.19	1.14	1.32	0.67	0.8	0.86	1.26	1.37	1.1
	No. of invalid days	0.0	Value valid	Y	Y	Y	Y	Y	Y	Y	Y	Y	Y	Y	Y	Y	Y	Y	Y	Y	Y	Y	Y	Y	Y	Y	Y	Y	Y	Y	Y	Y	Y	Y
	Sum of exceedances	0.0	Value exceeds ELV (Y/N)	N	N	N	N	N	N	N	N	N	N	N	N	N	N	N	N	N	N	N	N	N	N	N	N	N	N	N	N	N	N	N

Signed..... Date.....

(authorised to sign as representative of the Operator)

Permit Reference no: WP3836ZF

Operator: Tradebe Healthcare National Limited

Installation: Wrexham Clinical Waste Incinerator

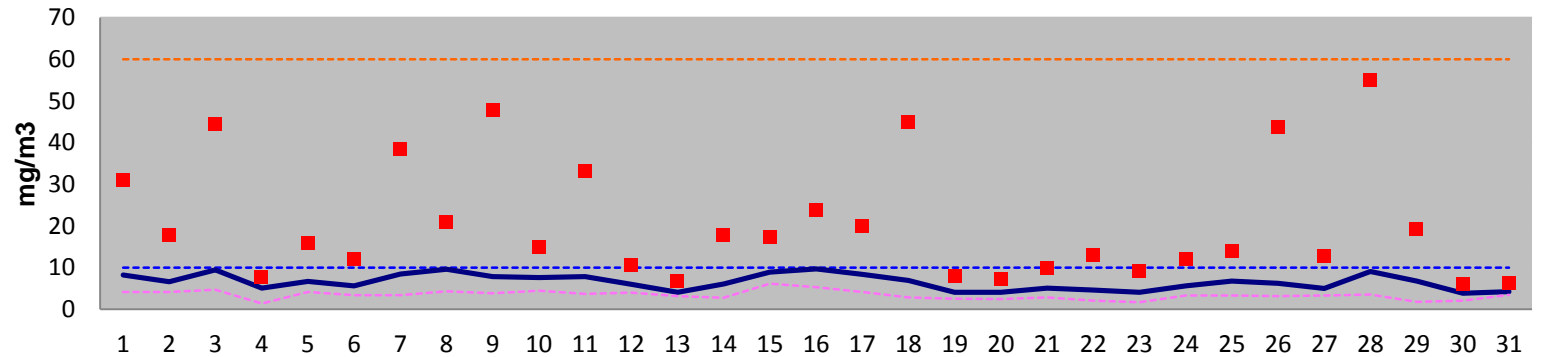
Variation Reference Number: EPR/MP3239FQ/V002

Form Number : Agency Form / A3/ Form Dated 20 October 2011

Reporting of Continuously Monitored Emissions to Air for Hydrogen Chloride from Emission Point A1 for the month of May 2018

Daily and Half Hourly Average Monitoring Data

- Daily average ELV
- Half-hour average ELV
- Mean half hour average
- Maximum half hour average
- Minimum half hourly average
- Daily average



	Monthly summary		Date	1	2	3	4	5	6	7	8	9	10	11	12	13	14	15	16	17	18	19	20	21	22	23	24	25	26	27	28	29	30	31
			Half-hour average ELV	60	60	60	60	60	60	60	60	60	60	60	60	60	60	60	60	60	60	60	60	60	60	60	60	60	60	60	60	60	60	60
Half-hourly average	Monthly maximum	54.9	Maximum half hour average	31	17.9	44.4	7.8	16	12.1	38.5	21	47.8	14.8	33.1	10.5	6.7	17.8	17.4	23.9	20	44.8	7.9	7.2	9.9	13	9.2	12.1	13.9	43.6	12.8	54.9	19.3	6.1	6.3
	Monthly mean	6.6	Mean half hour average	8.26	6.67	9.51	5.07	6.7	5.62	8.5	9.63	7.89	7.67	7.83	5.99	4.1	6.13	8.94	9.74	8.37	6.98	4.11	4.12	5.13	4.65	4.13	5.64	6.8	6.27	5	9.1	6.81	3.9	4.28
	Monthly minimum	1.4	Minimum half hourly average	4.2	4.2	4.7	1.4	4.2	3.4	3.4	4.3	3.9	4.5	3.7	4	3.2	2.8	6.2	5.3	4.2	2.9	2.6	2.5	2.9	2.1	1.7	3.3	3.3	3.2	3.3	3.6	1.8	2.1	3.5
	Total invalid results	3.0	No. of invalid results	1	0	0	0	0	0	0	0	0	0	0	0	0	0	0	0	0	0	0	0	0	0	0	0	2	0	0	0	0	0	0
	Sum of exceedances	0.0	No. of exceedances of ELV	0	0	0	0	0	0	0	0	0	0	0	0	0	0	0	0	0	0	0	0	0	0	0	0	0	0	0	0	0	0	0
Daily average			Daily average ELV	10	10	10	10	10	10	10	10	10	10	10	10	10	10	10	10	10	10	10	10	10	10	10	10	10	10	10	10	10	10	10
	Monthly maximum	9.7	Daily average	8.26	6.67	9.51	5.07	6.7	5.62	8.5	9.63	7.89	7.67	7.83	5.99	4.1	6.13	8.94	9.74	8.37	6.98	4.11	4.12	5.13	4.65	4.13	5.64	6.8	6.27	5	9.1	6.81	3.9	4.28
	No. of invalid days	0.0	Value valid	Y	Y	Y	Y	Y	Y	Y	Y	Y	Y	Y	Y	Y	Y	Y	Y	Y	Y	Y	Y	Y	Y	Y	Y	Y	Y	Y	Y	Y	Y	Y
	Sum of exceedances	0.0	Value exceeds ELV (Y/N)	N	N	N	N	N	N	N	N	N	N	N	N	N	N	N	N	N	N	N	N	N	N	N	N	N	N	N	N	N	N	N

Signed..... Date.....

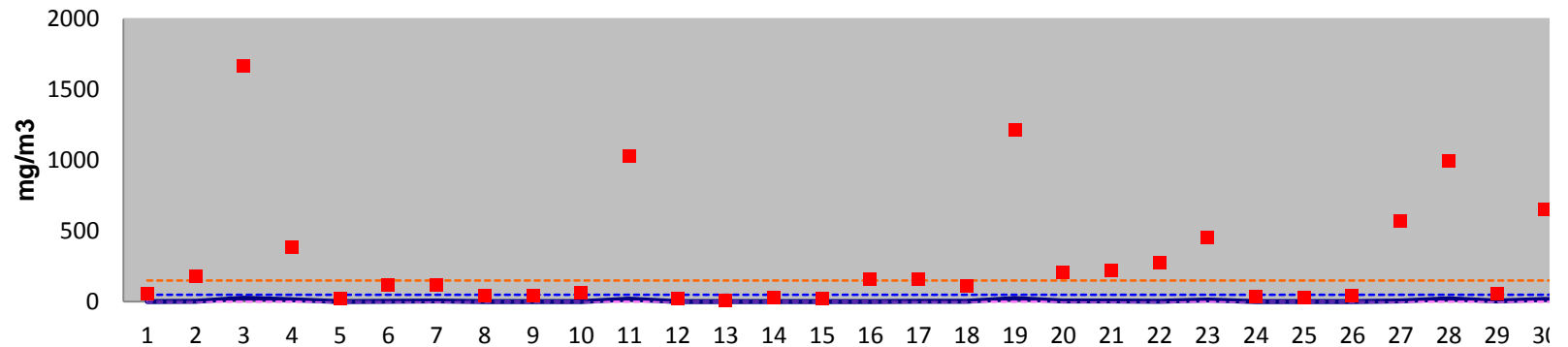
(authorised to sign as representative of the Operator)

Permit Reference no: WP3836ZF
 Operator: Tradebe Healthcare National Limited
 Installation: Wrexham Clinical Waste Incinerator

Variation Reference Number: EPR/MP3239FQ/V002
 Form Number : Agency Form / A5/ Form Dated 20 October 2011

Daily and 10 minute Average Monitoring Data

- Daily average ELV
- 10 minute average ELV
- Mean 10 minute average
- Maximum 10 minute average
- Minimum 10 minute average
- Daily average



	Monthly summary		Date	1	2	3	4	5	6	7	8	9	10	11	12	13	14	15	16	17	18	19	20	21	22	23	24	25	26	27	28	29
			10 minute average ELV	150	150	150	150	150	150	150	150	150	150	150	150	150	150	150	150	150	150	150	150	150	150	150	150	150	150	150	150	150
10 minute average	Monthly maximum	1669.4	Maximum 10 minute average	58.1	181	1669.4	381	21	121	117	43.2	40.4	64.2	1027	22	11.7	29.8	23.1	157.4	160	107	1214.2	207	223.6	275.7	456	34	27.5	38.6	569.5	995	59.8
	Monthly mean	6.4	Mean 10 minute average	2.06	3.44	24.44	15.3	0.77	2.27	5.99	1.65	1.15	1.29	19.07	0.45	0.35	0.62	0.6	1.62	2.25	2.95	23.78	4.63	4.6	2.35	11.2	1.58	0.79	1.23	5.75	21.8	5.02
	Monthly minimum	0.0	Minimum 10 minute average	0.1	0	0.2	0.1	0.1	0.1	0.2	0.1	0	0	0.2	0.1	0.1	0.2	0	0	0.1	0	0.1	0.1	0	0	0.1	0	0.1	0.1	0.2	0.2	0.2
	Total invalid results	0.0	No. of invalid results	0	0	0	0	0	0	0	0	0	0	0	0	0	0	0	0	0	0	0	0	0	0	0	0	0	0	0	0	0
	Sum of exceedances	41.0	No. of exceedances of ELV	0	1	3	2	0	0	0	0	0	0	0	7	0	0	0	0	1	1	0	3	2	2	1	2	0	0	0	3	4
Daily average			Daily average ELV	50	50	50	50	50	50	50	50	50	50	50	50	50	50	50	50	50	50	50	50	50	50	50	50	50	50	50	50	50
	Monthly maximum	24.4	Daily average	2.06	3.44	24.44	15.3	0.77	2.27	5.99	1.65	1.15	1.29	19.07	0.45	0.35	0.62	0.6	1.62	2.25	2.95	23.78	4.63	4.6	2.35	11.2	1.58	0.79	1.23	5.75	21.8	5.02
	No. of invalid days	0.0	Value valid	Y	Y	Y	Y	Y	Y	Y	Y	Y	Y	Y	Y	Y	Y	Y	Y	Y	Y	Y	Y	Y	Y	Y	Y	Y	Y	Y	Y	Y
	Sum of exceedances	0.0	Value exceeds ELV (Y/N)	N	N	N	N	N	N	N	N	N	N	N	N	N	N	N	N	N	N	N	N	N	N	N	N	N	N	N	N	N

Signed..... Date.....

(authorised to sign as representative of the Operator)



30	31
150	150
654.5	337
16.95	11.3
0.2	0.1
0	0
5	4
50	50
16.95	11.3
Y	Y
N	N

Permit Reference no: WP3836ZF

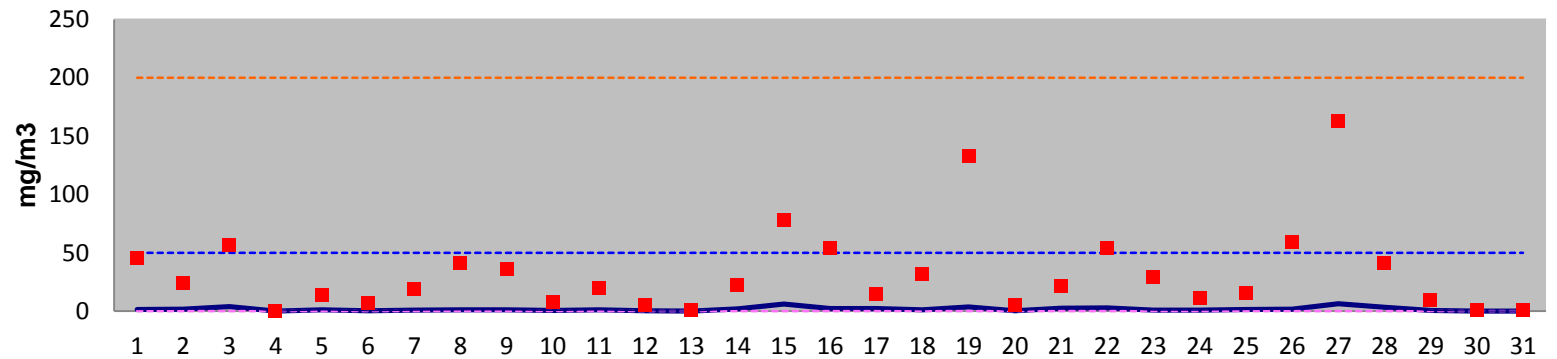
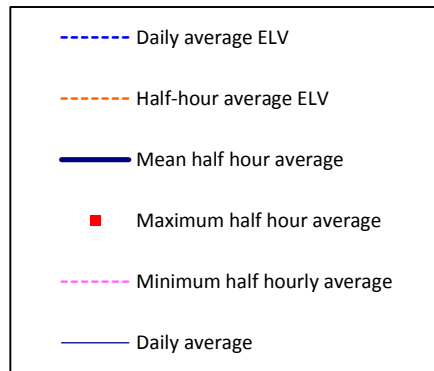
Operator: Tradebe Healthcare National Limited
Installation: Wrexham Clinical Waste Incinerator

Variation Reference Number: EPR/MP3239FQ/V002

Form Number : Agency Form / A6/ Form Dated 20 October 2011

Reporting of Continuously Monitored Emissions to Air for Sulphur Dioxide from Emission Point A1 for the month of May 2017

Daily and Half Hourly Average Monitoring Data



	Monthly summary		Date	1	2	3	4	5	6	7	8	9	10	11	12	13	14	15	16	17	18	19	20	21	22	23	24	25	26	27	28	29	30	31
			Half-hour average ELV	200	200	200	200	200	200	200	200	200	200	200	200	200	200	200	200	200	200	200	200	200	200	200	200	200	200	200	200	200	200	200
Half-hourly average	Monthly maximum	162.7	Maximum half hour average	45.9	24.5	56.8	0.1	13.4	7	18.8	40.9	35.7	7.3	19.8	4.8	1	21.9	77.8	54.3	14.7	31.9	133	5.4	21.3	54.2	29.6	10.9	15.1	59.2	163	40.9	9.6	0.8	0.8
	Monthly mean	1.8	Mean half hour average	1.47	1.66	4.02	0.02	1.12	0.46	1.03	1.27	1.23	0.81	1.33	0.41	0.03	2.14	6.03	2.28	2.38	1.35	3.66	0.34	2.53	2.89	1.06	1.05	1.52	1.83	6.48	3.55	0.63	0.03	0.08
	Monthly minimum	0.0	Minimum half hourly average	0	0	0	0	0	0	0	0	0	0	0	0	0	0	0	0	0	0	0	0	0	0	0	0	0	0	0	0	0	0	0
	Total invalid results	2.0	No. of invalid results	0	0	0	0	0	0	0	0	0	0	0	0	0	0	0	0	0	0	0	0	0	0	0	0	2	0	0	0	0	0	0
	Sum of exceedances	0.0	No. of exceedances of ELV	0	0	0	0	0	0	0	0	0	0	0	0	0	0	0	0	0	0	0	0	0	0	0	0	0	0	0	0	0	0	0
Daily average			Daily average ELV	50	50	50	50	50	50	50	50	50	50	50	50	50	50	50	50	50	50	50	50	50	50	50	50	50	50	50	50	50	50	50
	Monthly maximum	6.5	Daily average	1.47	1.66	4.02	0.02	1.12	0.46	1.03	1.27	1.23	0.81	1.33	0.41	0.03	2.14	6.03	2.28	2.38	1.35	3.66	0.34	2.53	2.89	1.06	1.05	1.52	1.83	6.48	3.55	0.63	0.03	0.08
	No. of invalid days	0.0	Value valid	Y	Y	Y	Y	Y	Y	Y	Y	Y	Y	Y	Y	Y	Y	Y	Y	Y	Y	Y	Y	Y	Y	Y	Y	Y	Y	Y	Y	Y	Y	Y
	Sum of exceedances	0.0	Value exceeds ELV (Y/N)	N	N	N	N	N	N	N	N	N	N	N	N	N	N	N	N	N	N	N	N	N	N	N	N	N	N	N	N	N	N	N

Signed..... Date.....

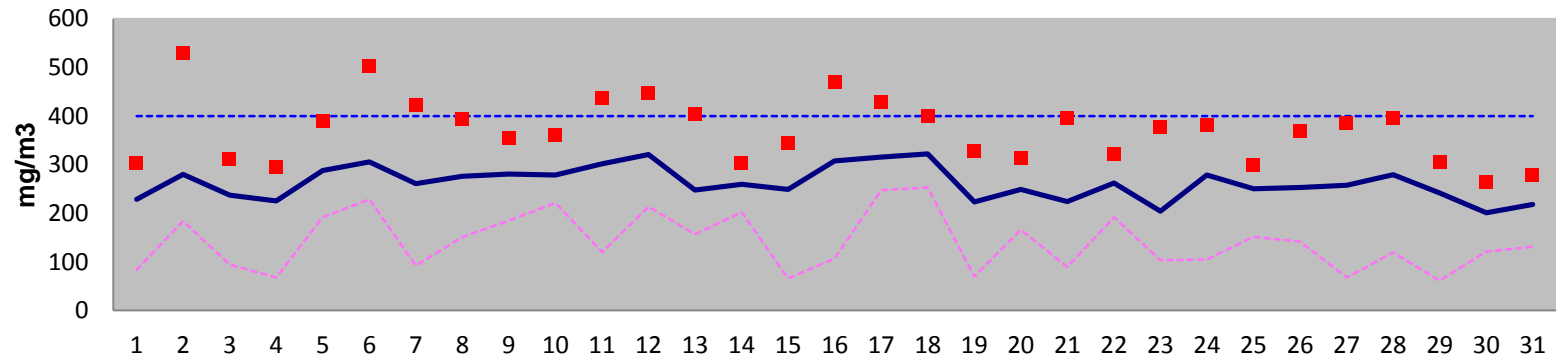
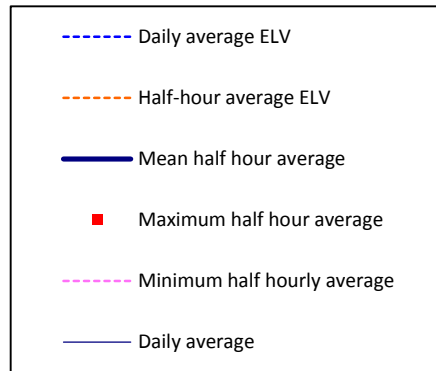
(authorised to sign as representative of the Operator)

Permit Reference no: WP3836ZF
 Operator: Tradebe Healthcare National Limited
 Installation: Wrexham Clinical Waste Incinerator

Variation Reference Number: EPR/MP3239FQ/V002
 Form Number : Agency Form / A7/ Form Dated 20 October 2011

Reporting of Continuously Monitored Emissions to Air for Oxides of Nitrogen from Emission Point A1 for the month of May 2018

Daily and Half Hourly Average Monitoring Data



Monthly summary			Date	1	2	3	4	5	6	7	8	9	10	11	12	13	14	15	16	17	18	19	20	21	22	23	24	25	26	27	28	29	30	31
			Half-hour average ELV																															
Half-hourly average	Monthly maximum	529.5	Maximum half hour average	304	529.5	312	294	390	504	422	394	355	360	438	447	405	302	344	469	429	399	327	314	396	321	377	381	298	368	386	395	306	263	279
	Monthly mean	262.2	Mean half hour average	229	279.72	237	225	288	306	261	276	281	278	302	321	248	259	249	308	315	322	224	249	224	262	204	279	251	253	257	279	242	201	218
	Monthly minimum	61.2	Minimum half hourly average	83.6	183.9	94.4	68.3	192	228	92.6	151	185	222	120	214	157	203	66.4	107	248	253	70.3	166	89.5	192	104	105	152	142	67.9	120	61.2	121	131
	Total invalid results	2.0	No. of invalid results	0	0	0	0	0	0	0	0	0	0	0	0	0	0	0	0	0	0	0	0	0	0	0	0	2	0	0	0	0	0	0
	Sum of exceedances	0.0	No. of exceedances of ELV	0	0	0	0	0	0	0	0	0	0	0	0	0	0	0	0	0	0	0	0	0	0	0	0	0	0	0	0	0	0	0
Daily average			Daily average ELV	400	400	400	400	400	400	400	400	400	400	400	400	400	400	400	400	400	400	400	400	400	400	400	400	400	400	400	400	400	400	400
	Monthly maximum	322.2	Daily average	229	279.72	237	225	288	306	261	276	281	278	302	321	248	259	249	308	315	322	224	249	224	262	204	279	251	253	257	279	242	201	218
	No. of invalid days	0.0	Value valid	Y	Y	Y	Y	Y	Y	Y	Y	Y	Y	Y	Y	Y	Y	Y	Y	Y	Y	Y	Y	Y	Y	Y	Y	Y	Y	Y	Y	Y	Y	Y
	Sum of exceedances	0.0	Value exceeds ELV (Y/N)	N	N	N	N	N	N	N	N	N	N	N	N	N	N	N	N	N	N	N	N	N	N	N	N	N	N	N	N	N	N	N

Signed..... Date.....

(authorised to sign as representative of the Operator)

