

Permit Number: **EPR/DP3137EG**

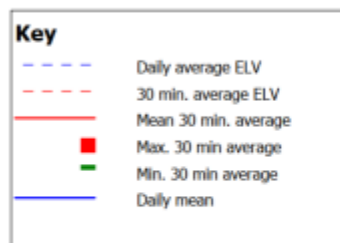
Operator: **Margam Green Energy Limited**

Facility: **Margam Green Energy Plant**

Form Number : **Air 1**

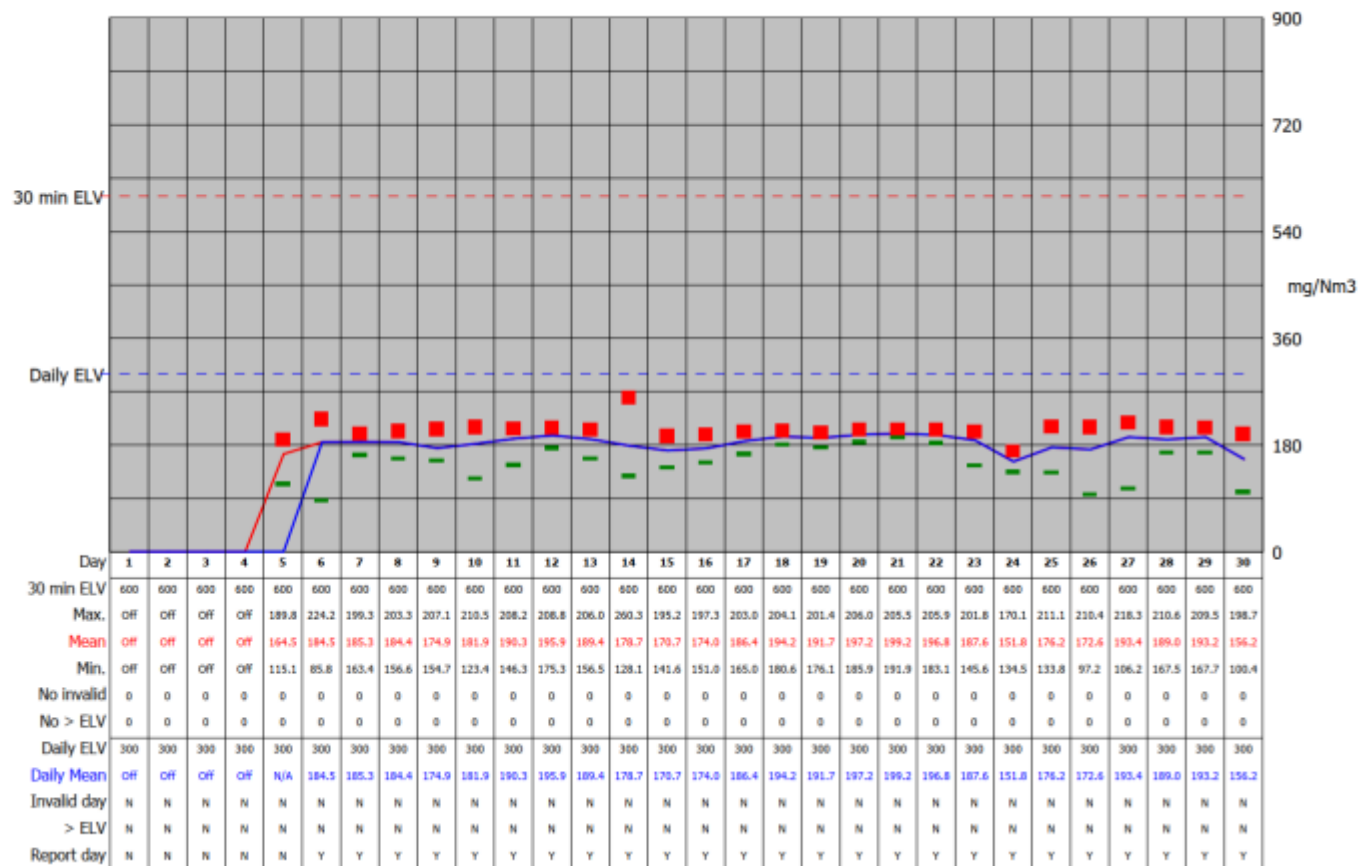
Date: **01/04/2022-30/04/2022**

Reporting of Continuously Monitored Emissions to Air for NO_x , Emission Point Report for April, 2022



95th Percentile = 204.5
No. of valid averages = 1198

Month summary	
30 min ELV	
Monthly max.	260.3
Monthly mean	183.7
Monthly min.	85.8
Total invalid	0
Sum > ELV	0
Daily ELV	
Monthly max	199.2
No. invalid days	0
No. > ELV	0
No. report days	25



SignedPaul Fitzsimmons.....

Date.....26/07/2022.....

(authorised to sign as representative of **Margam Green Energy Limited**)

Permit Number: **EPR/DP3137EG**


Operator: **Margam Green Energy Limited**

Facility: **Margam Green Energy Plant**

Form Number : **Air 1**

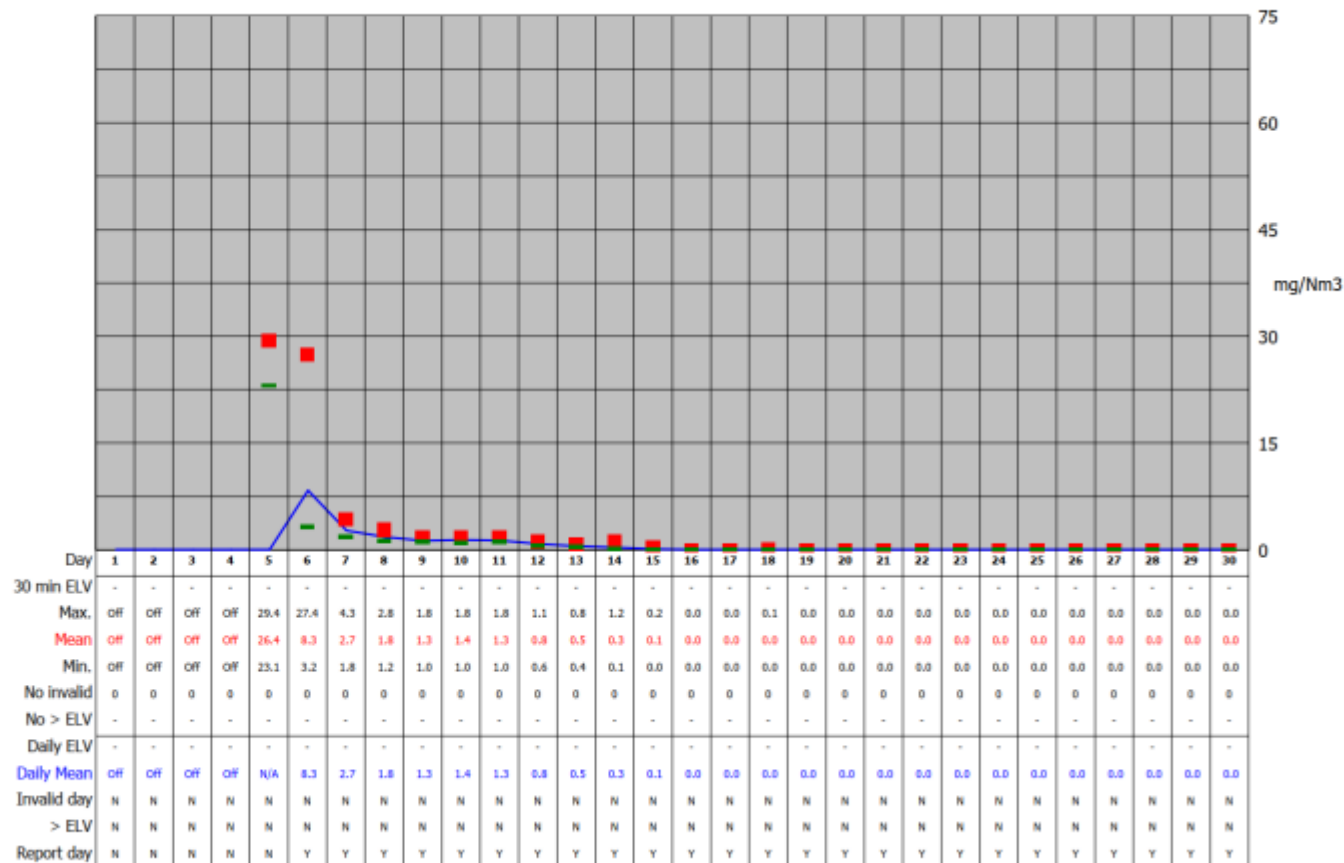
Date: **01/04/2022-30/04/2022**

Reporting of Continuously Monitored Emissions to Air for NH₃ , Emission Point Report for April, 2022



95th Percentile = 3.2
No. of valid averages = 1198

Month summary	
30 min ELV	
Monthly max.	29.4
Monthly mean	0.8
Monthly min.	0.0
Total invalid	0
Sum > ELV	0
Daily ELV	
Monthly max	8.3
No. invalid days	0
No. > ELV	0
No. report days	25



SignedPaul Fitzsimmons.....

Date.....26/07/2022.....

(authorised to sign as representative of **Margam Green Energy Limited**)

Permit Number: **EPR/DP3137EG**

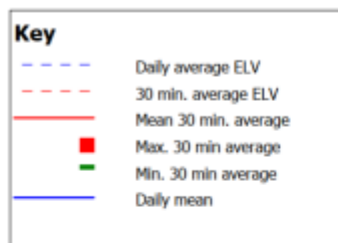
Operator: **Margam Green Energy Limited**

Facility: **Margam Green Energy Plant**

Form Number : **Air 1**

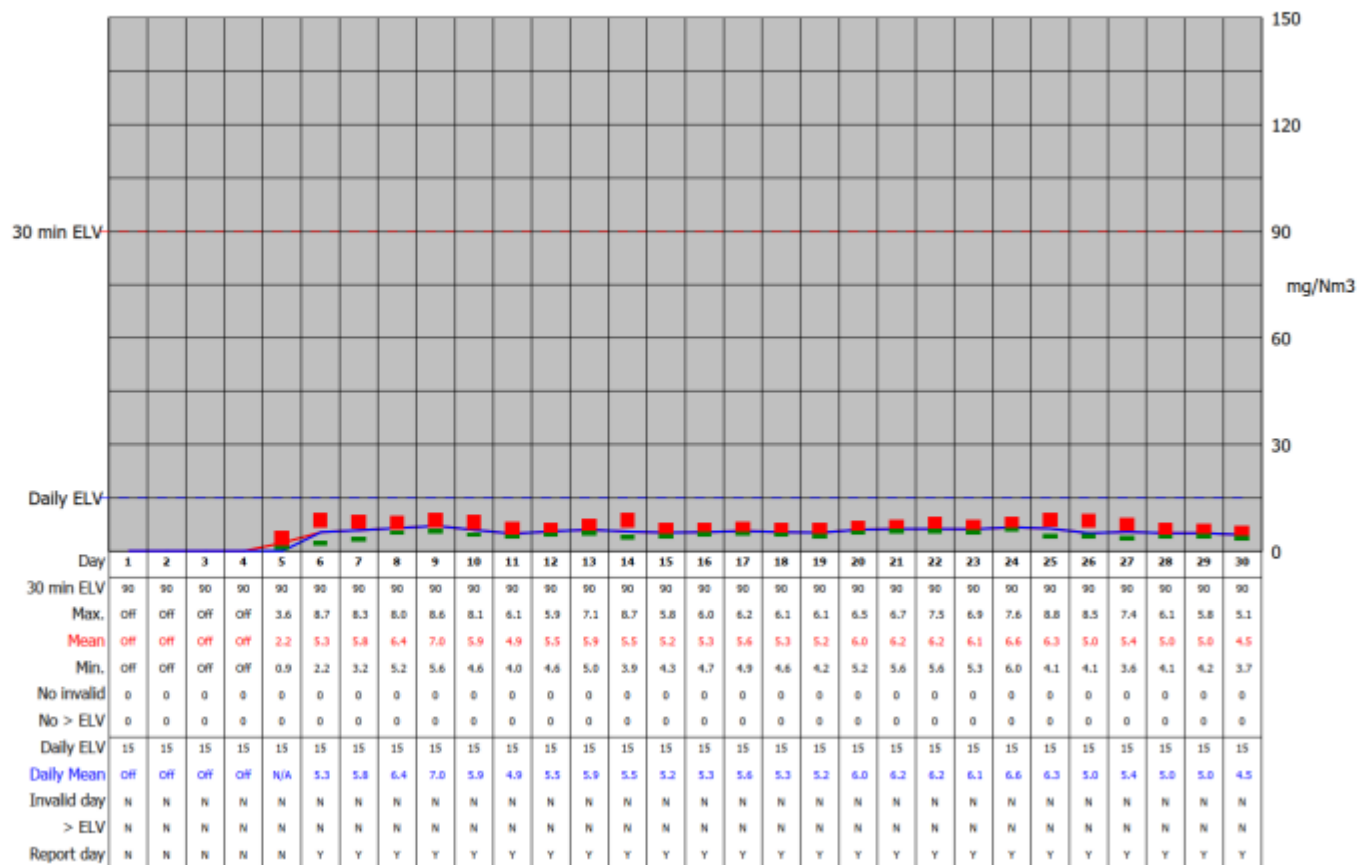
Date: **01/04/2022-30/04/2022**

Reporting of Continuously Monitored Emissions to Air for HCl, Emission Point Report for April, 2022



95th Percentile = 7.3
No. of valid averages = 1198

Month summary	
30 min ELV	
Monthly max.	8.8
Monthly mean	5.6
Monthly min.	0.9
Total invalid	0
Sum > ELV	0
Daily ELV	
Monthly max	7.0
No. invalid days	0
No. > ELV	0
No. report days	25



SignedPaul Fitzsimmons.....

Date.....26/07/2022.....

(authorised to sign as representative of **Margam Green Energy Limited**)

Permit Number: **EPR/DP3137EG**

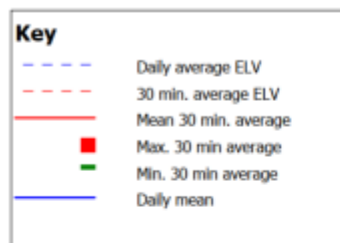
Operator: **Margam Green Energy Limited**

Facility: **Margam Green Energy Plant**

Form Number : **Air 1**

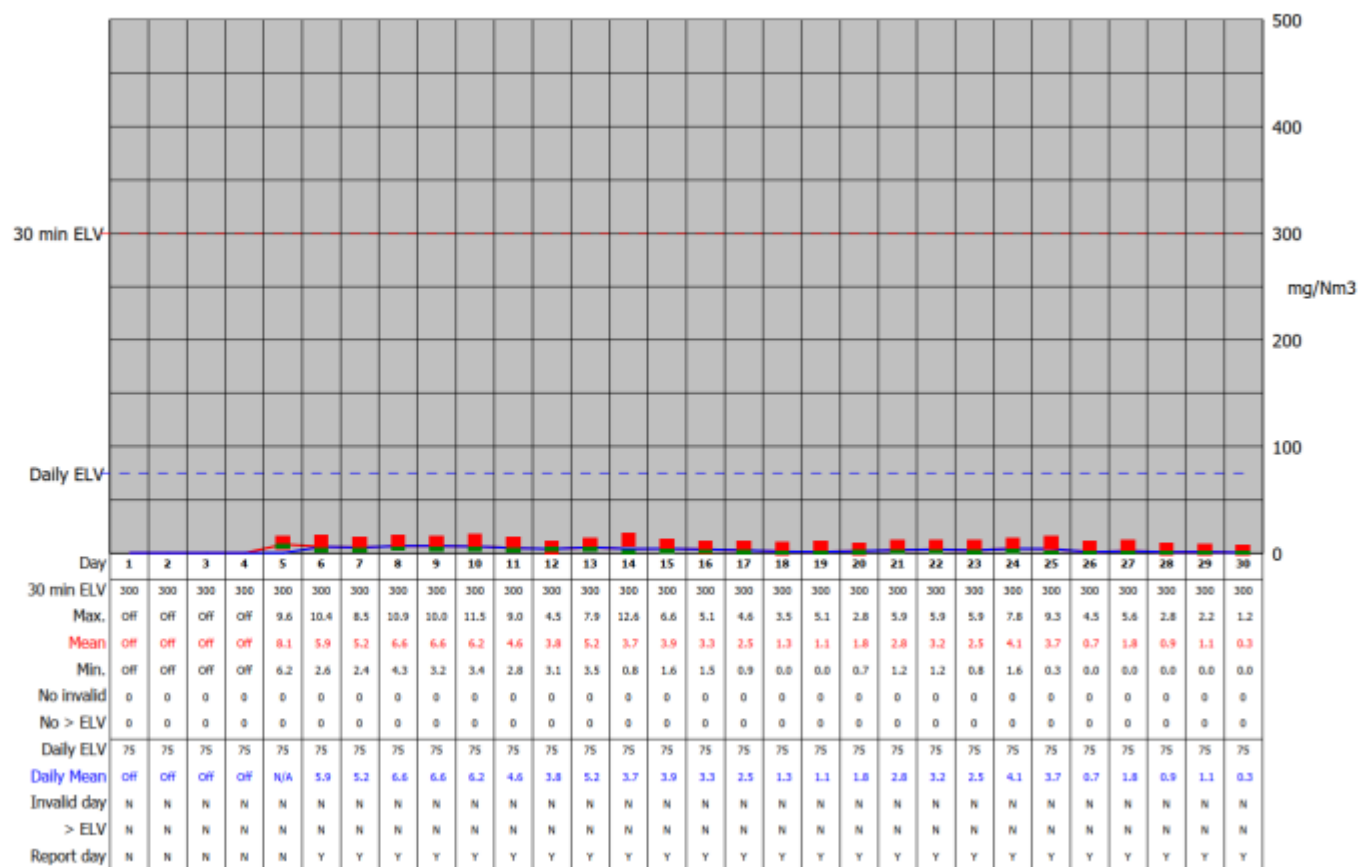
Date: **01/04/2022-30/04/2022**

Reporting of Continuously Monitored Emissions to Air for SO₂ , Emission Point Report for April, 2022



95th Percentile = 7.6
No. of valid averages = 1198

Month summary	
30 min ELV	
Monthly max.	12.6
Monthly mean	3.3
Monthly min.	0.0
Total invalid	0
Sum > ELV	0
Daily ELV	
Monthly max	6.6
No. invalid days	0
No. > ELV	0
No. report days	25



SignedPaul Fitzsimmons.....

Date.....26/07/2022.....

(authorised to sign as representative of **Margam Green Energy Limited**)

Permit Number: **EPR/DP3137EG**

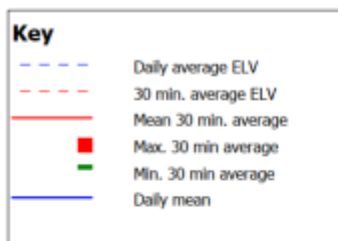
Operator: **Margam Green Energy Limited**

Facility: **Margam Green Energy Plant**

Form Number : **Air 1**

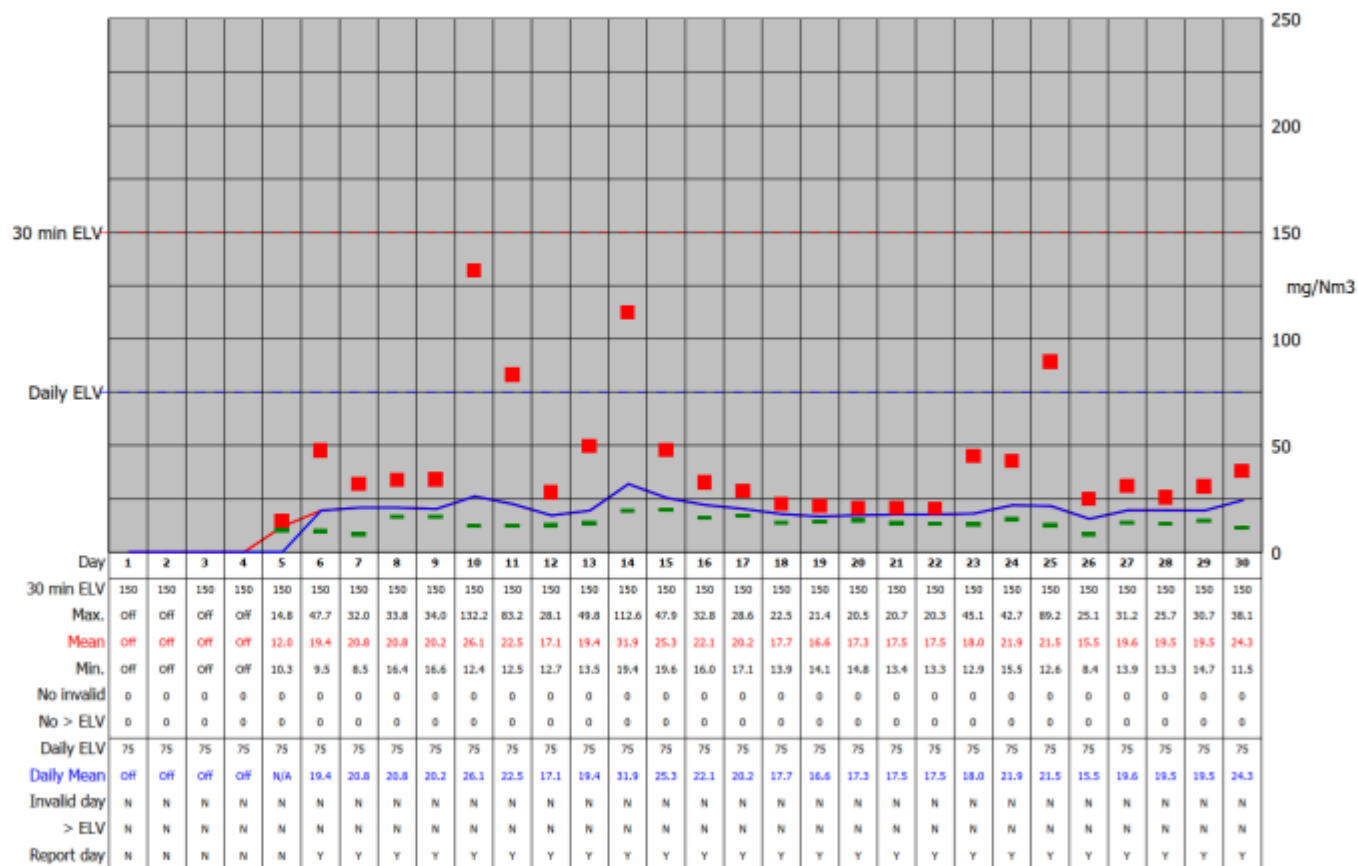
Date: **01/04/2022-30/04/2022**

Reporting of Continuously Monitored Emissions to Air for CO, Emission Point Report for April, 2022



95th Percentile = 31.0
No. of valid averages = 1198

Month summary	
30 min ELV	
Monthly max.	132.2
Monthly mean	20.5
Monthly min.	8.4
Total invalid	0
Sum > ELV	0
Daily ELV	
Monthly max	31.9
No. invalid days	0
No. > ELV	0
No. report days	25



SignedPaul Fitzsimmons.....

Date.....26/07/2022.....

(authorised to sign as representative of **Margam Green Energy Limited**)

Permit Number: **EPR/DP3137EG**

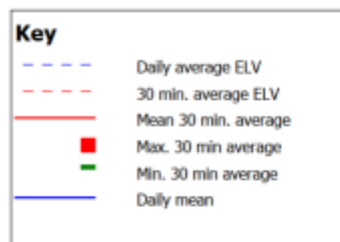
Operator: **Margam Green Energy Limited**

Facility: **Margam Green Energy Plant**

Form Number : **Air 1**

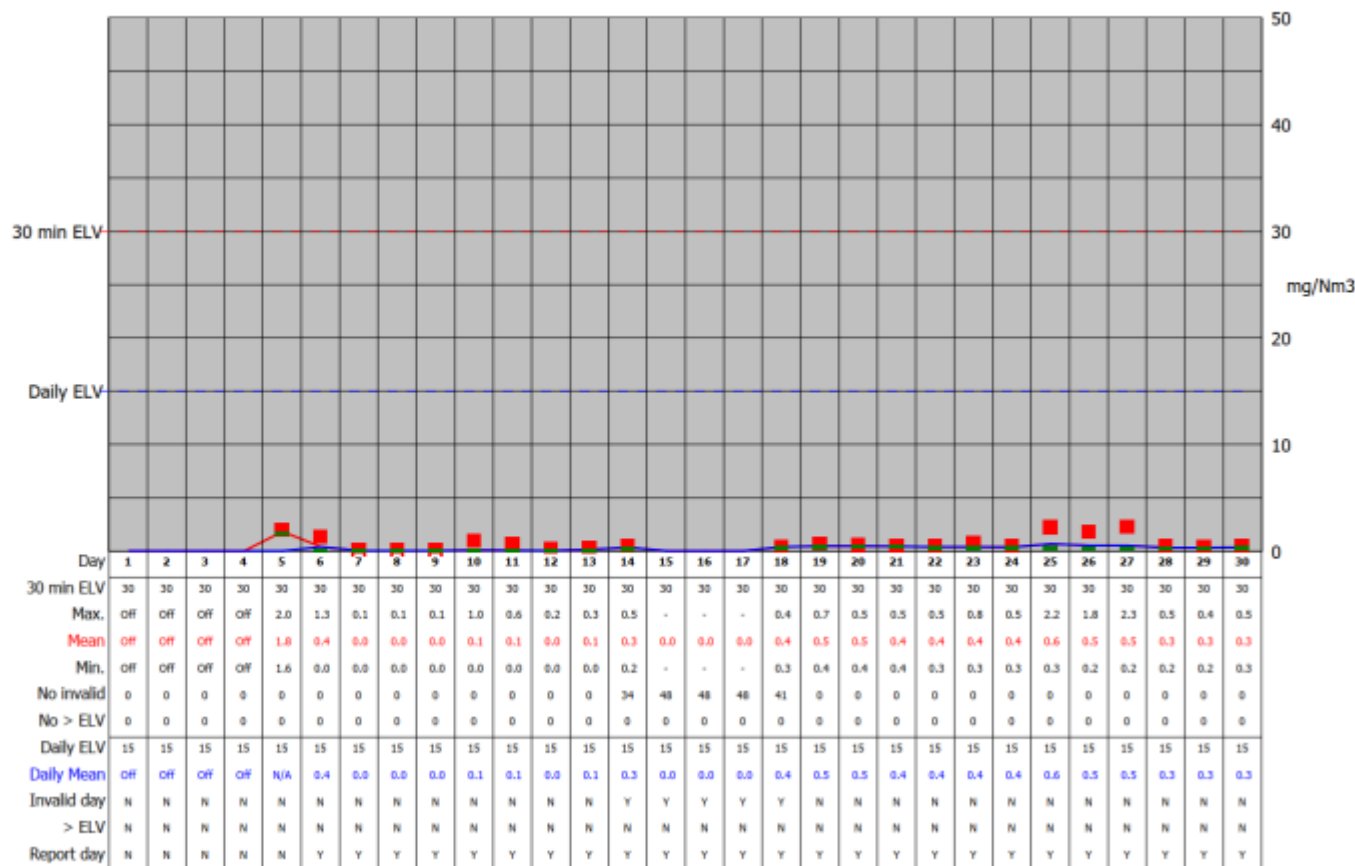
Date: **01/04/2022-30/04/2022**

Reporting of Continuously Monitored Emissions to Air for TOC, Emission Point Report for April, 2022



95th Percentile = 0.6
No. of valid averages = 979

Month summary	
30 min ELV	
Monthly max.	2.3
Monthly mean	0.3
Monthly min.	0.0
Total invalid	219
Sum > ELV	0
Daily ELV	
Monthly max	0.6
No. invalid days	5
No. > ELV	0
No. report days	25



SignedPaul Fitzsimmons.....

Date.....26/07/2022.....

(authorised to sign as representative of **Margam Green Energy Limited**)

Permit Number: **EPR/DP3137EG**

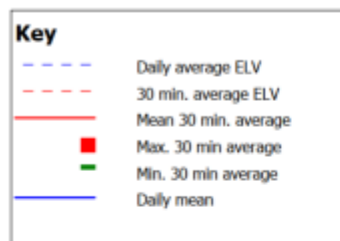
Operator: **Margam Green Energy Limited**

Facility: **Margam Green Energy Plant**

Form Number : **Air 1**

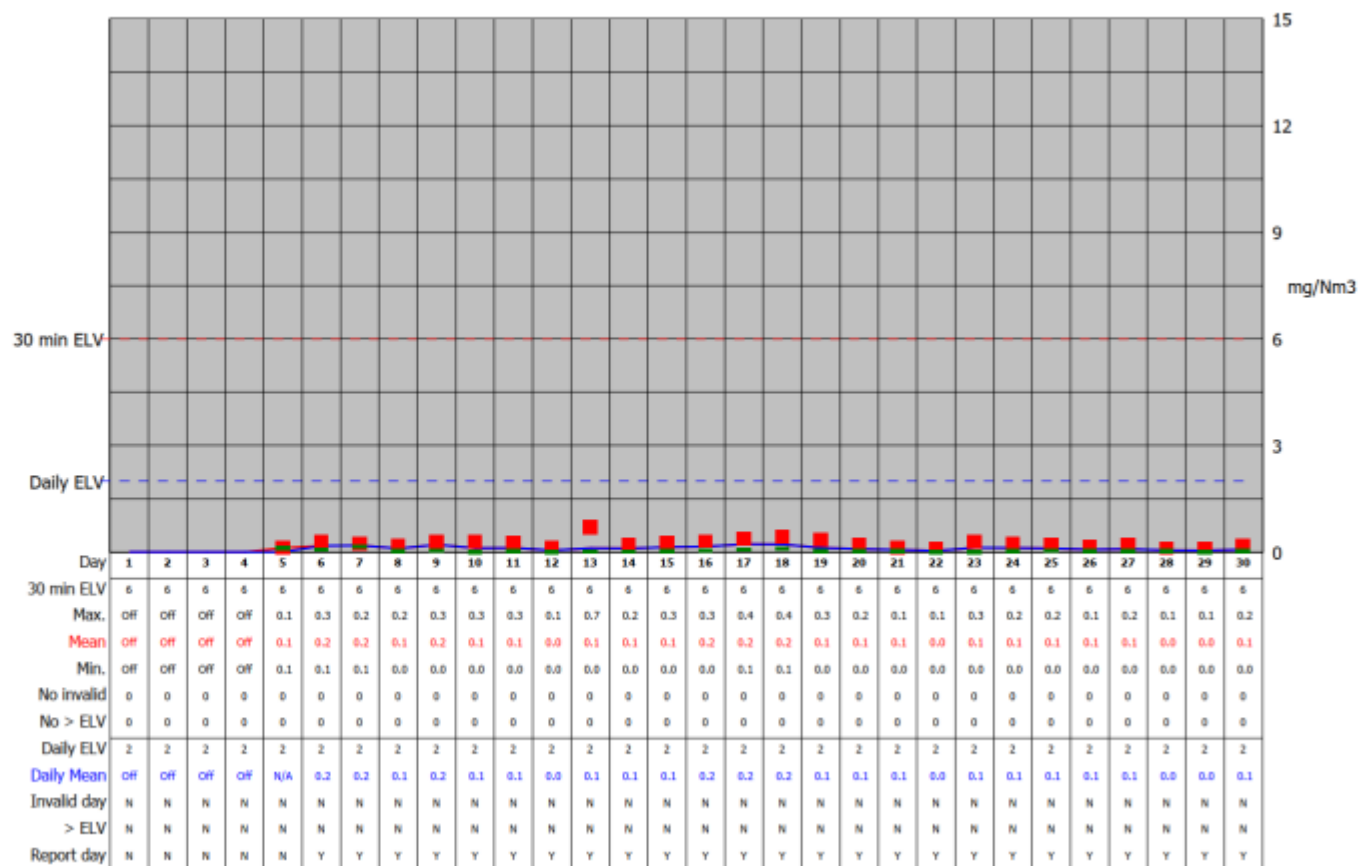
Date: **01/04/2022-30/04/2022**

Reporting of Continuously Monitored Emissions to Air for HF, Emission Point Report for April, 2022



95th Percentile = 0.3
No. of valid averages = 1198

Month summary	
30 min ELV	
Monthly max.	0.7
Monthly mean	0.1
Monthly min.	0.0
Total invalid	0
Sum > ELV	0
Daily ELV	
Monthly max	0.2
No. invalid days	0
No. > ELV	0
No. report days	25



SignedPaul Fitzsimmons.....

Date.....26/07/2022.....

(authorised to sign as representative of **Margam Green Energy Limited**)

Permit Number: **EPR/DP3137EG**

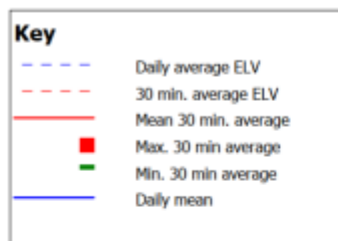
Operator: **Margam Green Energy Limited**

Facility: **Margam Green Energy Plant**

Form Number : **Air 1**

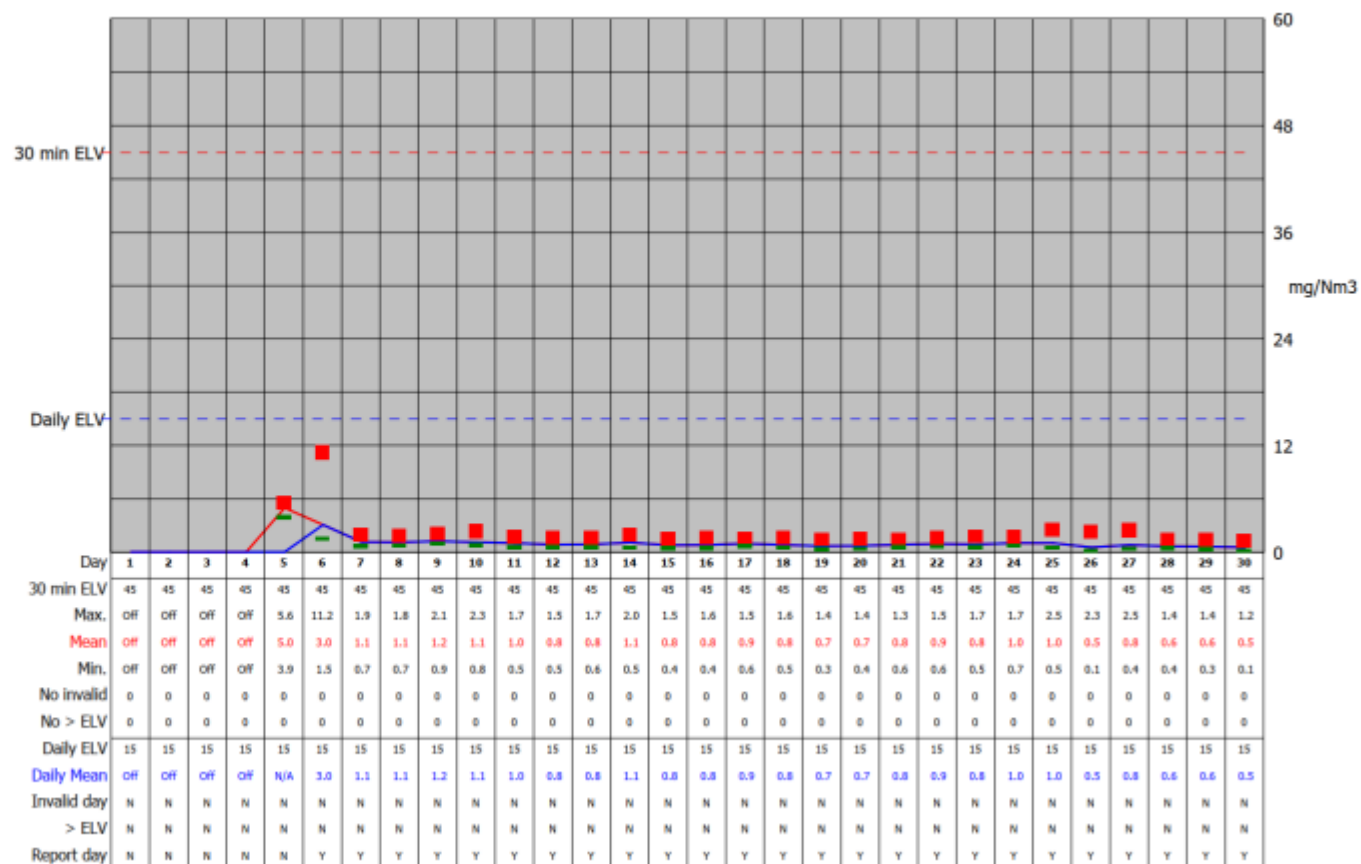
Date: **01/04/2022-30/04/2022**

Reporting of Continuously Monitored Emissions to Air for Dust, Emission Point Report for April, 2022



95th Percentile = 1.8
No. of valid averages = 1198

Month summary	
30 min ELV	
Monthly max.	11.2
Monthly mean	1.0
Monthly min.	0.1
Total invalid	0
Sum > ELV	0
Daily ELV	
Monthly max	3.0
No. invalid days	0
No. > ELV	0
No. report days	25



SignedPaul Fitzsimmons.....

Date.....26/07/2022.....

(authorised to sign as representative of **Margam Green Energy Limited**)

Permit Number: **EPR/DP3137EG**

Operator: **Margam Green Energy Limited**

Facility: **Margam Green Energy Plant**

Form Number : **Air 1**

Date: **01/04/2022-30/04/2022**