

Permit Number: **EPR/DP3137EG**

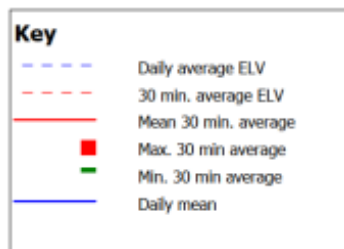
Operator: **Margam Green Energy Limited**

Facility: **Margam Green Energy Plant**

Form Number : **Air 1**

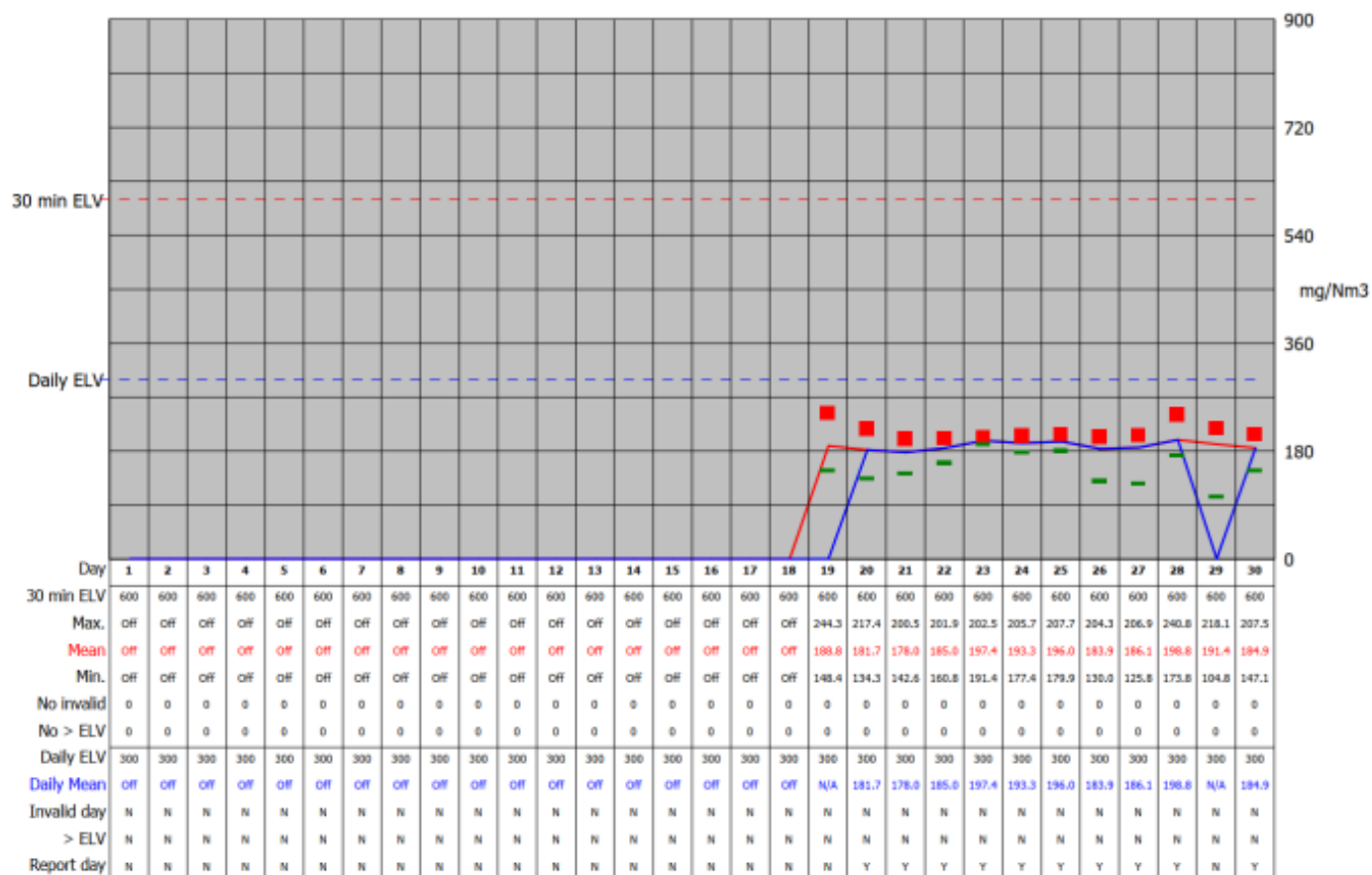
Date: **01/06/2022-30/06/2022**

Reporting of Continuously Monitored Emissions to Air for NO_x , Emission Point Report for June, 2022



95th Percentile = 204.7
No. of valid averages = 532

Month summary	
30 min ELV	
Monthly max.	244.3
Monthly mean	188.8
Monthly min.	104.8
Total invalid	0
Sum > ELV	0
Daily ELV	
Monthly max	198.8
No. invalid days	0
No. > ELV	0
No. report days	10



SignedPaul Fitzsimmons.....

Date.....26/07/2022.....

(authorised to sign as representative of **Margam Green Energy Limited**)

Permit Number: **EPR/DP3137EG**


Operator: **Margam Green Energy Limited**

Facility: **Margam Green Energy Plant**

Form Number : **Air 1**

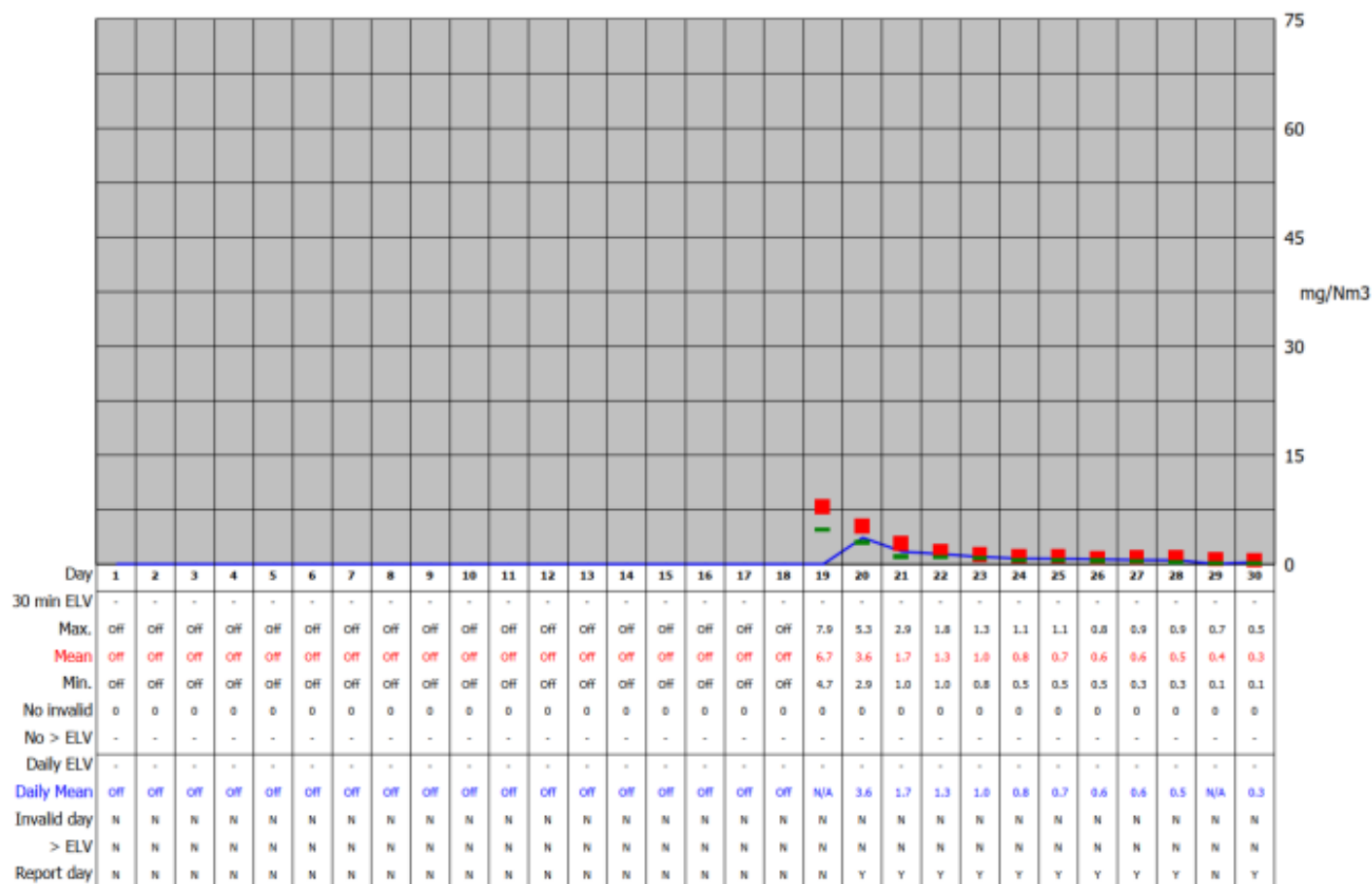
Date: **01/06/2022-30/06/2022**

Reporting of Continuously Monitored Emissions to Air for NH₃ , Emission Point Report for June, 2022



95th Percentile = 4.0
No. of valid averages = 532

Month summary	
30 min ELV	
Monthly max.	7.9
Monthly mean	1.2
Monthly min.	0.1
Total invalid	0
Sum > ELV	0
Daily ELV	
Monthly max	3.6
No. invalid days	0
No. > ELV	0
No. report days	10



SignedPaul Fitzsimmons.....

Date.....26/07/2022.....

(authorised to sign as representative of **Margam Green Energy Limited**)

Permit Number: **EPR/DP3137EG**

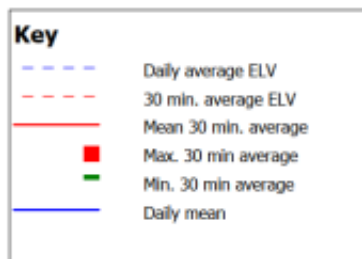
Operator: **Margam Green Energy Limited**

Facility: **Margam Green Energy Plant**

Form Number : **Air 1**

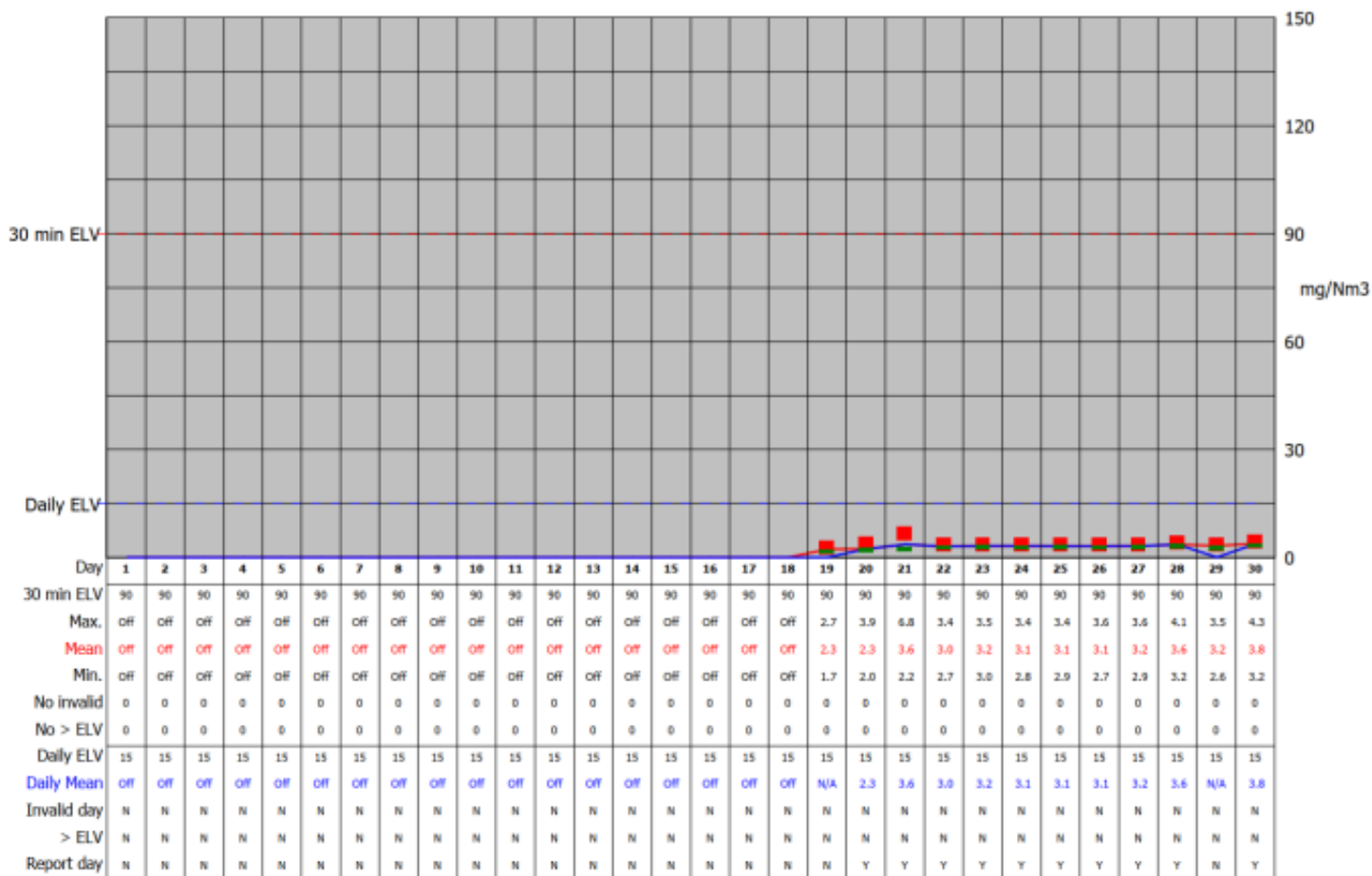
Date: **01/06/2022-30/06/2022**

Reporting of Continuously Monitored Emissions to Air for HCl, Emission Point Report for June, 2022



95th Percentile = 4.0
No. of valid averages = 532

Month summary	
30 min ELV	
Monthly max.	6.8
Monthly mean	3.2
Monthly min.	1.7
Total invalid	0
Sum > ELV	0
Daily ELV	
Monthly max	3.8
No. invalid days	0
No. > ELV	0
No. report days	10



SignedPaul Fitzsimmons.....

Date.....26/07/2022.....

(authorised to sign as representative of **Margam Green Energy Limited**)

Permit Number: **EPR/DP3137EG**

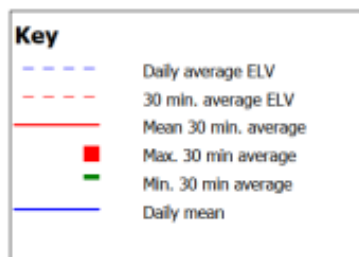
Operator: **Margam Green Energy Limited**

Facility: **Margam Green Energy Plant**

Form Number : **Air 1**

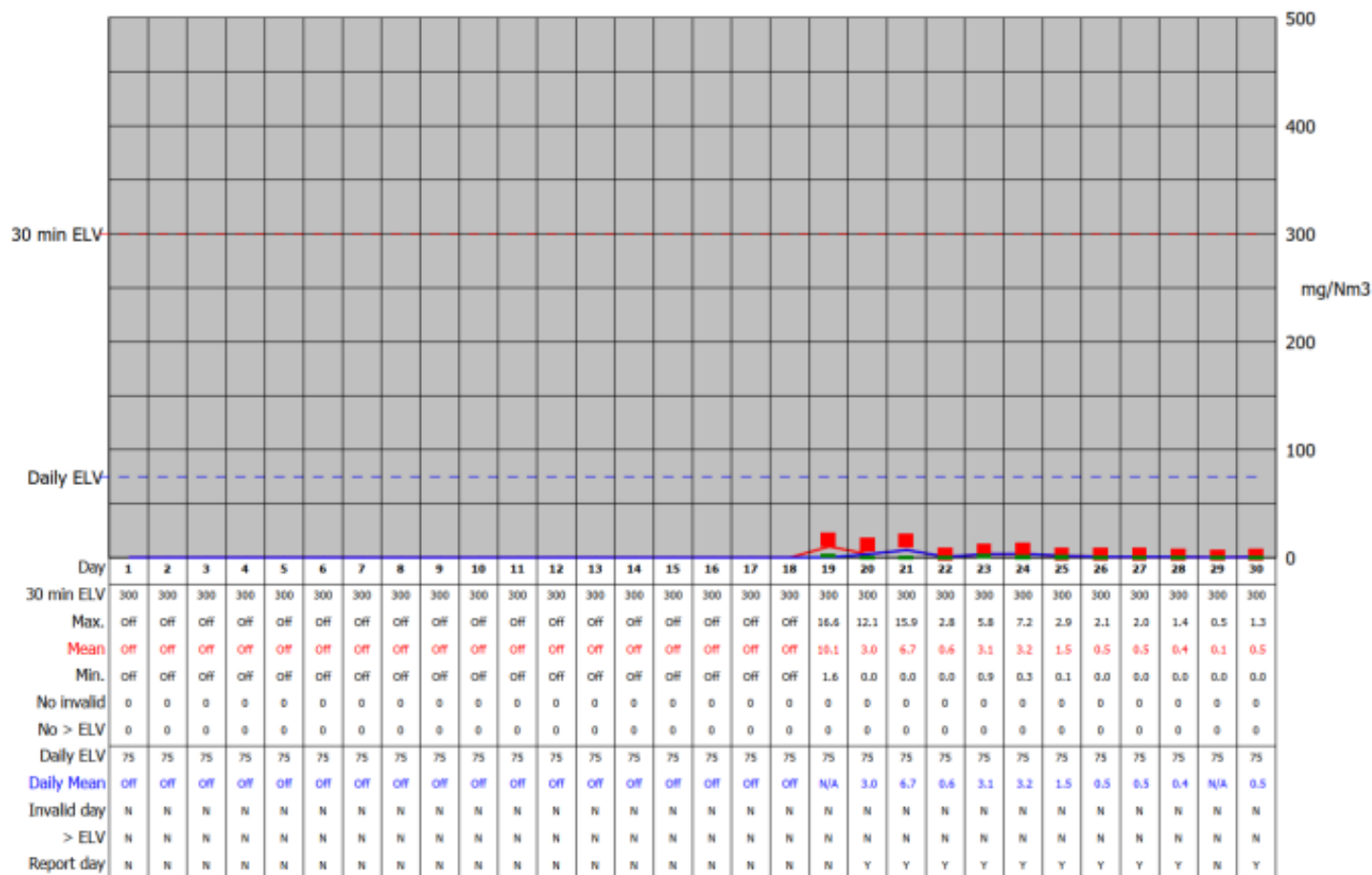
Date: **01/06/2022-30/06/2022**

Reporting of Continuously Monitored Emissions to Air for SO₂, Emission Point Report for June, 2022



95th Percentile = 10.2
No. of valid averages = 532

Month summary	
30 min ELV	
Monthly max.	16.6
Monthly mean	2.1
Monthly min.	0.0
Total invalid	0
Sum > ELV	0
Daily ELV	
Monthly max	6.7
No. invalid days	0
No. > ELV	0
No. report days	10



SignedPaul Fitzsimmons.....

Date.....26/07/2022.....

(authorised to sign as representative of **Margam Green Energy Limited**)

Permit Number: **EPR/DP3137EG**

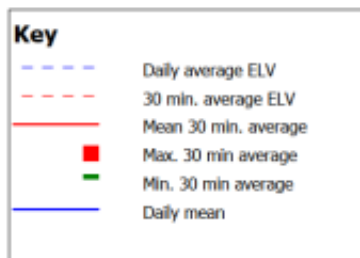
Operator: **Margam Green Energy Limited**

Facility: **Margam Green Energy Plant**

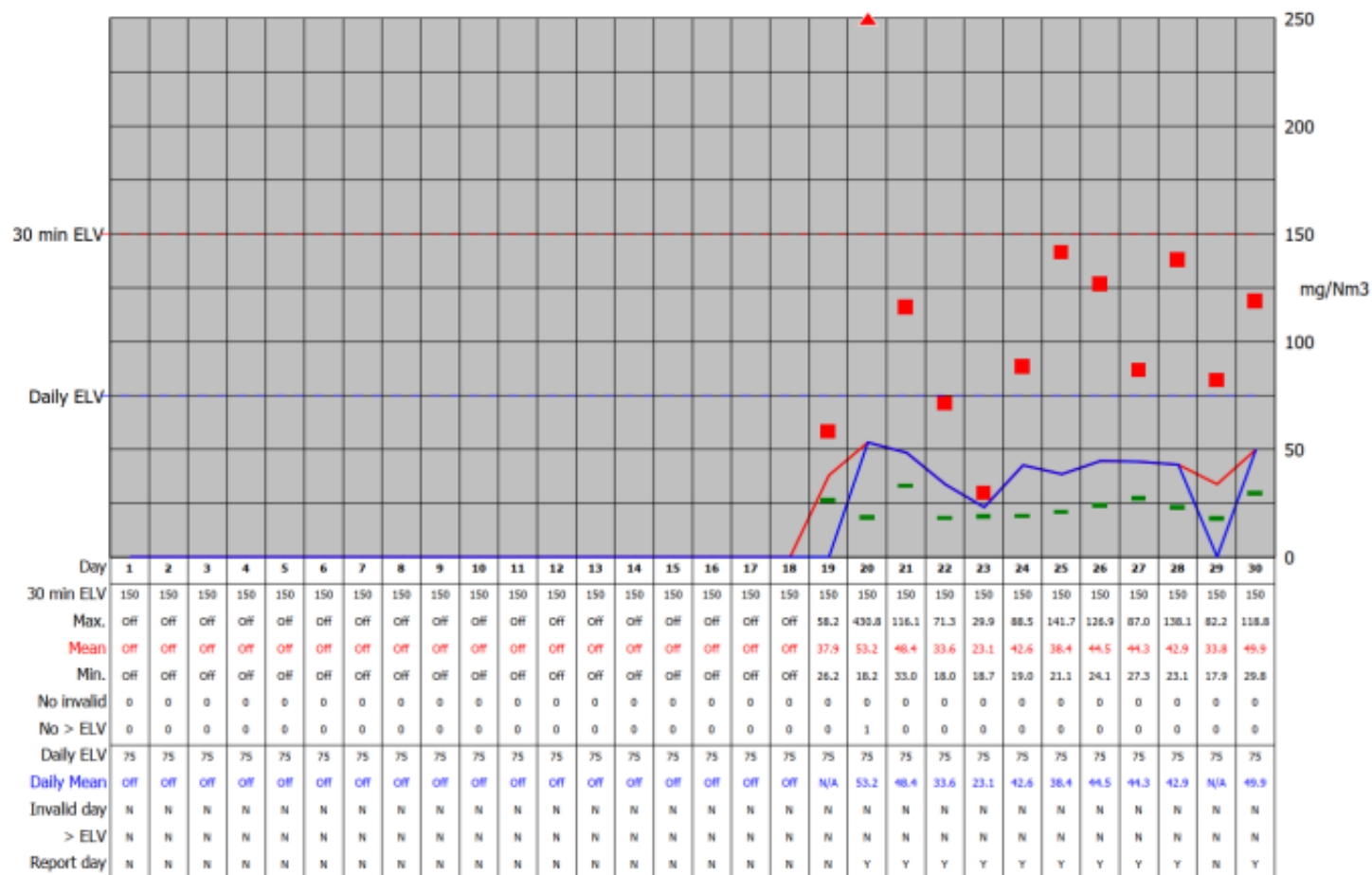
Form Number : **Air 1**

Date: **01/06/2022-30/06/2022**

Reporting of Continuously Monitored Emissions to Air for CO, Emission Point Report for June, 2022



95th Percentile = 78.1
No. of valid averages = 532



Month summary	
30 min ELV	
Monthly max.	430.8
Monthly mean	41.3
Monthly min.	17.9
Total invalid	0
Sum > ELV	1
Daily ELV	
Monthly max	53.2
No. invalid days	0
No. > ELV	0
No. report days	10

SignedPaul Fitzsimmons.....

Date.....26/07/2022.....

(authorised to sign as representative of **Margam Green Energy Limited**)

Permit Number: **EPR/DP3137EG**

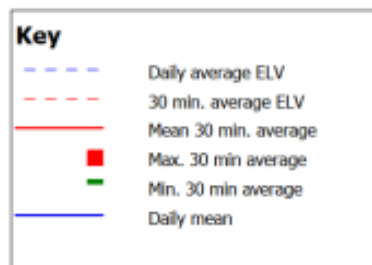
Operator: **Margam Green Energy Limited**

Facility: **Margam Green Energy Plant**

Form Number : **Air 1**

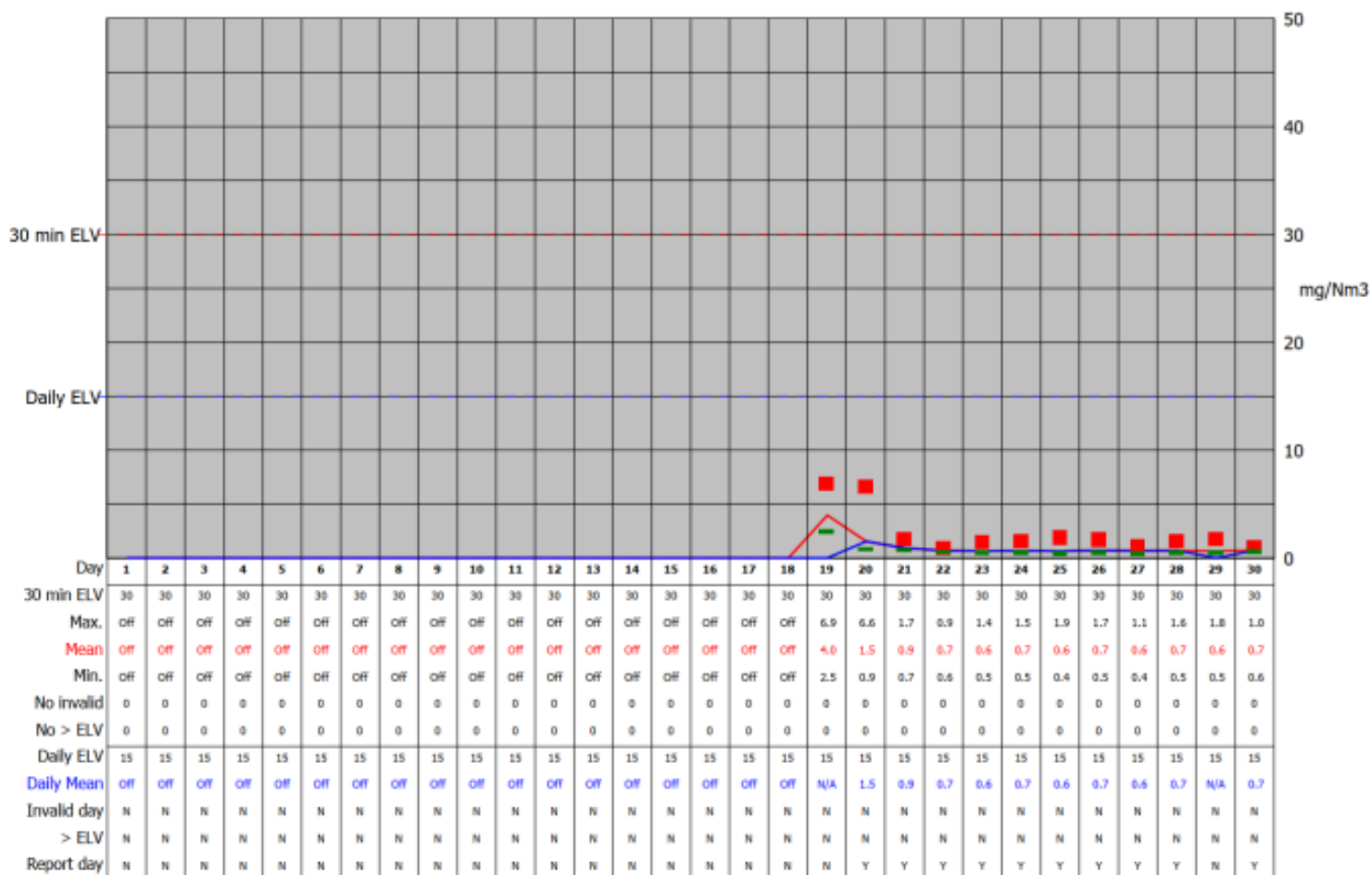
Date: **01/06/2022-30/06/2022**

Reporting of Continuously Monitored Emissions to Air for TOC, Emission Point Report for June, 2022



95th Percentile = 2.0
No. of valid averages = 532

Month summary	
30 min ELV	
Monthly max.	6.9
Monthly mean	0.9
Monthly min.	0.4
Total invalid	0
Sum > ELV	0
Daily ELV	
Monthly max	1.5
No. invalid days	0
No. > ELV	0
No. report days	10



SignedPaul Fitzsimmons.....

Date.....26/07/2022.....

(authorised to sign as representative of **Margam Green Energy Limited**)

Permit Number: **EPR/DP3137EG**

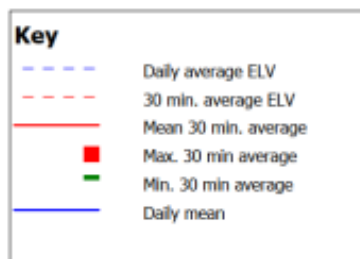
Operator: **Margam Green Energy Limited**

Facility: **Margam Green Energy Plant**

Form Number : **Air 1**

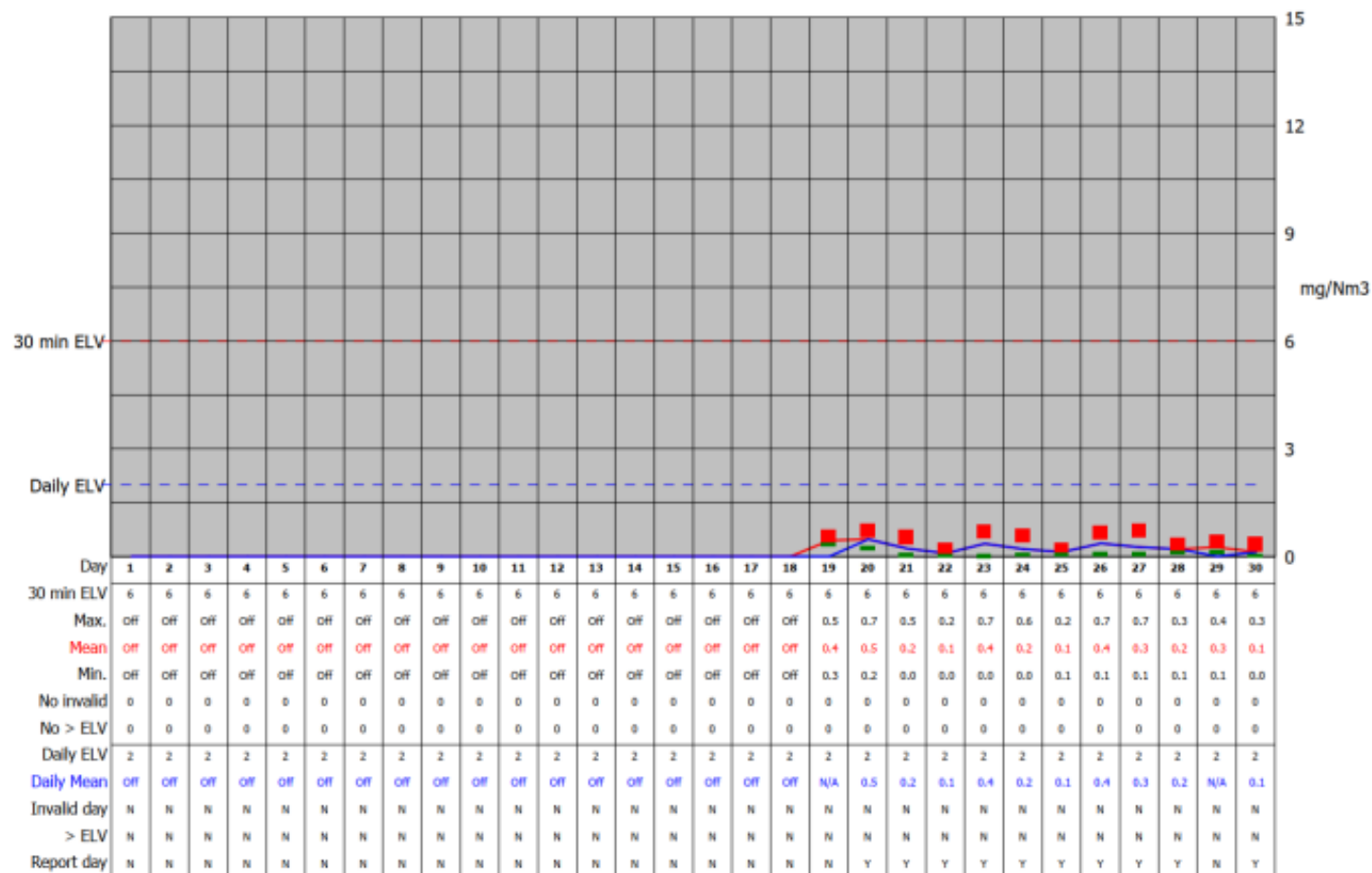
Date: **01/06/2022-30/06/2022**

Reporting of Continuously Monitored Emissions to Air for HF, Emission Point Report for June, 2022



95th Percentile = 0.5
No. of valid averages = 532

Month summary	
30 min ELV	
Monthly max.	0.7
Monthly mean	0.2
Monthly min.	0.0
Total invalid	0
Sum > ELV	0
Daily ELV	
Monthly max	0.5
No. invalid days	0
No. > ELV	0
No. report days	10



SignedPaul Fitzsimmons.....

Date.....26/07/2022.....

(authorised to sign as representative of **Margam Green Energy Limited**)

Permit Number: **EPR/DP3137EG**

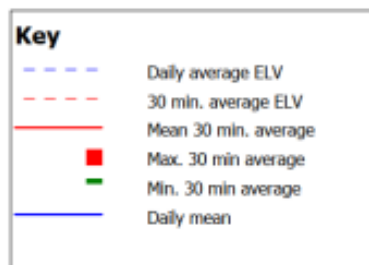
Operator: **Margam Green Energy Limited**

Facility: **Margam Green Energy Plant**

Form Number : **Air 1**

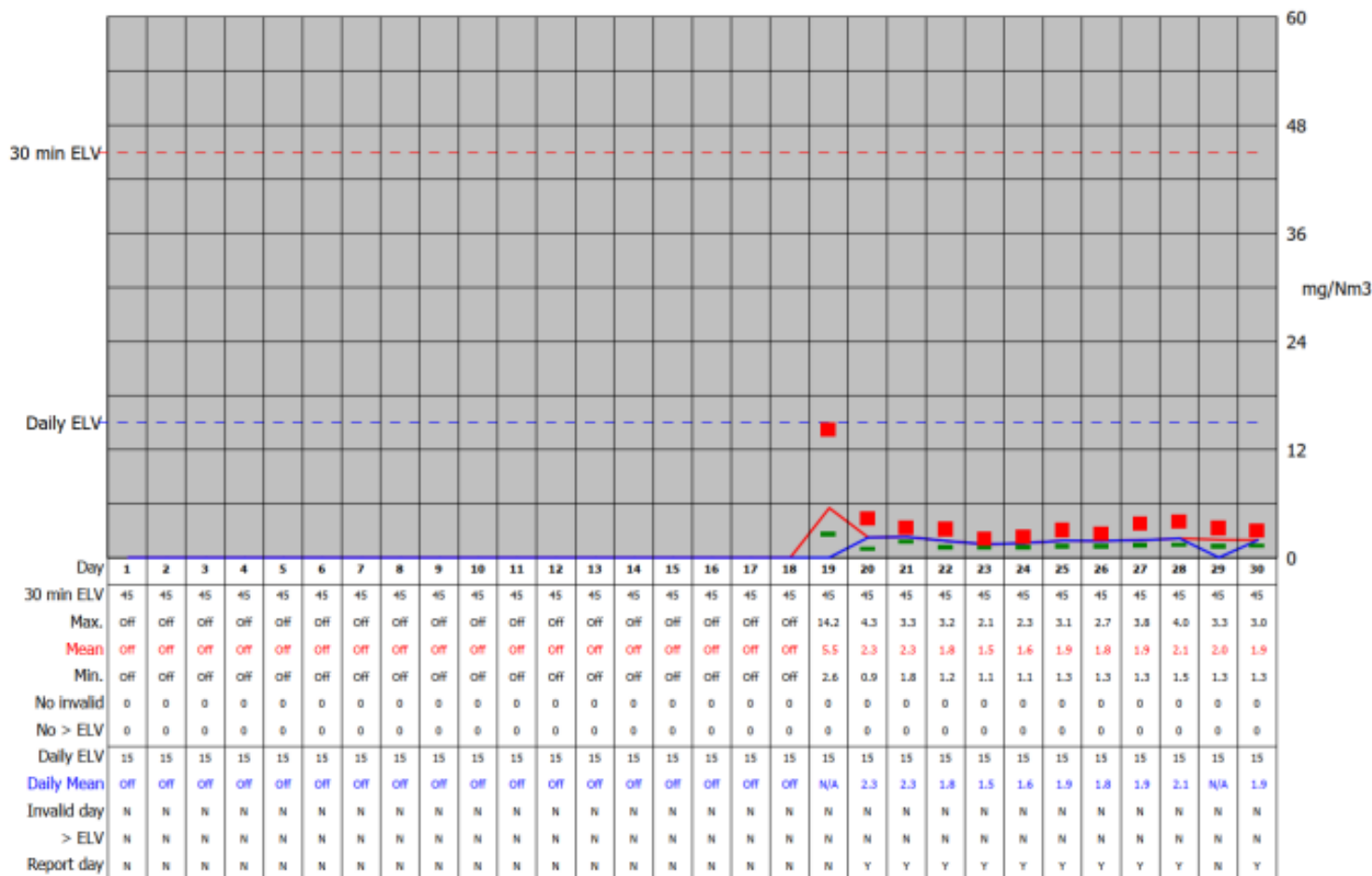
Date: **01/06/2022-30/06/2022**

Reporting of Continuously Monitored Emissions to Air for Dust, Emission Point Report for June, 2022



95th Percentile = 3.0
No. of valid averages = 532

Month summary	
30 min ELV	
Monthly max.	14.2
Monthly mean	2.0
Monthly min.	0.9
Total invalid	0
Sum > ELV	0
Daily ELV	
Monthly max	2.3
No. invalid days	0
No. > ELV	0
No. report days	10



SignedPaul Fitzsimmons.....

Date.....26/07/2022.....

(authorised to sign as representative of **Margam Green Energy Limited**)

Permit Number: **EPR/DP3137EG**

Operator: **Margam Green Energy Limited**

Facility: **Margam Green Energy Plant**

Form Number : **Air 1**

Date: **01/06/2022-30/06/2022**