

Permit Number: **EPR/DP3137EG**

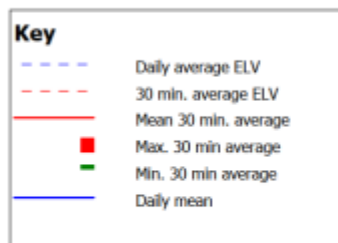
Operator: **Margam Green Energy Limited**

Facility: **Margam Green Energy Plant**

Form Number : **Air 1**

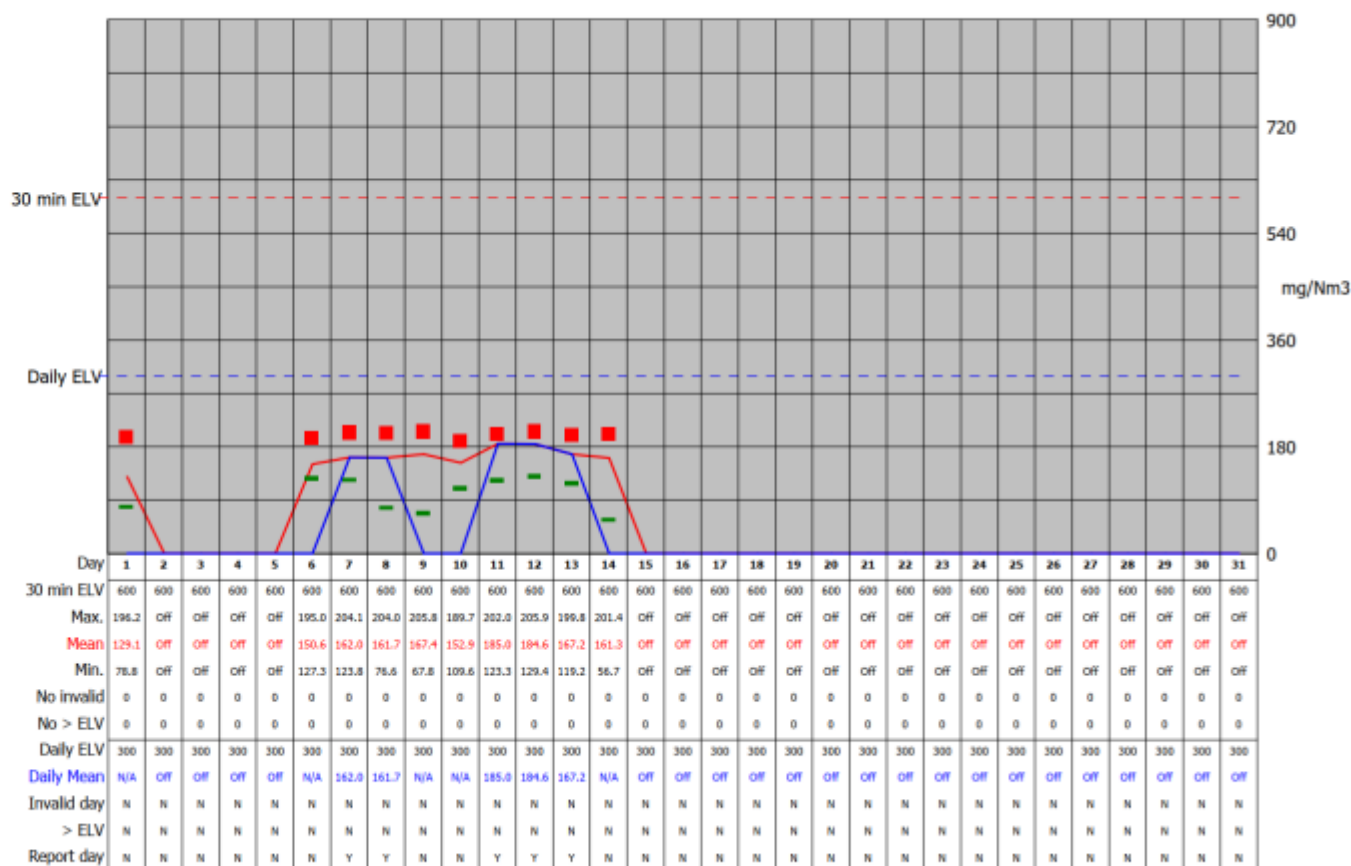
Date: **01/05/2022-31/05/2022**

Reporting of Continuously Monitored Emissions to Air for NO_x , Emission Point Report for May, 2022



95th Percentile = 200.7
No. of valid averages = 361

Month summary	
30 min ELV	
Monthly max.	205.9
Monthly mean	165.6
Monthly min.	56.7
Total invalid	0
Sum > ELV	0
Daily ELV	
Monthly max	185.0
No. invalid days	0
No. > ELV	0
No. report days	5



SignedPaul Fitzsimmons.....

Date.....26/07/2022.....

(authorised to sign as representative of **Margam Green Energy Limited**)

Permit Number: **EPR/DP3137EG**


Operator: **Margam Green Energy Limited**

Facility: **Margam Green Energy Plant**

Form Number : **Air 1**

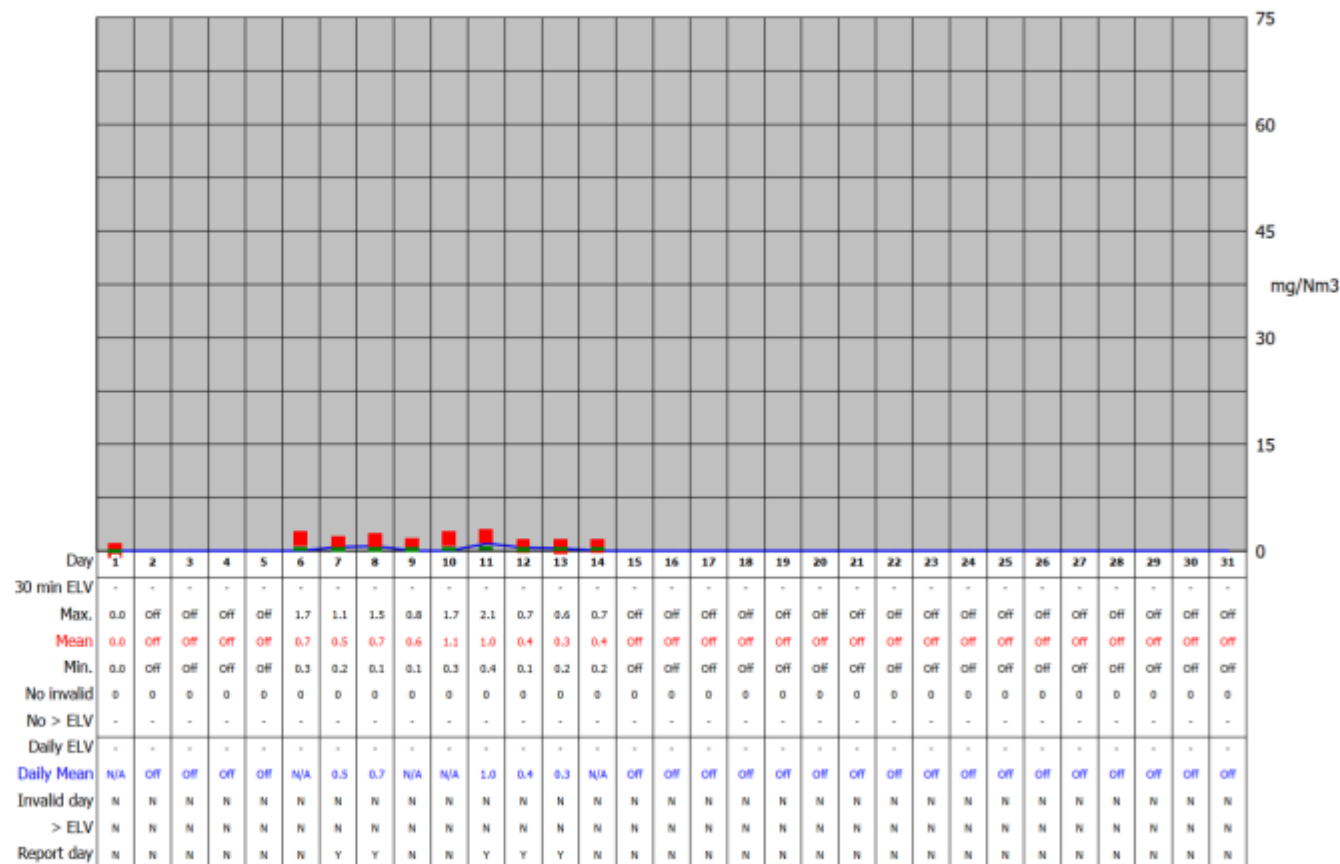
Date: **01/05/2022-31/05/2022**

Reporting of Continuously Monitored Emissions to Air for NH₃ , Emission Point Report for May, 2022



95th Percentile = 1.3
No. of valid averages = 361

Month summary	
30 min ELV	
Monthly max.	2.1
Monthly mean	0.6
Monthly min.	0.0
Total invalid	0
Sum > ELV	0
Daily ELV	
Monthly max	1.0
No. invalid days	0
No. > ELV	0
No. report days	5



SignedPaul Fitzsimmons.....

Date.....26/07/2022.....

(authorised to sign as representative of **Margam Green Energy Limited**)

Permit Number: **EPR/DP3137EG**

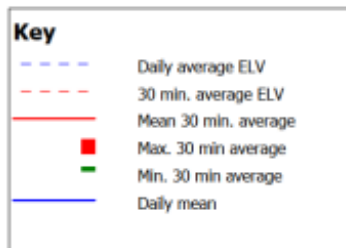
Operator: **Margam Green Energy Limited**

Facility: **Margam Green Energy Plant**

Form Number : **Air 1**

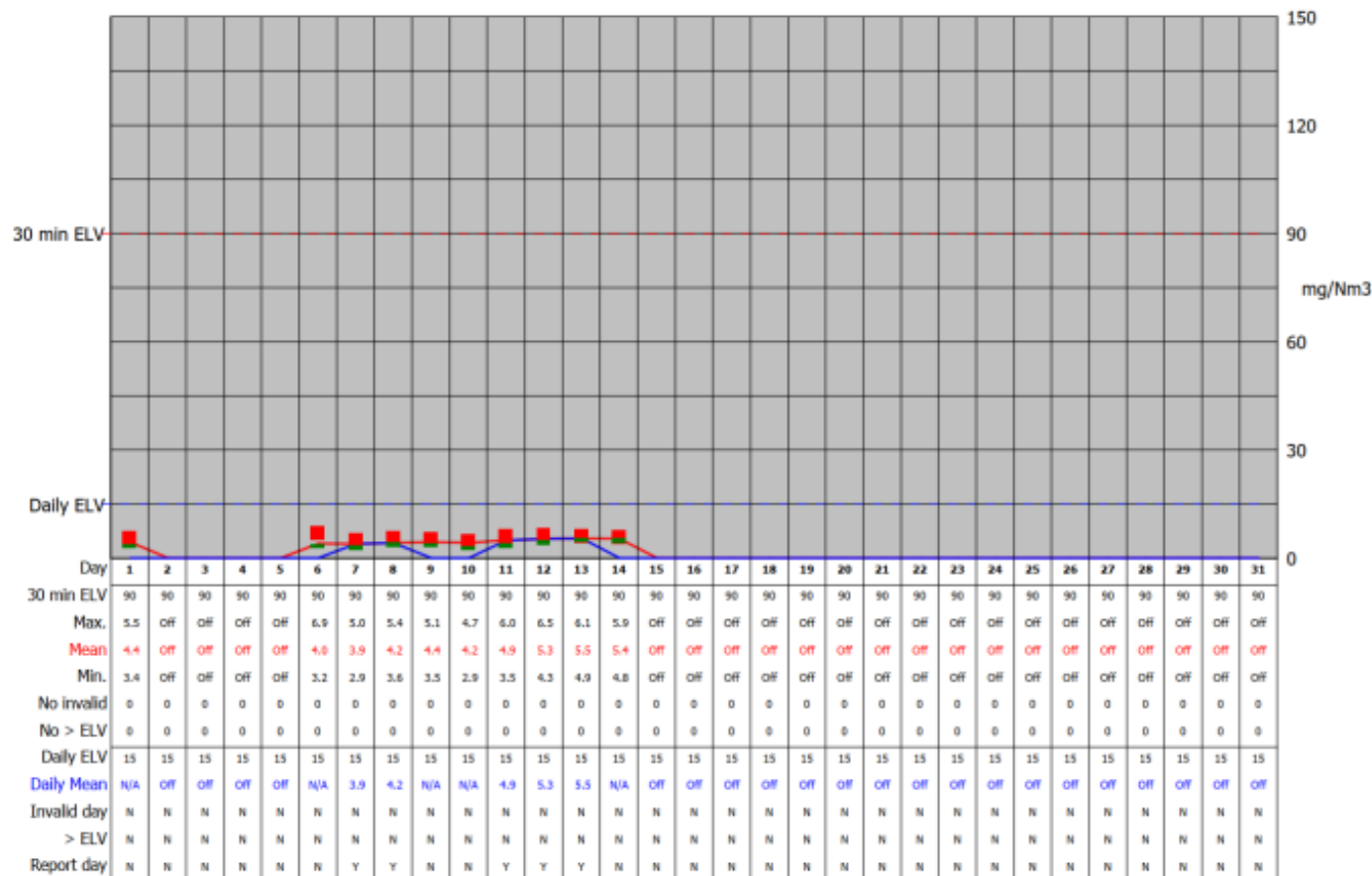
Date: **01/05/2022-31/05/2022**

Reporting of Continuously Monitored Emissions to Air for HCl, Emission Point Report for May, 2022



95th Percentile = 5.7
No. of valid averages = 361

Month summary	
30 min ELV	
Monthly max.	6.9
Monthly mean	4.7
Monthly min.	2.9
Total invalid	0
Sum > ELV	0
Daily ELV	
Monthly max	5.5
No. invalid days	0
No. > ELV	0
No. report days	5



SignedPaul Fitzsimmons.....

Date.....26/07/2022.....

(authorised to sign as representative of **Margam Green Energy Limited**)

Permit Number: **EPR/DP3137EG**

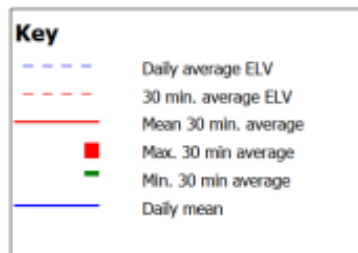
Operator: **Margam Green Energy Limited**

Facility: **Margam Green Energy Plant**

Form Number : **Air 1**

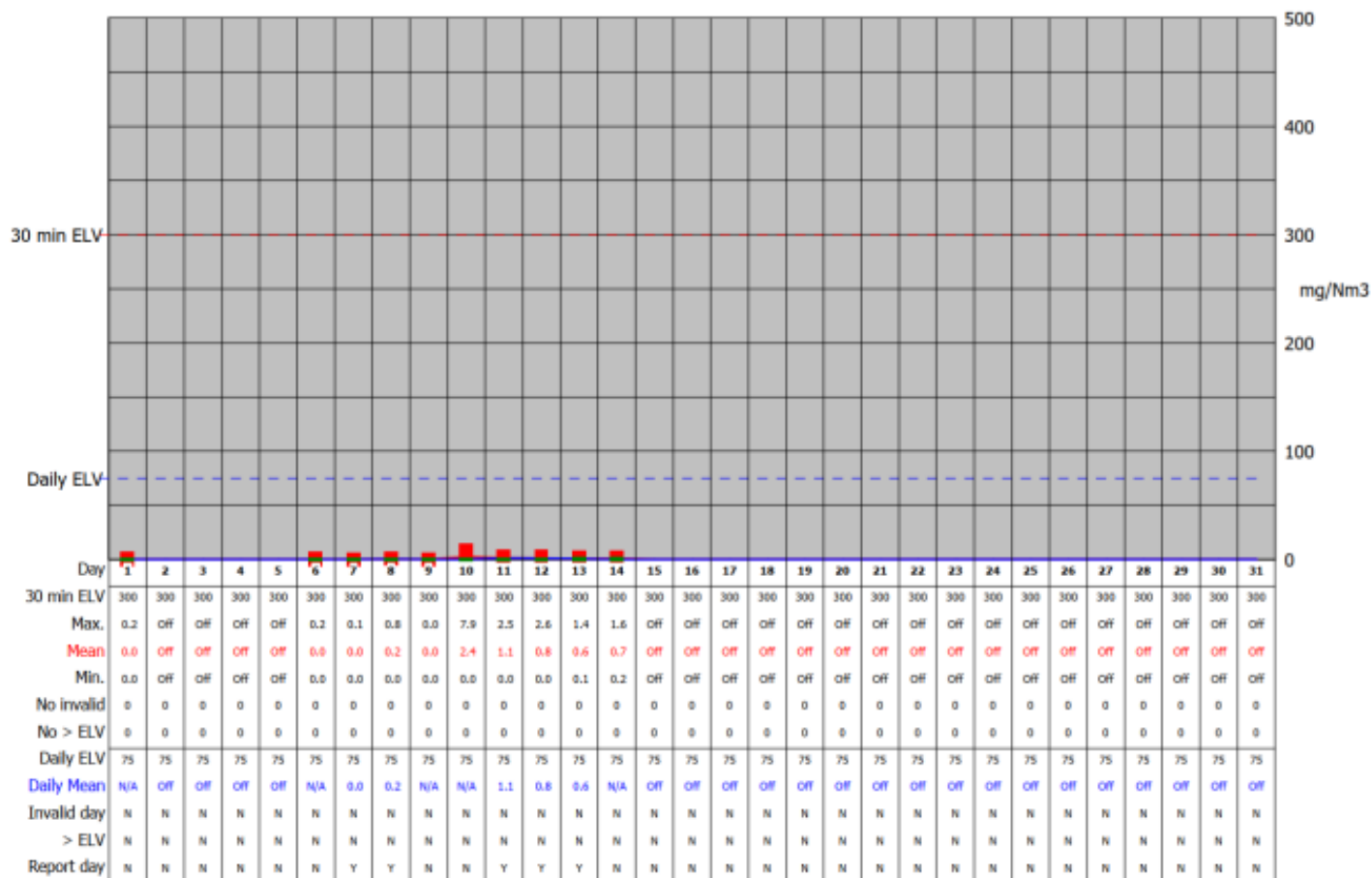
Date: **01/05/2022-31/05/2022**

Reporting of Continuously Monitored Emissions to Air for SO₂ , Emission Point Report for May, 2022



95th Percentile = 1.6
No. of valid averages = 361

Month summary	
30 min ELV	
Monthly max.	7.9
Monthly mean	0.5
Monthly min.	0.0
Total invalid	0
Sum > ELV	0
Daily ELV	
Monthly max	1.1
No. invalid days	0
No. > ELV	0
No. report days	5



SignedPaul Fitzsimmons.....

Date.....26/07/2022.....

(authorised to sign as representative of **Margam Green Energy Limited**)

Permit Number: **EPR/DP3137EG**

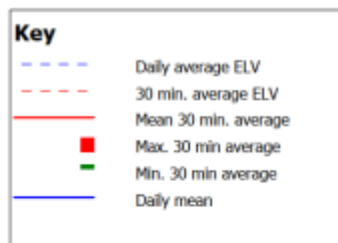
Operator: **Margam Green Energy Limited**

Facility: **Margam Green Energy Plant**

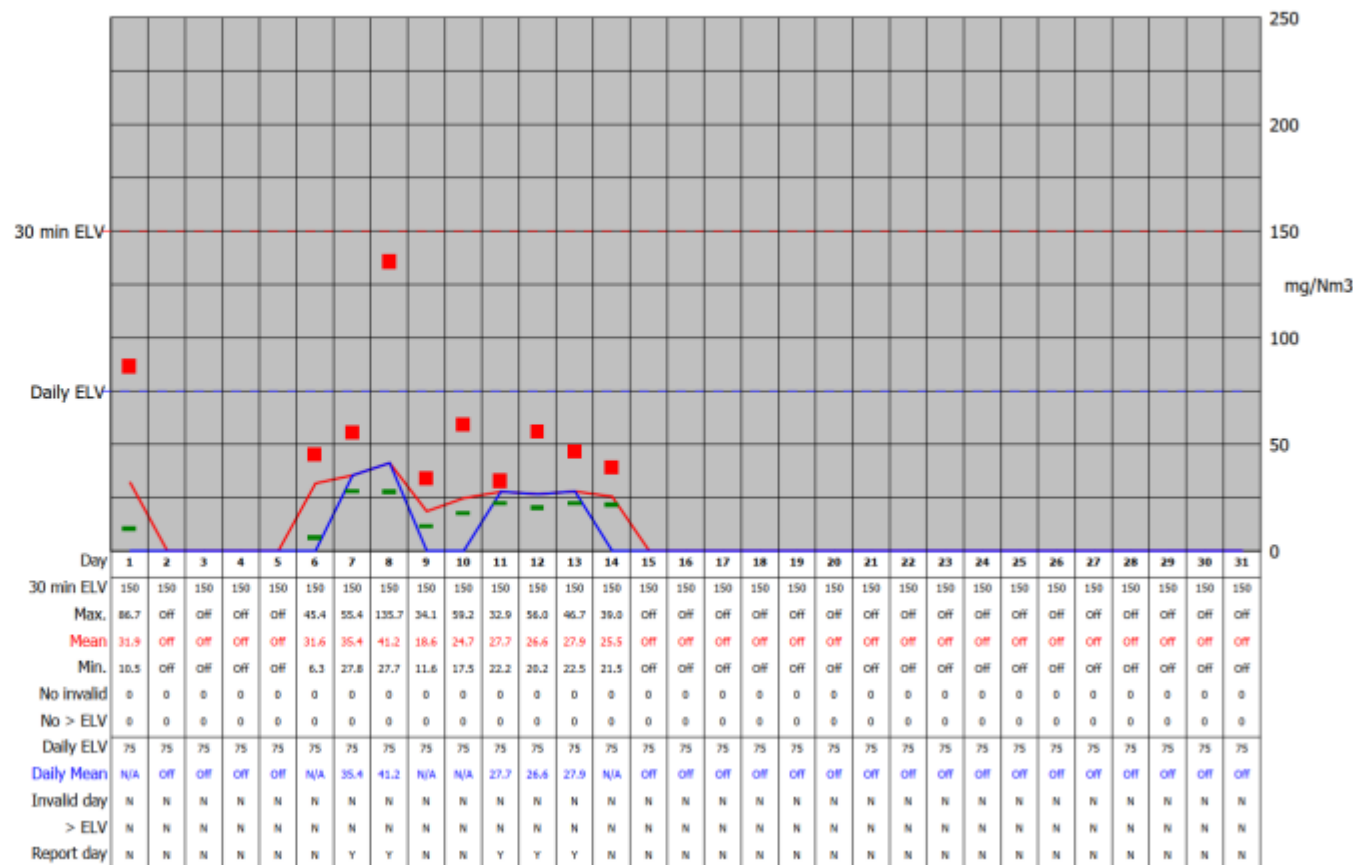
Form Number : **Air 1**

Date: **01/05/2022-31/05/2022**

Reporting of Continuously Monitored Emissions to Air for CO, Emission Point Report for May, 2022



95th Percentile = 48.5
No. of valid averages = 361



Month summary	
30 min ELV	
Monthly max.	135.7
Monthly mean	30.3
Monthly min.	6.3
Total invalid	0
Sum > ELV	0
Daily ELV	
Monthly max	41.2
No. invalid days	0
No. > ELV	0
No. report days	5

SignedPaul Fitzsimmons.....

Date.....26/07/2022.....

(authorised to sign as representative of **Margam Green Energy Limited**)

Permit Number: **EPR/DP3137EG**

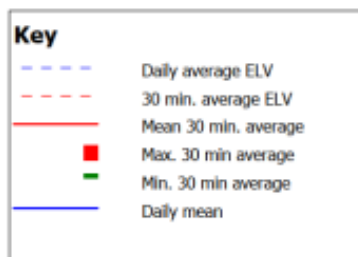
Operator: **Margam Green Energy Limited**

Facility: **Margam Green Energy Plant**

Form Number : **Air 1**

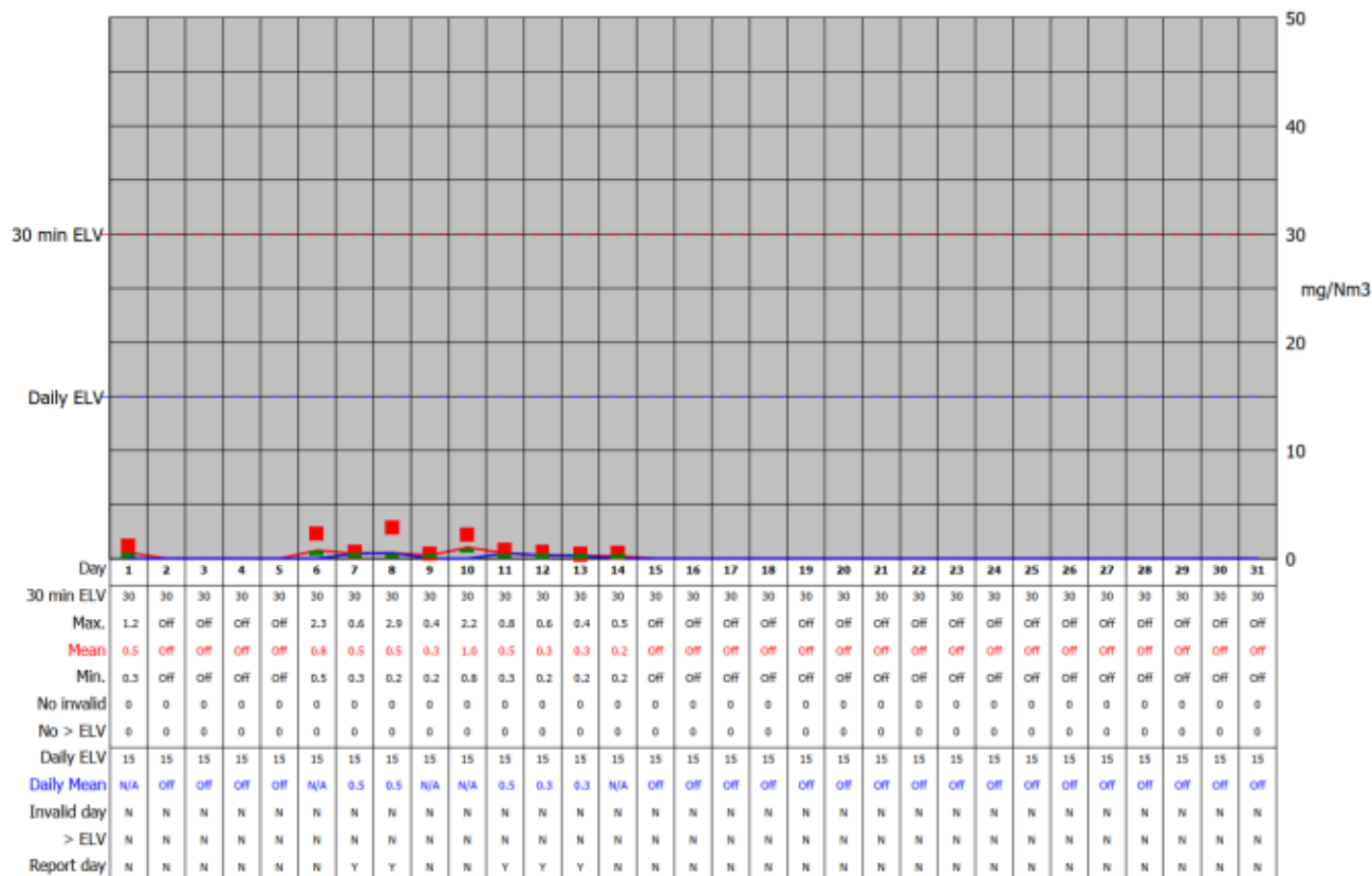
Date: **01/05/2022-31/05/2022**

Reporting of Continuously Monitored Emissions to Air for TOC, Emission Point Report for May, 2022



95th Percentile = 1.0
No. of valid averages = 361

Month summary		
30 min ELV		
Monthly max.	2.9	
Monthly mean	0.4	
Monthly min.	0.2	
Total invalid	0	
Sum > ELV	0	
Daily ELV		
Monthly max	0.5	
No. invalid days	0	
No. > ELV	0	
No. report days	5	



SignedPaul Fitzsimmons.....

Date.....26/07/2022.....

(authorised to sign as representative of **Margam Green Energy Limited**)

Permit Number: **EPR/DP3137EG**

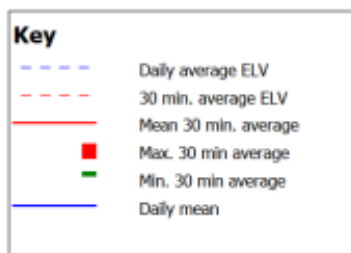
Operator: **Margam Green Energy Limited**

Facility: **Margam Green Energy Plant**

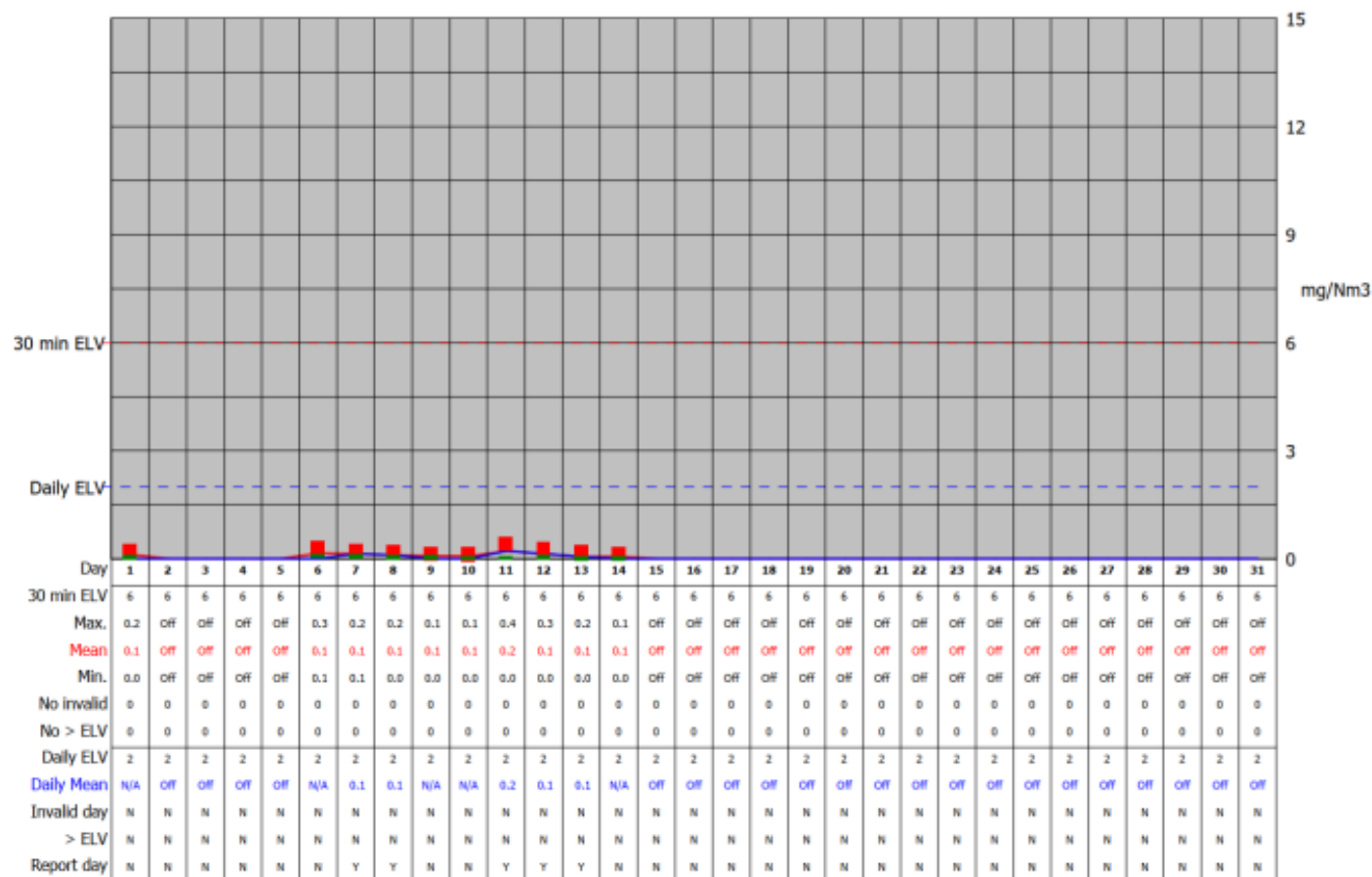
Form Number : **Air 1**

Date: **01/05/2022-31/05/2022**

Reporting of Continuously Monitored Emissions to Air for HF, Emission Point Report for May, 2022



95th Percentile = 0.3
No. of valid averages = 361



Month summary	
30 min ELV	
Monthly max.	0.4
Monthly mean	0.1
Monthly min.	0.0
Total invalid	0
Sum > ELV	0
Daily ELV	
Monthly max	0.2
No. invalid days	0
No. > ELV	0
No. report days	5

SignedPaul Fitzsimmons.....

Date.....26/07/2022.....

(authorised to sign as representative of **Margam Green Energy Limited**)

Permit Number: **EPR/DP3137EG**

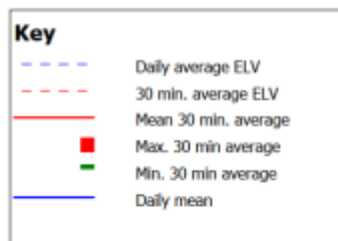
Operator: **Margam Green Energy Limited**

Facility: **Margam Green Energy Plant**

Form Number : **Air 1**

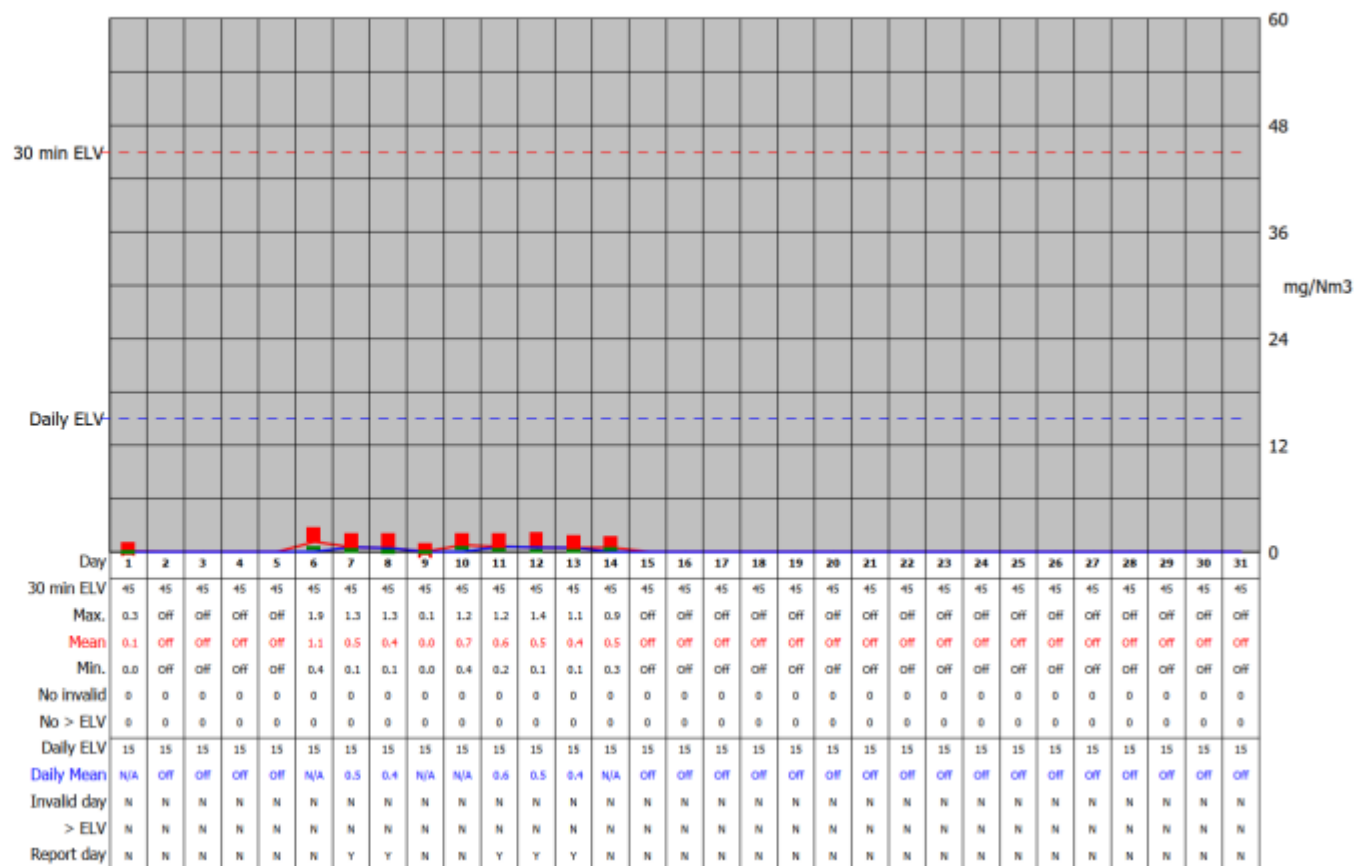
Date: **01/05/2022-31/05/2022**

Reporting of Continuously Monitored Emissions to Air for Dust, Emission Point Report for May, 2022



95th Percentile = 1.2
No. of valid averages = 361

Month summary	
30 min ELV	
Monthly max.	1.9
Monthly mean	0.5
Monthly min.	0.0
Total invalid	0
Sum > ELV	0
Daily ELV	
Monthly max	0.6
No. invalid days	0
No. > ELV	0
No. report days	5



SignedPaul Fitzsimmons.....

Date.....26/07/2022.....

(authorised to sign as representative of **Margam Green Energy Limited**)

Permit Number: **EPR/DP3137EG**

Operator: **Margam Green Energy Limited**

Facility: **Margam Green Energy Plant**

Form Number : **Air 1**

Date: **01/05/2022-31/05/2022**