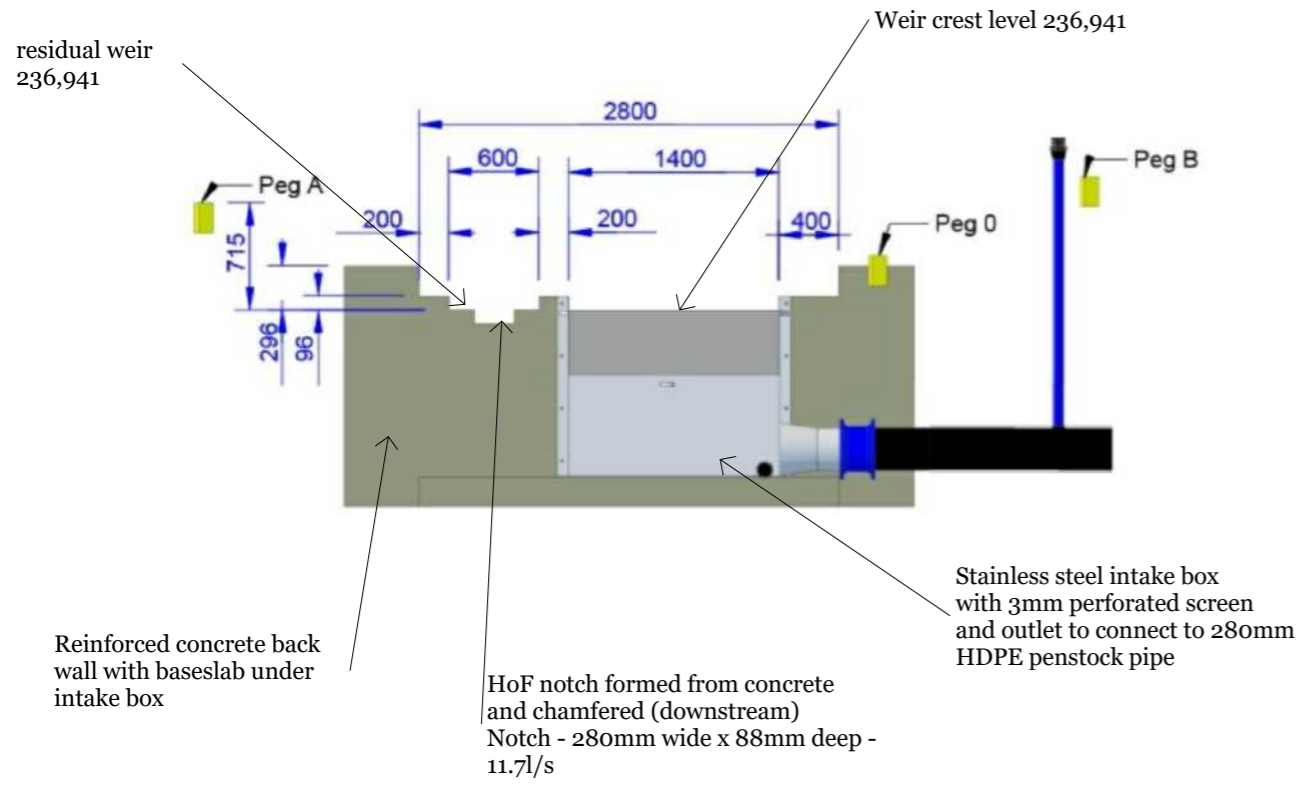
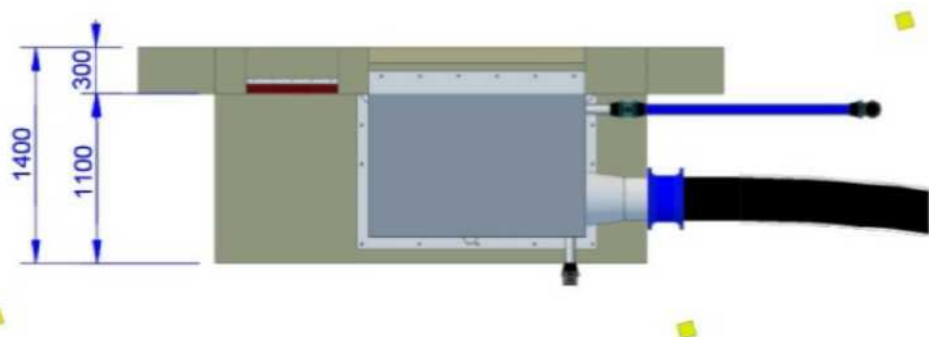


GA/Dimensions and Fish Pass Details

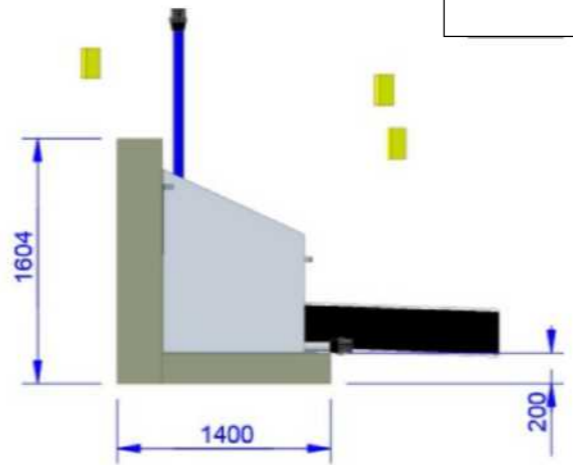
Front View



Top View



Side View



Notes:

HoF notch will be formed using the concrete used to form the weir crest

The downstream notch of Hof will be chamfered to ensure an adherant nappe form

300mm plunge pool across full width of structure

Gruff Wyn
Pant Coch
Rhostryfan
Caernarfon
Gwynedd
LL547PE
07855568731

Drawing no:
GA/Dimensions and Fish Pass
Details V2.5

Screen Width 1400mm

Scale 1 : 50 @A3

PROJECT
Nant y Betws

DRAWN BY
Original design by Greenerth
Hydro July2017

Drawings updated January 2019 GW

ISSUE
Jan 2019

RE-ISSUE

DESCRIPTION
General Arrangement
Dimensions
Fish Pass Details

Calculation of flow over rectangular broad notch in stop log:

Discharge coefficient, Cd = 1.6

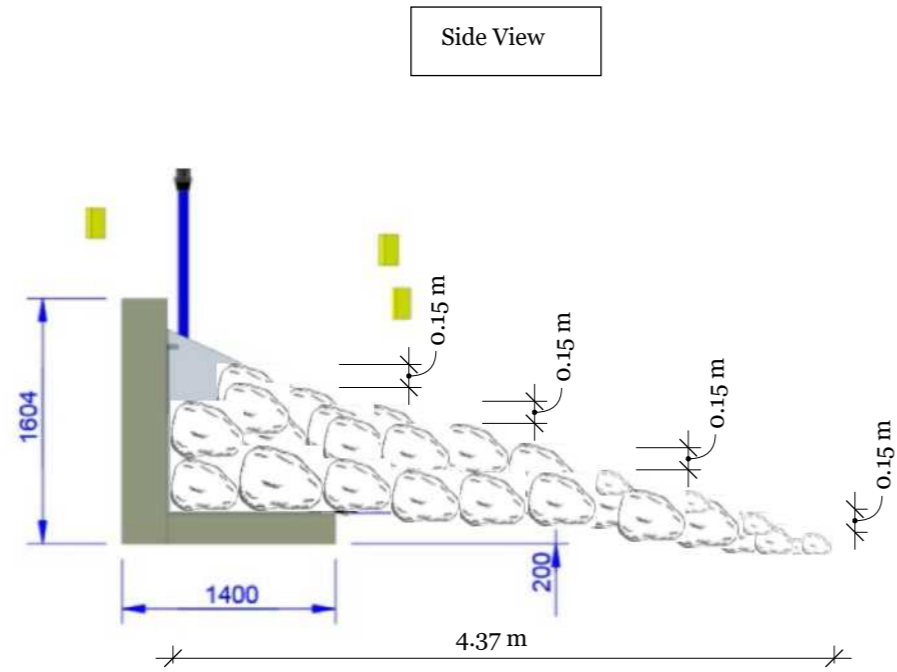
Notch depth, h = 0.088m

Notch width, w = 0.280m

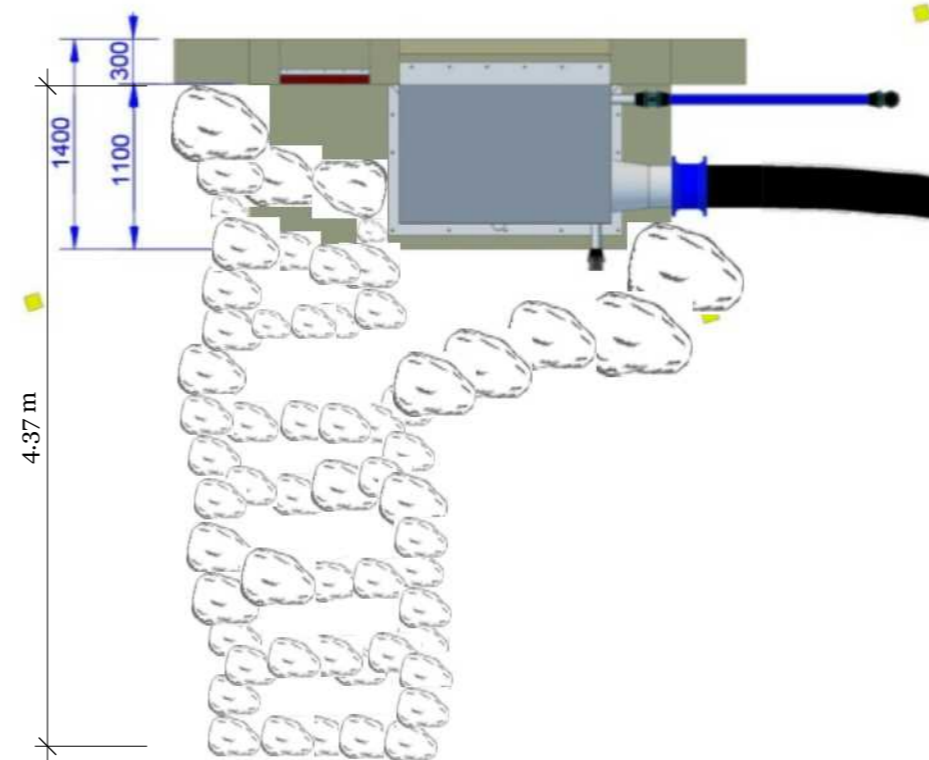
$$Q = Cd * w * h^{1.5} = 1.6 * 0.28 * 0.088^{1.5} = 11.7 \text{ lps}$$

GA/Dimensions and Fish Pass Details

Gruff Wyn
 Pant Coch
 Rhostryfan
 Caernarfon
 Gwynedd
 LL547PE
 07855568731



Top View



NOTES:

Fish Pass to be created from stone which will be set into mass fill concrete resulting in a firm structure.

The rocky ramp pass will resemble natural rapids with each step providing a fall of 150mm

300mm plunge pool in front of full width of structure

HOF notch to be chamfered downstream.

Drawing no:
 GA/Dimensions and Fish Pass
 Details V2.5

Screen Width 1400mm

Scale 1 : 50 @A3

PROJECT
 Nant y Betws

DRAWN BY
 Original design by Greenearth
 Hydro July 2017
 Drawings updated January 2019 GW

ISSUE
 Jan 2019

RE-ISSUE

DESCRIPTION
 General Arrangement
 Dimensions
 Fish Pass Details