

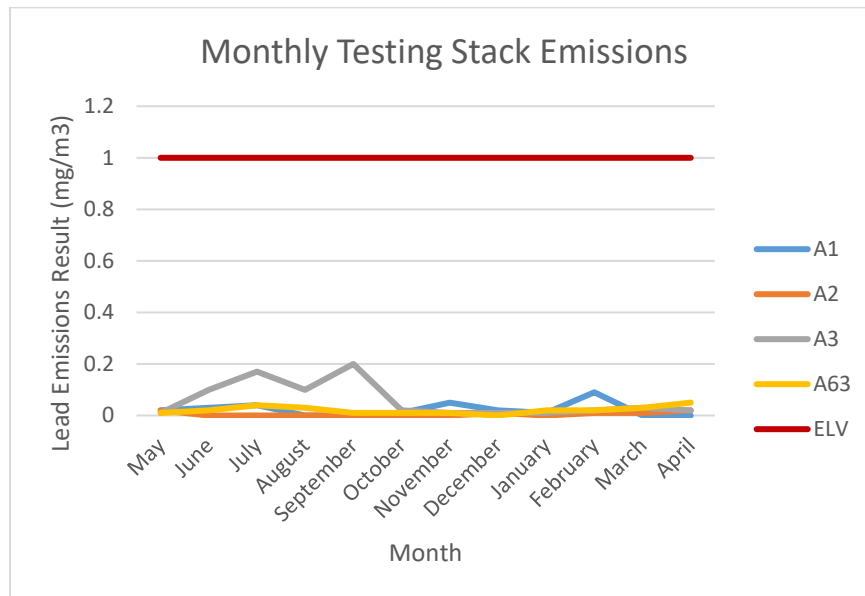
## Fugitive Emissions Summary Report 2022

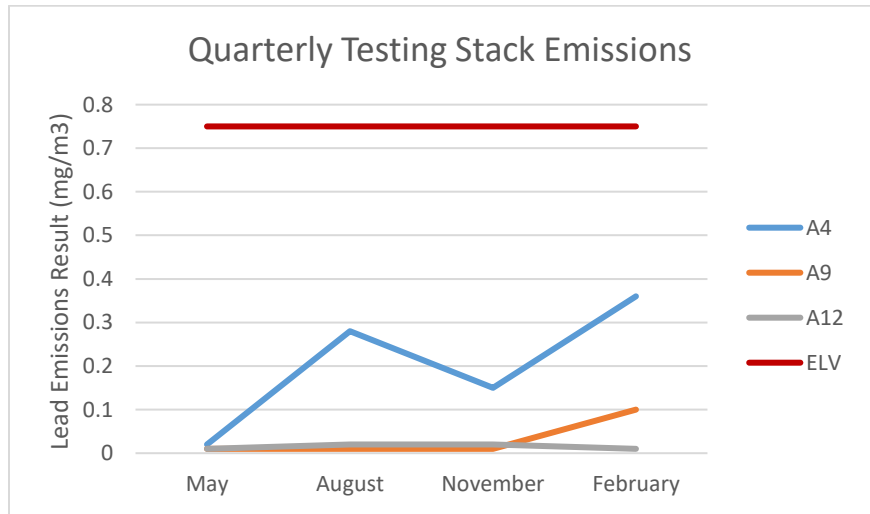
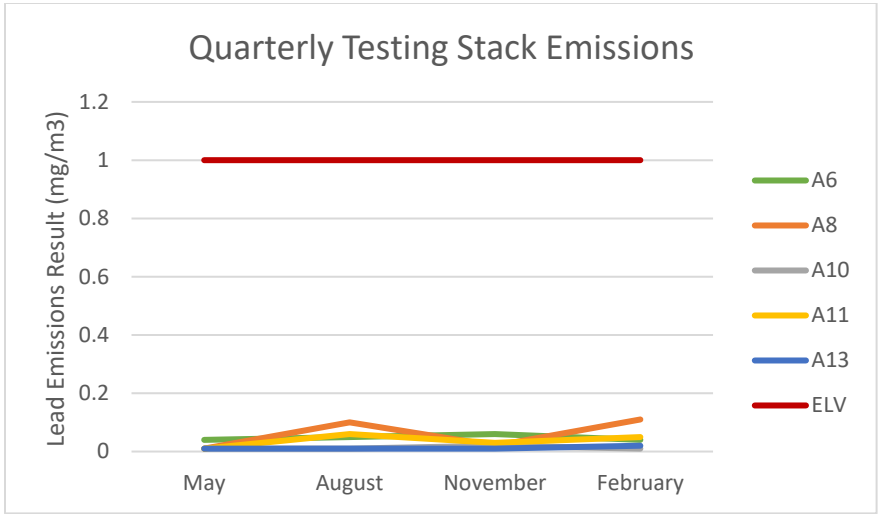
This report is submitted in line with requirements of the environmental permit – NP3030BJ which EnerSys operates under. The following report is submitted using the data from the time period May 2021-April 2022.

In line with EnerSys' commitment to protecting the environment, preventing pollution and reducing emissions all data is analysed as soon as it is available. If there is any data that is trending in the wrong direction or an abnormal reading, then an investigation is carried out to establish the root cause for this and corrective actions will be put in place to address the cause. As part of the continual improvement projects on site, (EOS – EnerSys Operating System), there are a mixture of daily, weekly and monthly TPMs that are put in place to ensure compliance with environmental requirements.

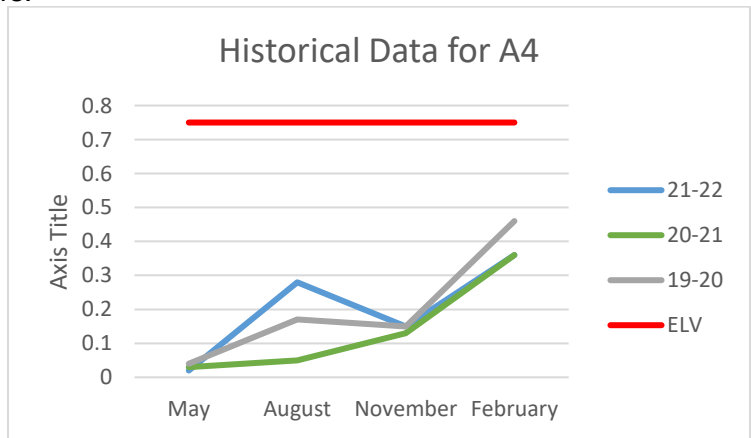
### Air Emissions

During the reporting period above there have been no breaches of the emissions limit value (ELV) from any air emission point. The three graphs below show the trend and results from all testing of the air emission points. All emissions from the air emissions points are trending well below the ELV.





It can be seen in the chart above that A4 appears to be trending high but when comparing this data to previous years this is in keeping with normal trends, the graph below shows the trend over the last 3 years.



## Particulate Monitoring

All air emissions points are also measured for particulates. This monitoring was carried out in November 2021 by an external contractor and all results came below the ELV. Emissions points A1, A2, A3 & A63 have Particulate Continuous Emissions Monitors fitted to allow accurate, real-time data to be monitored and collected. This system is monitored on a continual basis allowing EnerSys to react immediately when any set levels may be triggered. Through this system a better method of control is in place to ensure that the particulate levels of the permit are not exceeded.

## Ambient Air Emissions

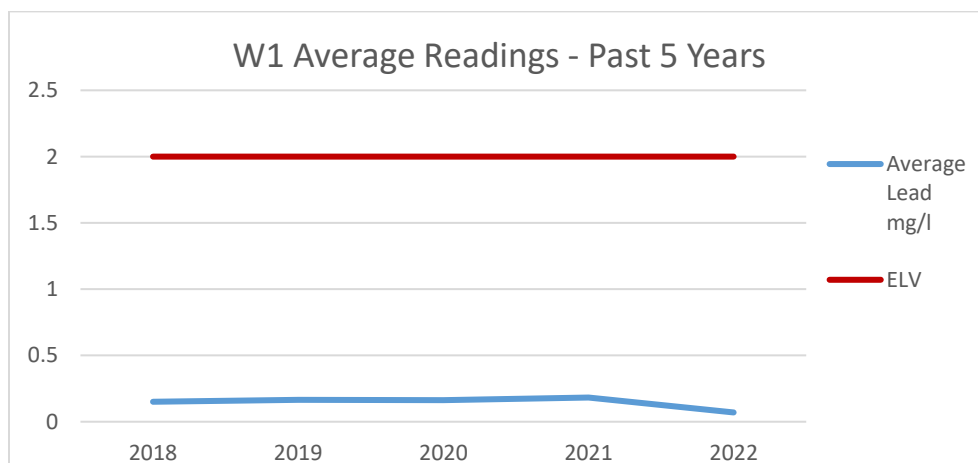
During 2021 it was noticed that there were discrepancies with previous ambient air emissions data which could affect the results gathered in 2019, 2020 & 2021. This was reported to NRW and a schedule 5 submitted. Following an investigation into this corrective actions have been implemented to rectify the discrepancies.

Data has been gathered by the ambient air monitors since November 2021. Following this date the site has an average ambient air emission of 0.06 µg/m<sup>3</sup>. This is below the ELV for the Statutory Air Quality Standard. The canteen roof, (upstream monitor), has an average reading of 0.03 µg/m<sup>3</sup> and the boundary fence, (downstream monitor), has an average reading of 0.1.

The fugitive emissions process is being monitored on a regular basis to ensure the process is stable and that the data is correct.

## Diffuse Emissions to Water Monitoring (Interceptor, W1)

The chart below shows the average reading of Lead (mg/l) from the interceptor, W1, for the past five years. From the chart below it can be seen that the levels of lead within the water has decreased. Currently the average for 2022 is 0.2 (mg/l). This improvement has been made by ensure more regular clean outs of the tank and better preventative maintenance in place.





EnerSys remains committed to improving its' environmental performance. All environmental aspects are taken seriously and there will be a refocus on environmental objectives and improvements for the coming fiscal year.