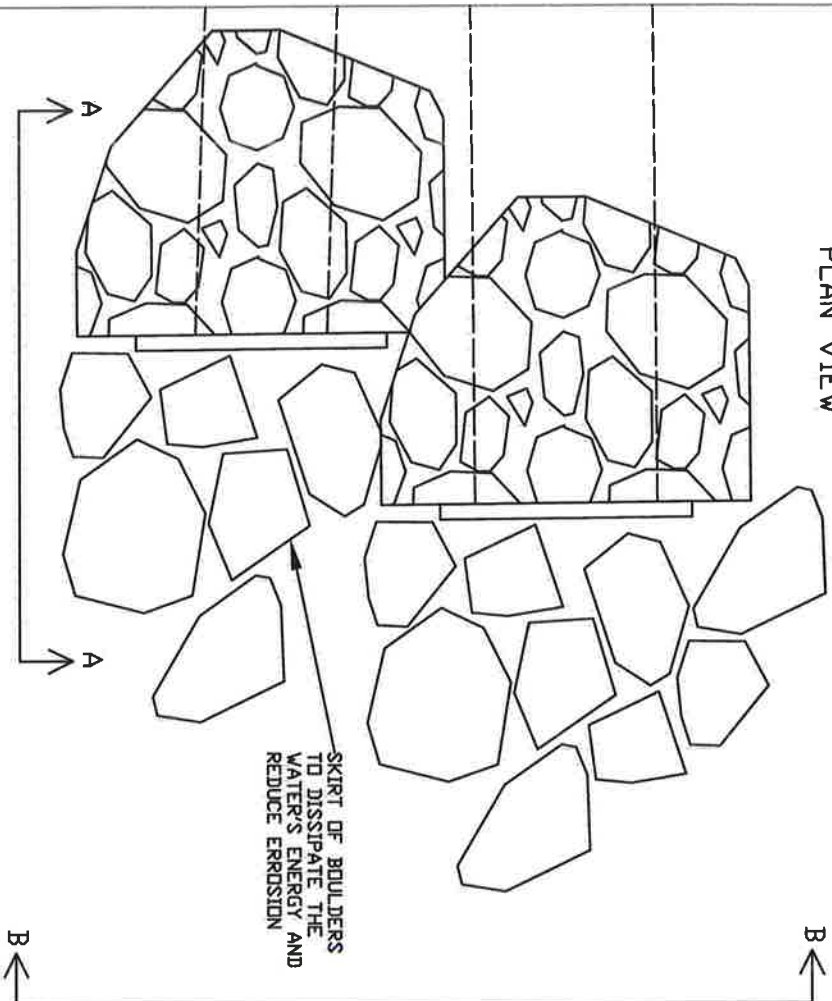


PLAN VIEW

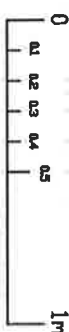


NOTES

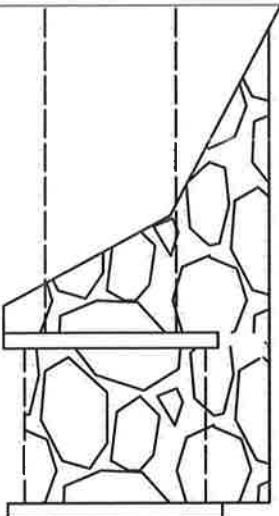
TAILRACES CONSISTS OF TWO BURIED PIPES
(1 X DD435MM, ID375MM & 1 X DD630MM,
ID580MM) EXITING TURBINE HOUSE BELOW
GROUND LEVEL.

OUTFALL STRUCTURE SUPPORTS A FISH
SCREEN WITH MAXIMUM SPACING OF 40MM.
SCREEN BARS ARE TO BE VERTICAL AND
MADE FROM FLAT BAR NOT ROUND BARS TO
PREVENT GILLING OF FISH. STRUCTURE TO
BE FACED WITH LOCAL STONE.

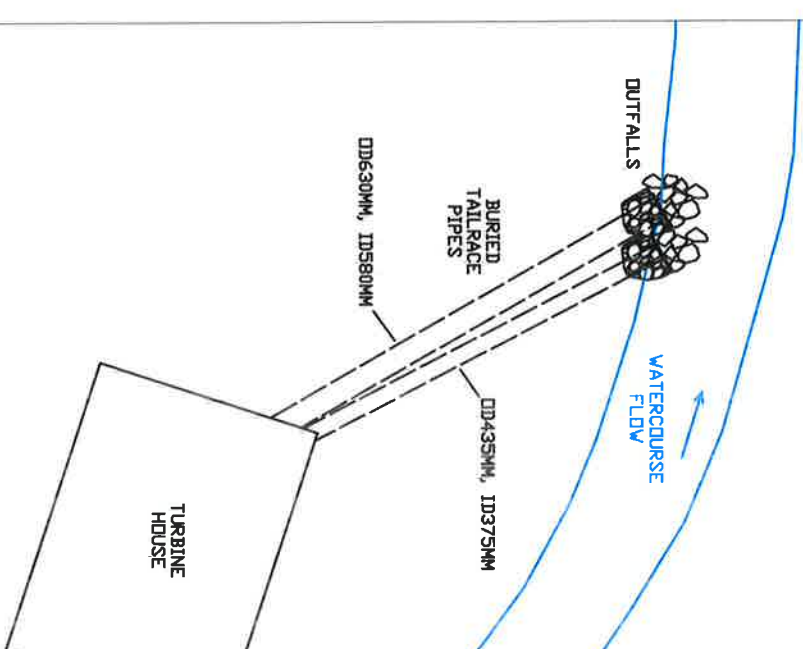
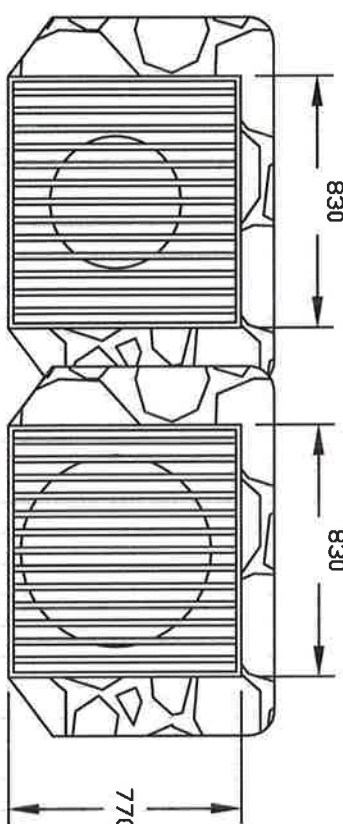
SCALE 1:25 @ A4



VIEW AA



VIEW BB



SCALE 1:200 @ A4



Client: Richard Rees
Drawing Title: Pandy Hydropower Scheme Outfall
Drawn By: LMB
Date: 24th April 2019
Scale: 1:25 & 1:200 @ A4 (as shown)
Dwg.No: 190424LB01
Version: 1

Greenearth
Hydro



PO Box 68
Aberdyfi
Gwynedd
LL36 6AL
Tel: 01691 648 378
www.greenearthhydro.co.uk