

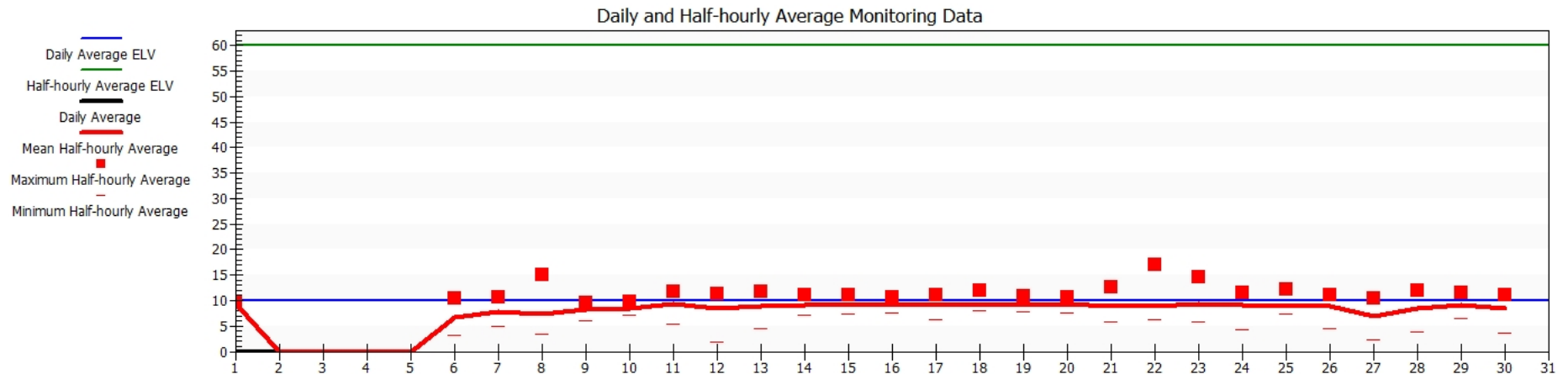
Permit Reference Number : LP3030XA

Operator : Viridor

Installation: trident park cardiff

Form Number:

Reporting of Continuously Monitored Emissions to Air for HCl mg/m3 at Emission Point A1 For the month of April 2022



	Monthly summary		Date	1	2	3	4	5	6	7	8	9	10	11	12	13	14	15	16	17	18	19	20	21	22	23	24	25	26	27	28	29	30	31
Half-hourly average			Half-hourly average ELV	60	60	60	60	60	60	60	60	60	60	60	60	60	60	60	60	60	60	60	60	60	60	60	60	60	60	60	60	60	60	60
	Monthly maximum	17	Maximum Half-hourly average	9	Off	Off	Off	Off	10	11	15	10	10	12	11	12	11	11	11	11	12	11	11	13	17	15	12	12	11	11	12	12	11	
	Monthly mean	9	Mean Half-hourly average	9	Off	Off	Off	Off	7	8	7	8	9	9	8	9	9	9	9	9	9	9	9	9	9	9	9	9	9	7	8	9	9	
	Monthly minimum	2	Minimum Half-hourly average	9	Off	Off	Off	Off	3	5	3	6	7	5	2	5	7	7	8	6	8	8	8	6	6	6	4	7	5	2	4	7	4	
	Total Invalid results	0	No of Invalid results	0	0	0	0	0	0	0	0	0	0	0	0	0	0	0	0	0	0	0	0	0	0	0	0	0	0	0	0	0	0	
	Sum of exceedances	0	No of exceedances of ELV	0	Off	Off	Off	Off	0	0	0	0	0	0	0	0	0	0	0	0	0	0	0	0	0	0	0	0	0	0	0	0	0	0
Daily average			Daily average ELV	10	10	10	10	10	10	10	10	10	10	10	10	10	10	10	10	10	10	10	10	10	10	10	10	10	10	10	10	10	10	
	Monthly maximum	9	Daily average	N/A	Off	Off	Off	Off	7	8	7	8	9	9	8	9	9	9	9	9	9	9	9	9	9	9	9	9	9	7	8	9	9	
	No of invalid days	0	Value Valid?	Y	Y	Y	Y	Y	Y	Y	Y	Y	Y	Y	Y	Y	Y	Y	Y	Y	Y	Y	Y	Y	Y	Y	Y	Y	Y	Y	Y	Y	Y	
	Sum of exceedances	0	Value Exceeds ELV?	N	N	N	N	N	N	N	N	N	N	N	N	N	N	N	N	N	N	N	N	N	N	N	N	N	N	N	N	N	N	N

Signed..... G Jones

Date..... 27 July 2022

(Authorised to sign as a representative of the Operator)

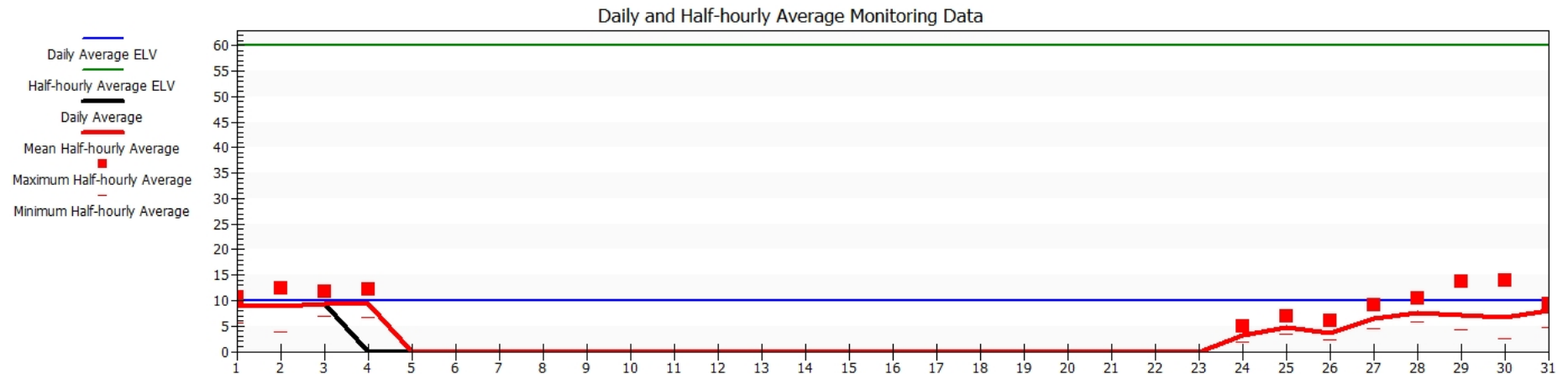
Permit Reference Number : LP3030XA

Operator : Viridor

Installation: trident park cardiff

Form Number:

Reporting of Continuously Monitored Emissions to Air for HCl mg/m3 at Emission Point A1 For the month of May 2022



	Monthly summary		Date	1	2	3	4	5	6	7	8	9	10	11	12	13	14	15	16	17	18	19	20	21	22	23	24	25	26	27	28	29	30	31	
Half-hourly average			Half-hourly average ELV	60	60	60	60	60	60	60	60	60	60	60	60	60	60	60	60	60	60	60	60	60	60	60	60	60	60	60	60	60	60	60	
	Monthly maximum	14	Maximum Half-hourly average	11	12	12	12	Off	Off	Off	Off	Off	Off	Off	Off	Off	Off	Off	Off	Off	Off	Off	Off	Off	Off	Off	Off	5	7	6	9	10	14	14	9
	Monthly mean	7	Mean Half-hourly average	9	9	9	9	Off	Off	Off	Off	Off	Off	Off	Off	Off	Off	Off	Off	Off	Off	Off	Off	Off	Off	Off	Off	3	5	4	7	8	7	7	8
	Monthly minimum	2	Minimum Half-hourly average	6	4	7	7	Off	Off	Off	Off	Off	Off	Off	Off	Off	Off	Off	Off	Off	Off	Off	Off	Off	Off	Off	Off	2	3	2	4	6	4	2	5
	Total Invalid results	0	No of Invalid results	0	0	0	0	0	0	0	0	0	0	0	0	0	0	0	0	0	0	0	0	0	0	0	0	0	0	0	0	0	0	0	
	Sum of exceedances	0	No of exceedances of ELV	0	0	0	0	Off	Off	Off	Off	Off	Off	Off	Off	Off	Off	Off	Off	Off	Off	Off	Off	Off	Off	Off	Off	Off	0	0	0	0	0	0	0
Daily average			Daily average ELV	10	10	10	10	10	10	10	10	10	10	10	10	10	10	10	10	10	10	10	10	10	10	10	10	10	10	10	10	10	10	10	
	Monthly maximum	9	Daily average	9	9	9	N/A	Off	Off	Off	Off	Off	Off	Off	Off	Off	Off	Off	Off	Off	Off	Off	Off	Off	Off	Off	Off	3	5	4	7	8	7	7	8
	No of invalid days	0	Value Valid?	Y	Y	Y	Y	Y	Y	Y	Y	Y	Y	Y	Y	Y	Y	Y	Y	Y	Y	Y	Y	Y	Y	Y	Y	Y	Y	Y	Y	Y	Y	Y	
	Sum of exceedances	0	Value Exceeds ELV?	N	N	N	N	N	N	N	N	N	N	N	N	N	N	N	N	N	N	N	N	N	N	N	N	N	N	N	N	N	N	N	N

Signed..... G Jones

Date..... 27 July 2022

(Authorised to sign as a representative of the Operator)

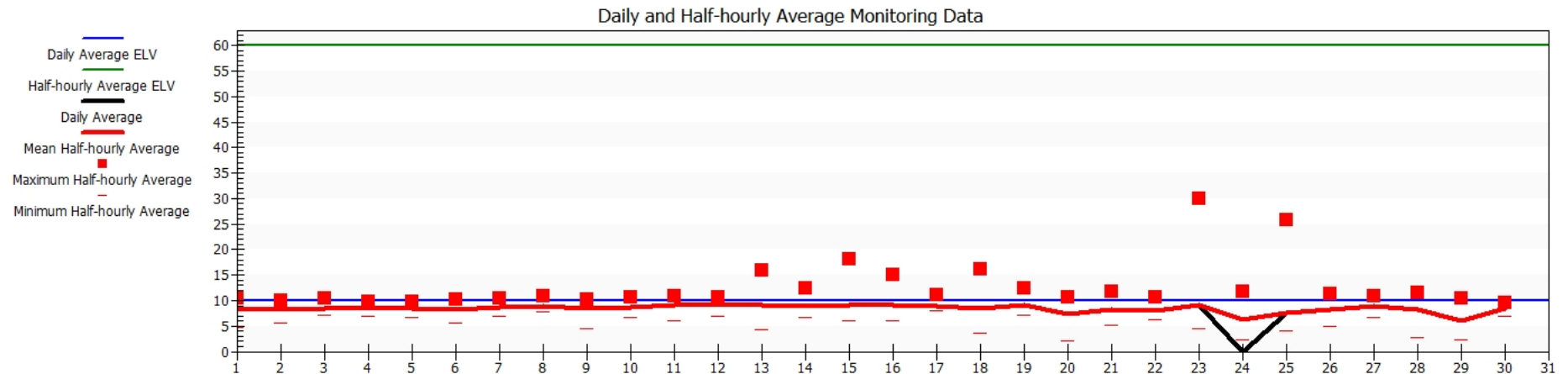
Permit Reference Number : LP3030XA

Operator : Viridor

Installation: trident park cardiff

Form Number:

Reporting of Continuously Monitored Emissions to Air for HCl mg/m3 at Emission Point A1 For the month of June 2022



	Monthly summary		Date	1	2	3	4	5	6	7	8	9	10	11	12	13	14	15	16	17	18	19	20	21	22	23	24	25	26	27	28	29	30	31
Half-hourly average			Half-hourly average ELV	60	60	60	60	60	60	60	60	60	60	60	60	60	60	60	60	60	60	60	60	60	60	60	60	60	60	60	60	60	60	
	Monthly maximum	30	Maximum Half-hourly average	11	10	11	10	10	10	10	11	10	11	11	11	16	12	18	15	11	16	12	11	12	11	30	12	26	11	11	12	11	10	
	Monthly mean	8	Mean Half-hourly average	8	8	9	8	8	8	9	9	8	9	9	9	9	9	9	9	9	8	9	7	8	8	9	6	8	8	9	8	6	8	
	Monthly minimum	2	Minimum Half-hourly average	5	6	7	7	7	6	7	8	5	7	6	7	4	7	6	6	8	4	7	2	5	6	5	2	4	5	7	3	2	7	
	Total Invalid results	0	No of Invalid results	0	0	0	0	0	0	0	0	0	0	0	0	0	0	0	0	0	0	0	0	0	0	0	0	0	0	0	0	0	0	
	Sum of exceedances	0	No of exceedances of ELV	0	0	0	0	0	0	0	0	0	0	0	0	0	0	0	0	0	0	0	0	0	0	0	0	0	0	0	0	0	0	0
Daily average			Daily average ELV	10	10	10	10	10	10	10	10	10	10	10	10	10	10	10	10	10	10	10	10	10	10	10	10	10	10	10	10	10	10	
	Monthly maximum	9	Daily average	8	8	9	8	8	8	9	9	8	9	9	9	9	9	9	9	9	8	9	7	8	8	9	N/A	8	8	9	8	6	8	
	No of invalid days	0	Value Valid?	Y	Y	Y	Y	Y	Y	Y	Y	Y	Y	Y	Y	Y	Y	Y	Y	Y	Y	Y	Y	Y	Y	Y	Y	Y	Y	Y	Y	Y	Y	
	Sum of exceedances	0	Value Exceeds ELV?	N	N	N	N	N	N	N	N	N	N	N	N	N	N	N	N	N	N	N	N	N	N	N	N	N	N	N	N	N	N	N

Signed..... G Jones

Date..... 27 July 2022

(Authorised to sign as a representative of the Operator)

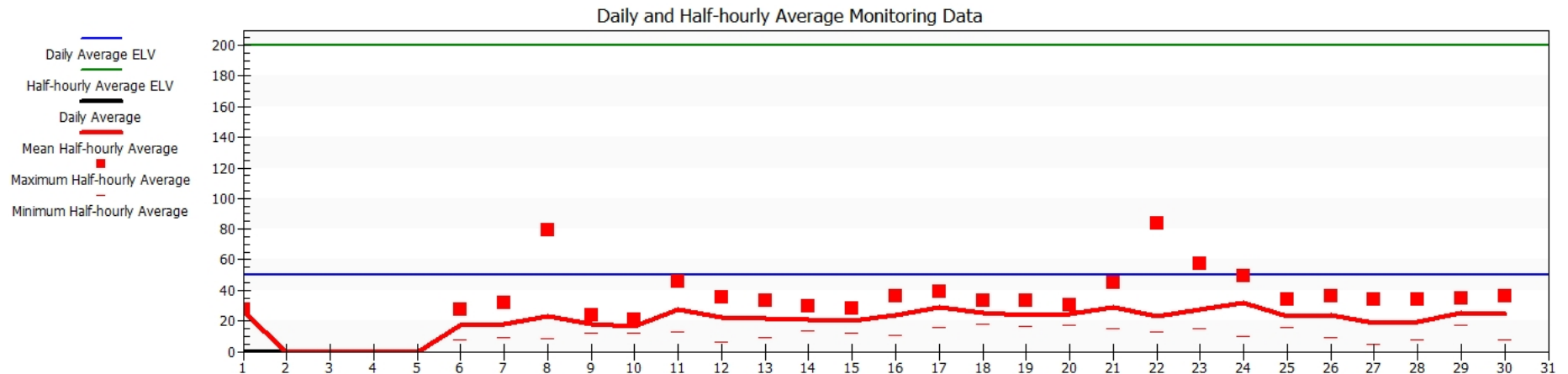
Permit Reference Number : LP3030XA

Operator : Viridor

Installation: trident park cardiff

Form Number:

Reporting of Continuously Monitored Emissions to Air for SO₂ mg/m³ at Emission Point A1 For the month of April 2022



	Monthly summary		Date	1	2	3	4	5	6	7	8	9	10	11	12	13	14	15	16	17	18	19	20	21	22	23	24	25	26	27	28	29	30	31
Half-hourly average			Half-hourly average ELV	200	200	200	200	200	200	200	200	200	200	200	200	200	200	200	200	200	200	200	200	200	200	200	200	200	200	200	200	200	200	200
	Monthly maximum	84	Maximum Half-hourly average	28	Off	Off	Off	Off	28	32	80	24	21	46	35	33	30	28	36	39	33	33	31	45	84	58	49	34	36	34	34	35	36	
	Monthly mean	23	Mean Half-hourly average	26	Off	Off	Off	Off	17	18	23	18	16	27	22	21	21	20	24	29	25	24	24	29	23	28	32	23	23	19	19	25	25	
	Monthly minimum	5	Minimum Half-hourly average	24	Off	Off	Off	Off	8	9	9	12	12	13	6	9	13	12	10	16	18	17	17	15	13	15	10	16	9	5	7	17	8	
	Total Invalid results	0	No of Invalid results	0	0	0	0	0	0	0	0	0	0	0	0	0	0	0	0	0	0	0	0	0	0	0	0	0	0	0	0	0	0	
	Sum of exceedances	0	No of exceedances of ELV	0	Off	Off	Off	Off	0	0	0	0	0	0	0	0	0	0	0	0	0	0	0	0	0	0	0	0	0	0	0	0	0	0
Daily average			Daily average ELV	50	50	50	50	50	50	50	50	50	50	50	50	50	50	50	50	50	50	50	50	50	50	50	50	50	50	50	50	50	50	
	Monthly maximum	32	Daily average	N/A	Off	Off	Off	Off	17	18	23	18	16	27	22	21	21	20	24	29	25	24	24	29	23	28	32	23	23	19	19	25	25	
	No of invalid days	0	Value Valid?	Y	Y	Y	Y	Y	Y	Y	Y	Y	Y	Y	Y	Y	Y	Y	Y	Y	Y	Y	Y	Y	Y	Y	Y	Y	Y	Y	Y	Y		
	Sum of exceedances	0	Value Exceeds ELV?	N	N	N	N	N	N	N	N	N	N	N	N	N	N	N	N	N	N	N	N	N	N	N	N	N	N	N	N	N	N	

Signed..... **G Jones**

Date..... **27 July 2022**

(Authorised to sign as a representative of the Operator)

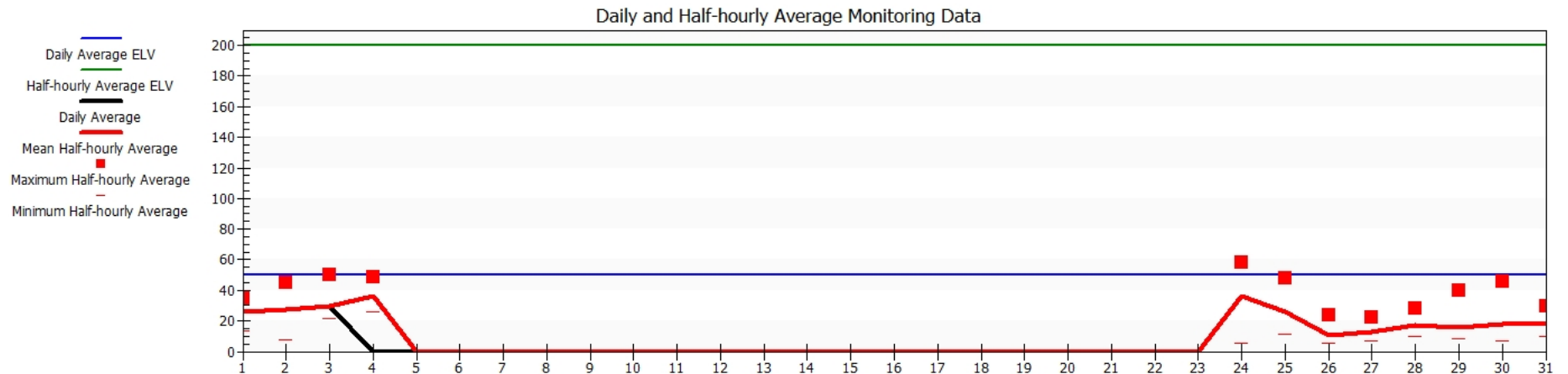
Permit Reference Number : LP3030XA

Operator : Viridor

Installation: trident park cardiff

Form Number:

Reporting of Continuously Monitored Emissions to Air for SO₂ mg/m³ at Emission Point A1 For the month of May 2022



Monthly summary			Date	1	2	3	4	5	6	7	8	9	10	11	12	13	14	15	16	17	18	19	20	21	22	23	24	25	26	27	28	29	30	31
Half-hourly average			Half-hourly average ELV	200	200	200	200	200	200	200	200	200	200	200	200	200	200	200	200	200	200	200	200	200	200	200	200	200	200	200	200	200	200	200
	Monthly maximum	58	Maximum Half-hourly average	35	45	50	49	Off	Off	Off	Off	Off	Off	Off	Off	Off	Off	Off	Off	Off	Off	Off	Off	Off	Off	Off	Off	Off	Off	Off	Off	Off	Off	Off
	Monthly mean	23	Mean Half-hourly average	26	27	30	36	Off	Off	Off	Off	Off	Off	Off	Off	Off	Off	Off	Off	Off	Off	Off	Off	Off	Off	Off	Off	Off	Off	Off	Off	Off	Off	Off
	Monthly minimum	6	Minimum Half-hourly average	13	7	22	26	Off	Off	Off	Off	Off	Off	Off	Off	Off	Off	Off	Off	Off	Off	Off	Off	Off	Off	Off	Off	Off	Off	Off	Off	Off	Off	Off
	Total Invalid results	0	No of Invalid results	0	0	0	0	0	0	0	0	0	0	0	0	0	0	0	0	0	0	0	0	0	0	0	0	0	0	0	0	0	0	0
	Sum of exceedances	0	No of exceedances of ELV	0	0	0	0	Off	Off	Off	Off	Off	Off	Off	Off	Off	Off	Off	Off	Off	Off	Off	Off	Off	Off	Off	Off	Off	Off	Off	Off	Off	Off	Off
Daily average			Daily average ELV	50	50	50	50	50	50	50	50	50	50	50	50	50	50	50	50	50	50	50	50	50	50	50	50	50	50	50	50	50	50	50
	Monthly maximum	36	Daily average	26	27	30	N/A	Off	Off	Off	Off	Off	Off	Off	Off	Off	Off	Off	Off	Off	Off	Off	Off	Off	Off	Off	Off	Off	Off	Off	Off	Off	Off	Off
	No of invalid days	0	Value Valid?	Y	Y	Y	Y	Y	Y	Y	Y	Y	Y	Y	Y	Y	Y	Y	Y	Y	Y	Y	Y	Y	Y	Y	Y	Y	Y	Y	Y	Y	Y	Y
	Sum of exceedances	0	Value Exceeds ELV?	N	N	N	N	N	N	N	N	N	N	N	N	N	N	N	N	N	N	N	N	N	N	N	N	N	N	N	N	N	N	N

Signed..... G Jones

Date..... 27 July 2022

(Authorised to sign as a representative of the Operator)

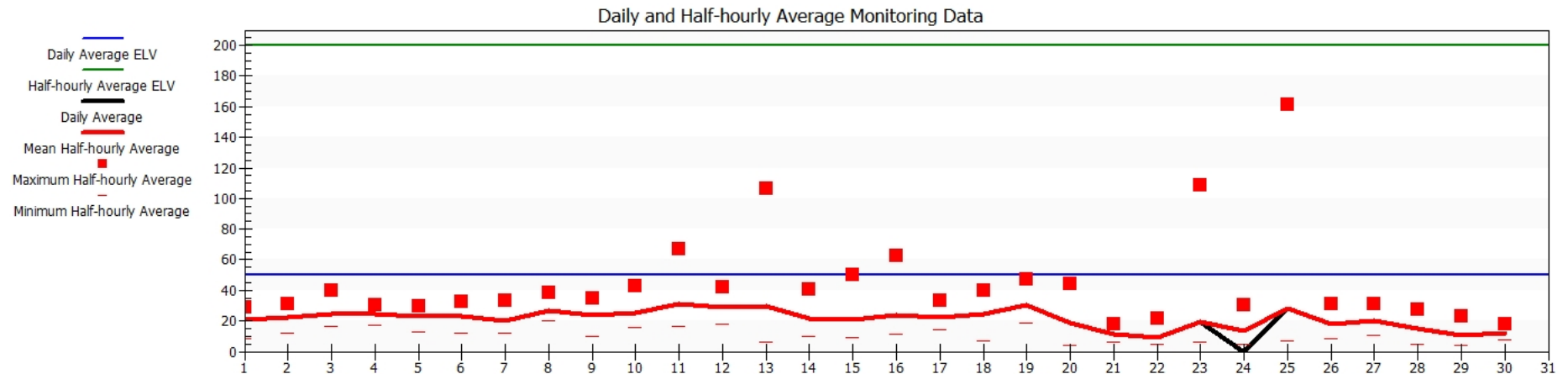
Permit Reference Number : LP3030XA

Operator : Viridor

Installation: trident park cardiff

Form Number:

Reporting of Continuously Monitored Emissions to Air for SO₂ mg/m³ at Emission Point A1 For the month of June 2022



	Monthly summary		Date	1	2	3	4	5	6	7	8	9	10	11	12	13	14	15	16	17	18	19	20	21	22	23	24	25	26	27	28	29	30	31
Half-hourly average			Half-hourly average ELV	200	200	200	200	200	200	200	200	200	200	200	200	200	200	200	200	200	200	200	200	200	200	200	200	200	200	200	200	200	200	200
	Monthly maximum	161	Maximum Half-hourly average	29	31	40	31	30	33	33	38	35	43	67	42	106	41	50	63	33	40	47	44	18	21	109	31	161	31	31	28	23	18	
	Monthly mean	21	Mean Half-hourly average	21	22	24	24	23	23	20	27	24	26	31	29	30	22	21	24	23	25	30	19	11	9	19	13	28	18	20	15	11	12	
	Monthly minimum	4	Minimum Half-hourly average	8	12	17	17	13	12	12	20	10	16	16	18	6	10	9	11	14	7	19	4	6	5	6	4	7	9	10	5	4	8	
	Total Invalid results	0	No of Invalid results	0	0	0	0	0	0	0	0	0	0	0	0	0	0	0	0	0	0	0	0	0	0	0	0	0	0	0	0	0	0	
	Sum of exceedances	0	No of exceedances of ELV	0	0	0	0	0	0	0	0	0	0	0	0	0	0	0	0	0	0	0	0	0	0	0	0	0	0	0	0	0	0	0
Daily average			Daily average ELV	50	50	50	50	50	50	50	50	50	50	50	50	50	50	50	50	50	50	50	50	50	50	50	50	50	50	50	50	50	50	50
	Monthly maximum	31	Daily average	21	22	24	24	23	23	20	27	24	26	31	29	30	22	21	24	23	25	30	19	11	9	19	N/A	28	18	20	15	11	12	
	No of invalid days	0	Value Valid?	Y	Y	Y	Y	Y	Y	Y	Y	Y	Y	Y	Y	Y	Y	Y	Y	Y	Y	Y	Y	Y	Y	Y	Y	Y	Y	Y	Y	Y	Y	
	Sum of exceedances	0	Value Exceeds ELV?	N	N	N	N	N	N	N	N	N	N	N	N	N	N	N	N	N	N	N	N	N	N	N	N	N	N	N	N	N	N	N

Signed..... **G Jones**

Date..... **27 July 2022**

(Authorised to sign as a representative of the Operator)

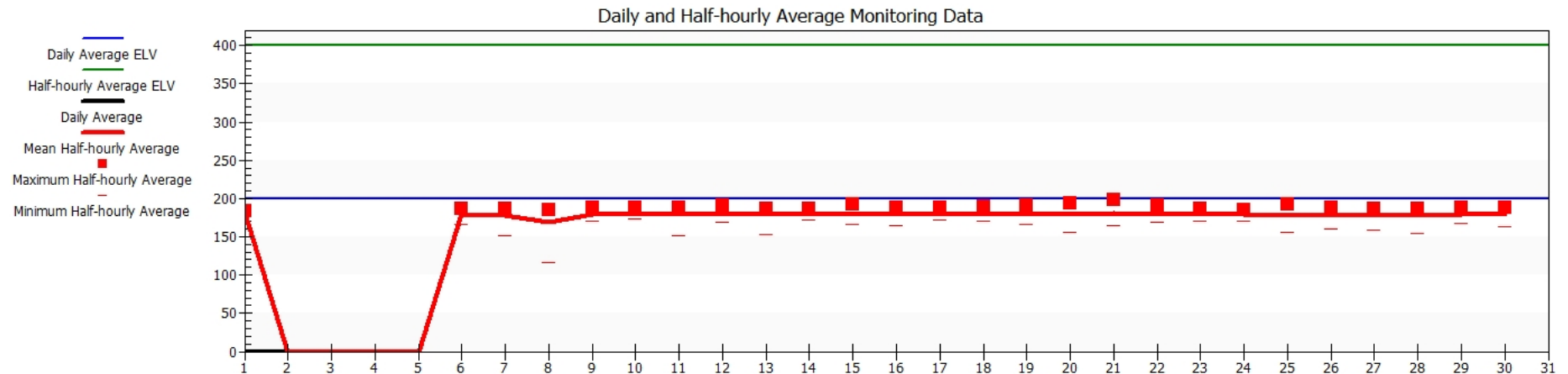
Permit Reference Number : LP3030XA

Operator : Viridor

Installation: trident park cardiff

Form Number:

Reporting of Continuously Monitored Emissions to Air for NO_x mg/m³ at Emission Point A1 For the month of April 2022



	Monthly summary		Date	1	2	3	4	5	6	7	8	9	10	11	12	13	14	15	16	17	18	19	20	21	22	23	24	25	26	27	28	29	30	31
Half-hourly average			Half-hourly average ELV	400	400	400	400	400	400	400	400	400	400	400	400	400	400	400	400	400	400	400	400	400	400	400	400	400	400	400	400	400	400	
	Monthly maximum	198	Maximum Half-hourly average	183	Off	Off	Off	Off	186	186	186	188	188	187	191	187	187	193	188	188	189	191	194	198	192	187	186	192	188	187	187	189	189	
	Monthly mean	179	Mean Half-hourly average	181	Off	Off	Off	Off	179	178	169	180	181	179	179	179	180	180	179	180	179	180	180	180	179	180	179	178	178	178	178	180	179	
	Monthly minimum	116	Minimum Half-hourly average	180	Off	Off	Off	Off	167	152	116	170	174	151	169	153	172	166	164	172	171	166	155	164	168	170	171	156	161	159	155	168	164	
	Total Invalid results	0	No of Invalid results	0	0	0	0	0	0	0	0	0	0	0	0	0	0	0	0	0	0	0	0	0	0	0	0	0	0	0	0	0	0	
	Sum of exceedances	0	No of exceedances of ELV	0	Off	Off	Off	Off	0	0	0	0	0	0	0	0	0	0	0	0	0	0	0	0	0	0	0	0	0	0	0	0	0	0
Daily average			Daily average ELV	200	200	200	200	200	200	200	200	200	200	200	200	200	200	200	200	200	200	200	200	200	200	200	200	200	200	200	200	200	200	
	Monthly maximum	181	Daily average	N/A	Off	Off	Off	Off	179	178	169	180	181	179	179	179	180	180	179	180	179	180	180	180	179	180	179	178	178	178	178	180	179	
	No of invalid days	0	Value Valid?	Y	Y	Y	Y	Y	Y	Y	Y	Y	Y	Y	Y	Y	Y	Y	Y	Y	Y	Y	Y	Y	Y	Y	Y	Y	Y	Y	Y	Y	Y	
	Sum of exceedances	0	Value Exceeds ELV?	N	N	N	N	N	N	N	N	N	N	N	N	N	N	N	N	N	N	N	N	N	N	N	N	N	N	N	N	N	N	N

Signed..... **G Jones**

Date..... **27 July 2022**

(Authorised to sign as a representative of the Operator)

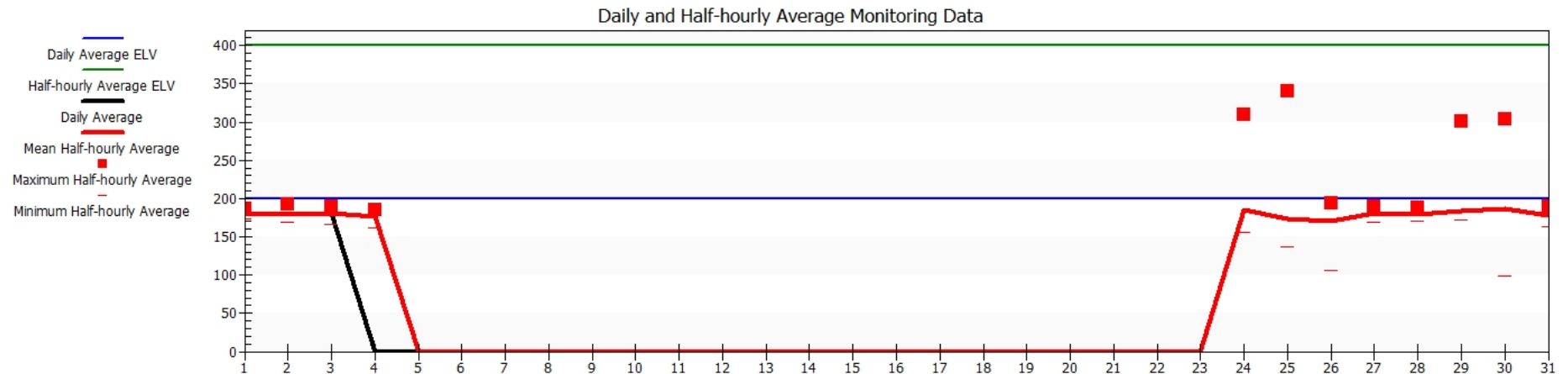
Permit Reference Number : LP3030XA

Operator : Viridor

Installation: trident park cardiff

Form Number:

Reporting of Continuously Monitored Emissions to Air for NO_x mg/m³ at Emission Point A1 For the month of May 2022



Monthly summary			Date	1	2	3	4	5	6	7	8	9	10	11	12	13	14	15	16	17	18	19	20	21	22	23	24	25	26	27	28	29	30	31
Half-hourly average			Half-hourly average ELV	400	400	400	400	400	400	400	400	400	400	400	400	400	400	400	400	400	400	400	400	400	400	400	400	400	400	400	400	400	400	400
	Monthly maximum	341	Maximum Half-hourly average	187	192	189	184	Off	Off	Off	Off	Off	Off	Off	Off	Off	Off	Off	Off	Off	Off	Off	Off	Off	Off	Off	Off	Off	Off	Off	Off	Off	Off	Off
	Monthly mean	179	Mean Half-hourly average	180	180	180	176	Off	Off	Off	Off	Off	Off	Off	Off	Off	Off	Off	Off	Off	Off	Off	Off	Off	Off	Off	Off	Off	Off	Off	Off	Off	Off	Off
	Monthly minimum	98	Minimum Half-hourly average	173	168	166	161	Off	Off	Off	Off	Off	Off	Off	Off	Off	Off	Off	Off	Off	Off	Off	Off	Off	Off	Off	Off	Off	Off	Off	Off	Off	Off	Off
	Total Invalid results	0	No of Invalid results	0	0	0	0	0	0	0	0	0	0	0	0	0	0	0	0	0	0	0	0	0	0	0	0	0	0	0	0	0	0	0
	Sum of exceedances	0	No of exceedances of ELV	0	0	0	0	Off	Off	Off	Off	Off	Off	Off	Off	Off	Off	Off	Off	Off	Off	Off	Off	Off	Off	Off	Off	Off	Off	Off	Off	Off	Off	Off
Daily average			Daily average ELV	200	200	200	200	200	200	200	200	200	200	200	200	200	200	200	200	200	200	200	200	200	200	200	200	200	200	200	200	200	200	200
	Monthly maximum	186	Daily average	180	180	180	N/A	Off	Off	Off	Off	Off	Off	Off	Off	Off	Off	Off	Off	Off	Off	Off	Off	Off	Off	Off	Off	Off	Off	Off	Off	Off	Off	Off
	No of invalid days	0	Value Valid?	Y	Y	Y	Y	Y	Y	Y	Y	Y	Y	Y	Y	Y	Y	Y	Y	Y	Y	Y	Y	Y	Y	Y	Y	Y	Y	Y	Y	Y	Y	Y
	Sum of exceedances	0	Value Exceeds ELV?	N	N	N	N	N	N	N	N	N	N	N	N	N	N	N	N	N	N	N	N	N	N	N	N	N	N	N	N	N	N	N

Signed..... **G Jones**

Date..... **27 July 2022**

(Authorised to sign as a representative of the Operator)

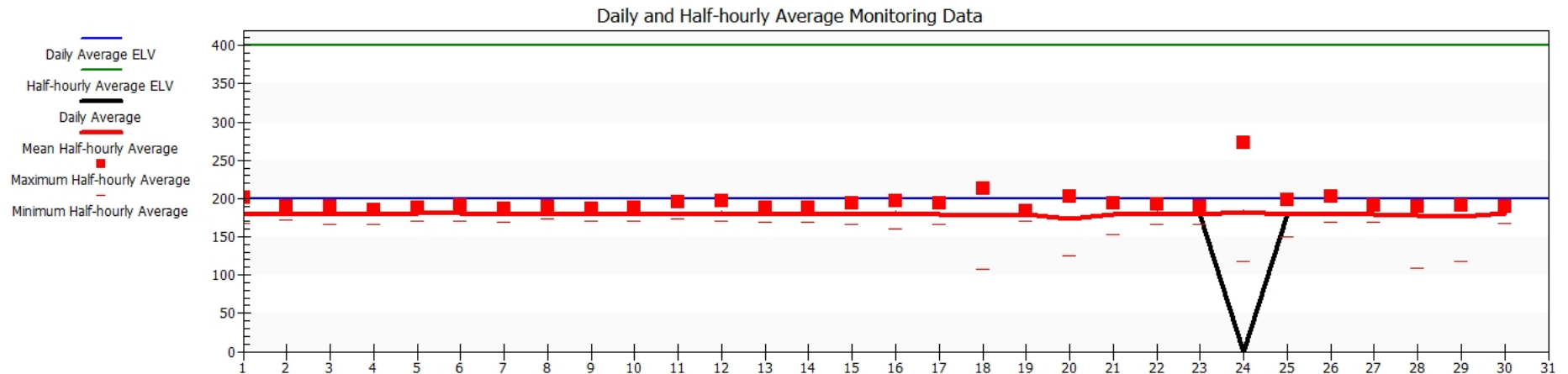
Permit Reference Number : LP3030XA

Operator : Viridor

Installation: trident park cardiff

Form Number:

Reporting of Continuously Monitored Emissions to Air for NO_x mg/m³ at Emission Point A1 For the month of June 2022



	Monthly summary		Date	1	2	3	4	5	6	7	8	9	10	11	12	13	14	15	16	17	18	19	20	21	22	23	24	25	26	27	28	29	30	31
Half-hourly average			Half-hourly average ELV	400	400	400	400	400	400	400	400	400	400	400	400	400	400	400	400	400	400	400	400	400	400	400	400	400	400	400	400	400	400	400
	Monthly maximum	273	Maximum Half-hourly average	202	189	190	185	187	191	187	190	187	188	195	196	188	189	194	197	194	213	184	203	194	193	189	273	198	203	191	189	191	189	
	Monthly mean	180	Mean Half-hourly average	181	180	180	179	181	180	179	180	180	180	180	180	180	180	180	181	179	178	179	174	179	181	179	183	179	180	180	178	177	180	
	Monthly minimum	108	Minimum Half-hourly average	167	172	166	167	170	170	169	174	170	171	173	170	168	170	166	160	166	108	170	125	153	166	167	118	150	169	169	109	118	168	
	Total Invalid results	0	No of Invalid results	0	0	0	0	0	0	0	0	0	0	0	0	0	0	0	0	0	0	0	0	0	0	0	0	0	0	0	0	0	0	
	Sum of exceedances	0	No of exceedances of ELV	0	0	0	0	0	0	0	0	0	0	0	0	0	0	0	0	0	0	0	0	0	0	0	0	0	0	0	0	0	0	0
Daily average			Daily average ELV	200	200	200	200	200	200	200	200	200	200	200	200	200	200	200	200	200	200	200	200	200	200	200	200	200	200	200	200	200	200	200
	Monthly maximum	181	Daily average	181	180	180	179	181	180	179	180	180	180	180	180	180	180	180	181	179	178	179	174	179	181	179	N/A	179	180	180	178	177	180	
	No of invalid days	0	Value Valid?	Y	Y	Y	Y	Y	Y	Y	Y	Y	Y	Y	Y	Y	Y	Y	Y	Y	Y	Y	Y	Y	Y	Y	Y	Y	Y	Y	Y	Y	Y	
	Sum of exceedances	0	Value Exceeds ELV?	N	N	N	N	N	N	N	N	N	N	N	N	N	N	N	N	N	N	N	N	N	N	N	N	N	N	N	N	N	N	N

Signed..... G Jones

Date..... 27 July 2022

(Authorised to sign as a representative of the Operator)

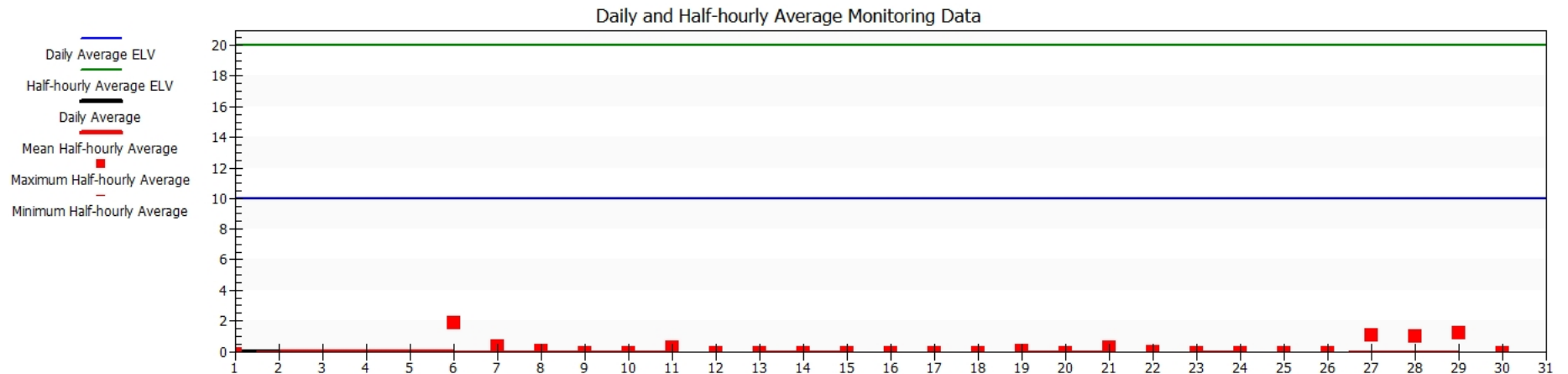
Permit Reference Number : LP3030XA

Operator : Viridor

Installation: trident park cardiff

Form Number:

Reporting of Continuously Monitored Emissions to Air for VOC mg/m3 at Emission Point A1 For the month of April 2022



	Monthly summary		Date	1	2	3	4	5	6	7	8	9	10	11	12	13	14	15	16	17	18	19	20	21	22	23	24	25	26	27	28	29	30	31	
Half-hourly average			Half-hourly average ELV	20	20	20	20	20	20	20	20	20	20	20	20	20	20	20	20	20	20	20	20	20	20	20	20	20	20	20	20	20	20	20	
	Monthly maximum	2	Maximum Half-hourly average	0	Off	Off	Off	Off	2	0	0	0	0	0	0	0	0	0	0	0	0	0	0	0	0	0	0	0	0	1	1	1	0		
	Monthly mean	0	Mean Half-hourly average	0	Off	Off	Off	Off	0	0	0	0	0	0	0	0	0	0	0	0	0	0	0	0	0	0	0	0	0	0	0	0	0		
	Monthly minimum	0	Minimum Half-hourly average	0	Off	Off	Off	Off	0	0	0	0	0	0	0	0	0	0	0	0	0	0	0	0	0	0	0	0	0	0	0	0	0		
	Total Invalid results	0	No of Invalid results	0	0	0	0	0	0	0	0	0	0	0	0	0	0	0	0	0	0	0	0	0	0	0	0	0	0	0	0	0	0	0	
	Sum of exceedances	0	No of exceedances of ELV	0	Off	Off	Off	Off	0	0	0	0	0	0	0	0	0	0	0	0	0	0	0	0	0	0	0	0	0	0	0	0	0	0	0
Daily average			Daily average ELV	10	10	10	10	10	10	10	10	10	10	10	10	10	10	10	10	10	10	10	10	10	10	10	10	10	10	10	10	10	10	10	
	Monthly maximum	0	Daily average	N/A	Off	Off	Off	Off	0	0	0	0	0	0	0	0	0	0	0	0	0	0	0	0	0	0	0	0	0	0	0	0	0	0	
	No of invalid days	0	Value Valid?	Y	Y	Y	Y	Y	Y	Y	Y	Y	Y	Y	Y	Y	Y	Y	Y	Y	Y	Y	Y	Y	Y	Y	Y	Y	Y	Y	Y	Y	Y		
	Sum of exceedances	0	Value Exceeds ELV?	N	N	N	N	N	N	N	N	N	N	N	N	N	N	N	N	N	N	N	N	N	N	N	N	N	N	N	N	N	N	N	

Signed..... G Jones

Date..... 27 July 2022

(Authorised to sign as a representative of the Operator)

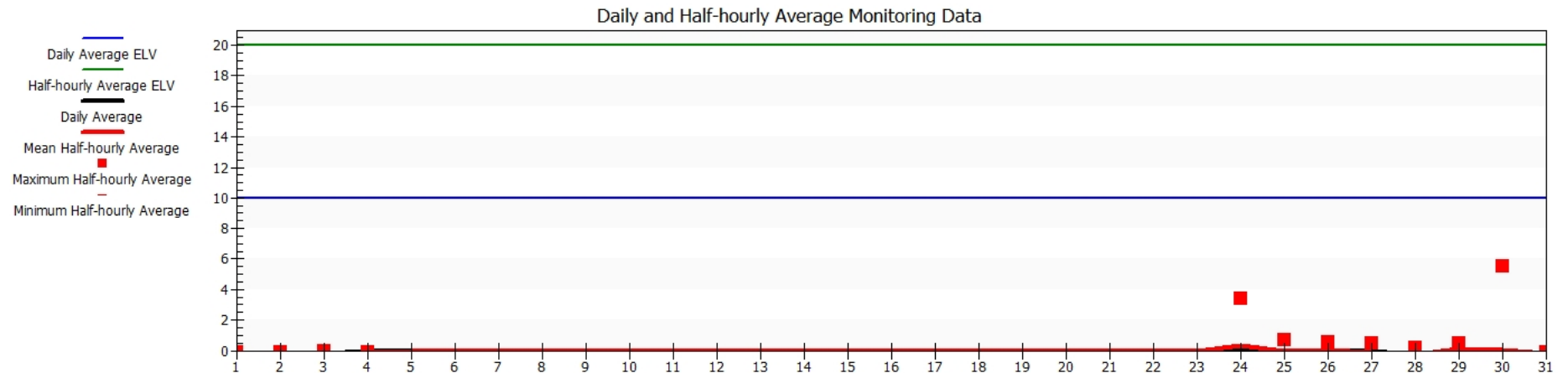
Permit Reference Number : LP3030XA

Operator : Viridor

Installation: trident park cardiff

Form Number:

Reporting of Continuously Monitored Emissions to Air for VOC mg/m3 at Emission Point A1 For the month of May 2022



	Monthly summary		Date	1	2	3	4	5	6	7	8	9	10	11	12	13	14	15	16	17	18	19	20	21	22	23	24	25	26	27	28	29	30	31
Half-hourly average			Half-hourly average ELV	20	20	20	20	20	20	20	20	20	20	20	20	20	20	20	20	20	20	20	20	20	20	20	20	20	20	20	20	20	20	20
	Monthly maximum	6	Maximum Half-hourly average	0	0	0	0	Off	Off	Off	Off	Off	Off	Off	Off	Off	Off	Off	Off	Off	Off	Off	Off	Off	Off	Off	3	1	1	1	0	0	6	0
	Monthly mean	0	Mean Half-hourly average	0	0	0	0	Off	Off	Off	Off	Off	Off	Off	Off	Off	Off	Off	Off	Off	Off	Off	Off	Off	Off	Off	0	0	0	0	0	0	0	0
	Monthly minimum	0	Minimum Half-hourly average	0	0	0	0	Off	Off	Off	Off	Off	Off	Off	Off	Off	Off	Off	Off	Off	Off	Off	Off	Off	Off	Off	0	0	0	0	0	0	0	0
	Total Invalid results	0	No of Invalid results	0	0	0	0	0	0	0	0	0	0	0	0	0	0	0	0	0	0	0	0	0	0	0	0	0	0	0	0	0	0	0
	Sum of exceedances	0	No of exceedances of ELV	0	0	0	0	Off	Off	Off	Off	Off	Off	Off	Off	Off	Off	Off	Off	Off	Off	Off	Off	Off	Off	Off	Off	0	0	0	0	0	0	0
Daily average			Daily average ELV	10	10	10	10	10	10	10	10	10	10	10	10	10	10	10	10	10	10	10	10	10	10	10	10	10	10	10	10	10	10	10
	Monthly maximum	0	Daily average	0	0	0	N/A	Off	Off	Off	Off	Off	Off	Off	Off	Off	Off	Off	Off	Off	Off	Off	Off	Off	Off	Off	N/A	0	N/A	N/A	0	0	0	0
	No of invalid days	3	Value Valid?	Y	Y	Y	Y	Y	Y	Y	Y	Y	Y	Y	Y	Y	Y	Y	Y	Y	Y	Y	Y	Y	Y	Y	N	Y	N	N	Y	Y	Y	Y
	Sum of exceedances	0	Value Exceeds ELV?	N	N	N	N	N	N	N	N	N	N	N	N	N	N	N	N	N	N	N	N	N	N	N	N	N	N	N	N	N	N	N

Signed..... G Jones

Date..... 27 July 2022

(Authorised to sign as a representative of the Operator)

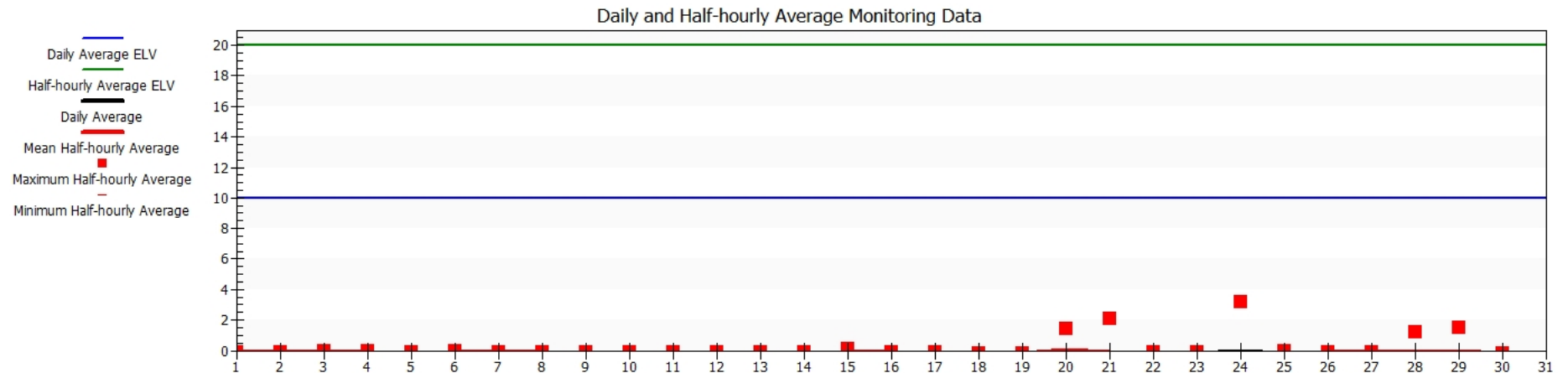
Permit Reference Number : LP3030XA

Operator : Viridor

Installation: trident park cardiff

Form Number:

Reporting of Continuously Monitored Emissions to Air for VOC mg/m3 at Emission Point A1 For the month of June 2022



Monthly summary			Date	1	2	3	4	5	6	7	8	9	10	11	12	13	14	15	16	17	18	19	20	21	22	23	24	25	26	27	28	29	30	31
Half-hourly average			Half-hourly average ELV	20	20	20	20	20	20	20	20	20	20	20	20	20	20	20	20	20	20	20	20	20	20	20	20	20	20	20	20	20	20	
	Monthly maximum	3	Maximum Half-hourly average	0	0	0	0	0	0	0	0	0	0	0	0	0	0	0	0	0	0	0	1	2	0	0	3	0	0	0	1	1	0	
	Monthly mean	0	Mean Half-hourly average	0	0	0	0	0	0	0	0	0	0	0	0	0	0	0	0	0	0	0	0	0	0	0	0	0	0	0	0	0	0	
	Monthly minimum	0	Minimum Half-hourly average	0	0	0	0	0	0	0	0	0	0	0	0	0	0	0	0	0	0	0	0	0	0	0	0	0	0	0	0	0	0	
	Total Invalid results	0	No of Invalid results	0	0	0	0	0	0	0	0	0	0	0	0	0	0	0	0	0	0	0	0	0	0	0	0	0	0	0	0	0	0	
	Sum of exceedances	0	No of exceedances of ELV	0	0	0	0	0	0	0	0	0	0	0	0	0	0	0	0	0	0	0	0	0	0	0	0	0	0	0	0	0	0	
Daily average			Daily average ELV	10	10	10	10	10	10	10	10	10	10	10	10	10	10	10	10	10	10	10	10	10	10	10	10	10	10	10	10	10	10	
	Monthly maximum	0	Daily average	0	0	0	0	0	0	0	0	0	0	0	0	0	0	0	0	0	0	0	0	0	0	0	N/A	0	0	0	0	0	0	
	No of invalid days	0	Value Valid?	Y	Y	Y	Y	Y	Y	Y	Y	Y	Y	Y	Y	Y	Y	Y	Y	Y	Y	Y	Y	Y	Y	Y	Y	Y	Y	Y	Y	Y	Y	
	Sum of exceedances	0	Value Exceeds ELV?	N	N	N	N	N	N	N	N	N	N	N	N	N	N	N	N	N	N	N	N	N	N	N	N	N	N	N	N	N	N	

Signed.....G Jones.....

Date.....27 July 2022.....

(Authorised to sign as a representative of the Operator)

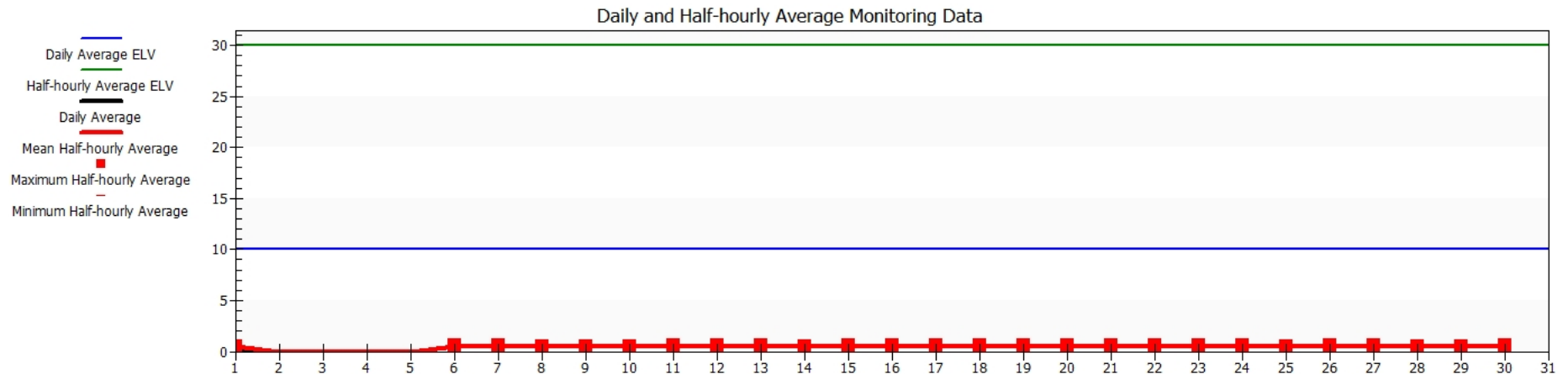
Permit Reference Number : LP3030XA

Operator : Viridor

Installation: trident park cardiff

Form Number:

Reporting of Continuously Monitored Emissions to Air for Particulates mg/m3 at Emission Point A1 For the month of April 2022



	Monthly summary		Date	1	2	3	4	5	6	7	8	9	10	11	12	13	14	15	16	17	18	19	20	21	22	23	24	25	26	27	28	29	30	31
Half-hourly average			Half-hourly average ELV	30	30	30	30	30	30	30	30	30	30	30	30	30	30	30	30	30	30	30	30	30	30	30	30	30	30	30	30	30	30	31
	Monthly maximum	1	Maximum Half-hourly average	0	Off	Off	Off	Off	1	1	0	0	0	1	1	1	1	1	1	1	1	1	1	1	1	1	1	1	1	1	1	1	1	
	Monthly mean	0	Mean Half-hourly average	0	Off	Off	Off	Off	0	0	0	0	0	0	1	1	1	1	1	1	1	1	1	1	1	1	1	0	1	0	0	0	0	
	Monthly minimum	0	Minimum Half-hourly average	0	Off	Off	Off	Off	0	0	0	0	0	0	0	0	0	0	0	1	0	0	0	0	0	0	0	0	0	0	0	0	0	
	Total Invalid results	0	No of Invalid results	0	0	0	0	0	0	0	0	0	0	0	0	0	0	0	0	0	0	0	0	0	0	0	0	0	0	0	0	0	0	
	Sum of exceedances	0	No of exceedances of ELV	0	Off	Off	Off	Off	0	0	0	0	0	0	0	0	0	0	0	0	0	0	0	0	0	0	0	0	0	0	0	0	0	0
Daily average			Daily average ELV	10	10	10	10	10	10	10	10	10	10	10	10	10	10	10	10	10	10	10	10	10	10	10	10	10	10	10	10	10	10	
	Monthly maximum	1	Daily average	N/A	Off	Off	Off	Off	0	0	0	0	0	0	1	1	1	1	1	1	1	1	1	1	1	1	1	0	1	0	0	0	0	
	No of invalid days	0	Value Valid?	Y	Y	Y	Y	Y	Y	Y	Y	Y	Y	Y	Y	Y	Y	Y	Y	Y	Y	Y	Y	Y	Y	Y	Y	Y	Y	Y	Y	Y		
	Sum of exceedances	0	Value Exceeds ELV?	N	N	N	N	N	N	N	N	N	N	N	N	N	N	N	N	N	N	N	N	N	N	N	N	N	N	N	N	N	N	

Signed..... **G Jones**

Date..... **27 July 2022**

(Authorised to sign as a representative of the Operator)

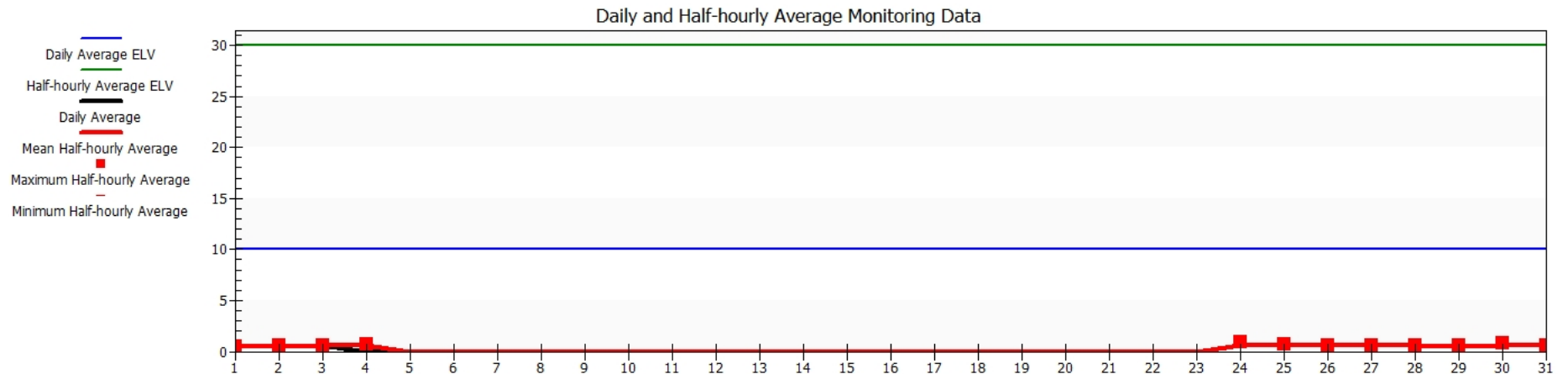
Permit Reference Number : LP3030XA

Operator : Viridor

Installation: trident park cardiff

Form Number:

Reporting of Continuously Monitored Emissions to Air for Particulates mg/m3 at Emission Point A1 For the month of May 2022



	Monthly summary		Date	1	2	3	4	5	6	7	8	9	10	11	12	13	14	15	16	17	18	19	20	21	22	23	24	25	26	27	28	29	30	31	
Half-hourly average			Half-hourly average ELV	30	30	30	30	30	30	30	30	30	30	30	30	30	30	30	30	30	30	30	30	30	30	30	30	30	30	30	30	30	30	30	
	Monthly maximum	1	Maximum Half-hourly average	1	1	1	1	Off	Off	Off	Off	Off	Off	Off	Off	Off	Off	Off	Off	Off	Off	Off	Off	Off	Off	Off	Off	1	1	1	1	1	1	1	1
	Monthly mean	1	Mean Half-hourly average	0	1	1	1	Off	Off	Off	Off	Off	Off	Off	Off	Off	Off	Off	Off	Off	Off	Off	Off	Off	Off	Off	Off	1	1	1	1	1	0	1	1
	Monthly minimum	0	Minimum Half-hourly average	0	0	1	1	Off	Off	Off	Off	Off	Off	Off	Off	Off	Off	Off	Off	Off	Off	Off	Off	Off	Off	Off	Off	0	1	1	1	0	0	0	1
	Total Invalid results	0	No of Invalid results	0	0	0	0	0	0	0	0	0	0	0	0	0	0	0	0	0	0	0	0	0	0	0	0	0	0	0	0	0	0	0	
	Sum of exceedances	0	No of exceedances of ELV	0	0	0	0	Off	Off	Off	Off	Off	Off	Off	Off	Off	Off	Off	Off	Off	Off	Off	Off	Off	Off	Off	Off	Off	0	0	0	0	0	0	0
Daily average			Daily average ELV	10	10	10	10	10	10	10	10	10	10	10	10	10	10	10	10	10	10	10	10	10	10	10	10	10	10	10	10	10	10	10	
	Monthly maximum	1	Daily average	0	1	1	N/A	Off	Off	Off	Off	Off	Off	Off	Off	Off	Off	Off	Off	Off	Off	Off	Off	Off	Off	Off	Off	1	1	1	1	1	0	1	1
	No of invalid days	0	Value Valid?	Y	Y	Y	Y	Y	Y	Y	Y	Y	Y	Y	Y	Y	Y	Y	Y	Y	Y	Y	Y	Y	Y	Y	Y	Y	Y	Y	Y	Y	Y	Y	
	Sum of exceedances	0	Value Exceeds ELV?	N	N	N	N	N	N	N	N	N	N	N	N	N	N	N	N	N	N	N	N	N	N	N	N	N	N	N	N	N	N	N	N

Signed..... **G Jones**

Date..... **27 July 2022**

(Authorised to sign as a representative of the Operator)

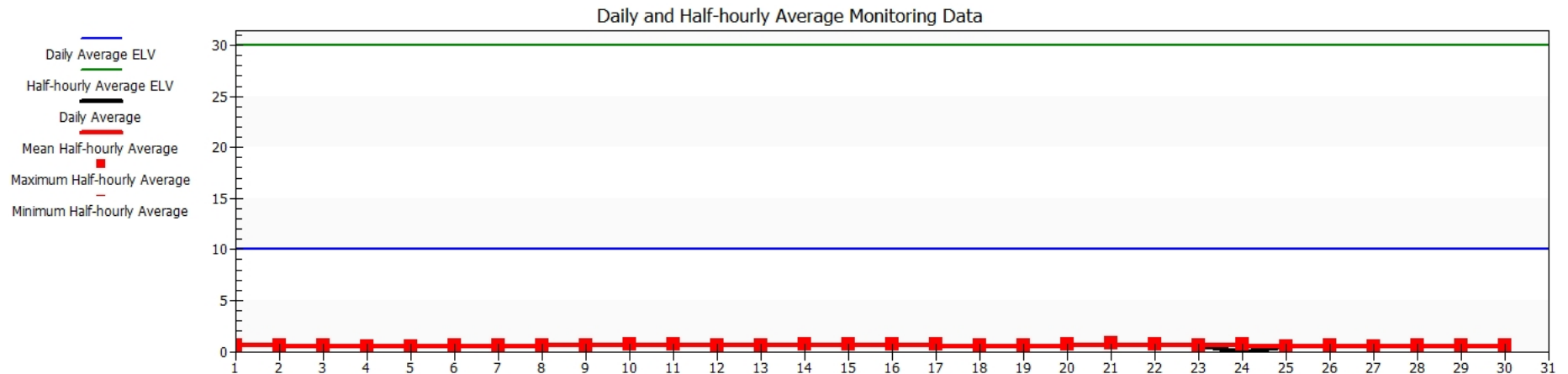
Permit Reference Number : LP3030XA

Operator : Viridor

Installation: trident park cardiff

Form Number:

Reporting of Continuously Monitored Emissions to Air for Particulates mg/m3 at Emission Point A1 For the month of June 2022



	Monthly summary		Date	1	2	3	4	5	6	7	8	9	10	11	12	13	14	15	16	17	18	19	20	21	22	23	24	25	26	27	28	29	30	31
Half-hourly average			Half-hourly average ELV	30	30	30	30	30	30	30	30	30	30	30	30	30	30	30	30	30	30	30	30	30	30	30	30	30	30	30	30	30	30	
	Monthly maximum	1	Maximum Half-hourly average	1	1	1	1	0	1	1	1	1	1	1	1	1	1	1	1	1	1	1	1	1	1	1	1	1	1	1	1	1	1	
	Monthly mean	1	Mean Half-hourly average	1	1	1	0	0	1	1	1	1	1	1	1	1	1	1	1	1	1	1	1	1	1	1	0	1	1	1	1	1	1	
	Monthly minimum	0	Minimum Half-hourly average	1	1	0	0	0	0	0	1	1	1	1	0	0	0	0	0	1	0	0	0	0	0	1	0	0	0	0	0	0	1	
	Total Invalid results	0	No of Invalid results	0	0	0	0	0	0	0	0	0	0	0	0	0	0	0	0	0	0	0	0	0	0	0	0	0	0	0	0	0	0	
	Sum of exceedances	0	No of exceedances of ELV	0	0	0	0	0	0	0	0	0	0	0	0	0	0	0	0	0	0	0	0	0	0	0	0	0	0	0	0	0	0	0
Daily average			Daily average ELV	10	10	10	10	10	10	10	10	10	10	10	10	10	10	10	10	10	10	10	10	10	10	10	10	10	10	10	10	10	10	
	Monthly maximum	1	Daily average	1	1	1	0	0	1	1	1	1	1	1	1	1	1	1	1	1	1	1	1	1	1	1	N/A	0	1	1	1	1	1	
	No of invalid days	0	Value Valid?	Y	Y	Y	Y	Y	Y	Y	Y	Y	Y	Y	Y	Y	Y	Y	Y	Y	Y	Y	Y	Y	Y	Y	Y	Y	Y	Y	Y	Y		
	Sum of exceedances	0	Value Exceeds ELV?	N	N	N	N	N	N	N	N	N	N	N	N	N	N	N	N	N	N	N	N	N	N	N	N	N	N	N	N	N	N	

Signed..... **G Jones**

Date..... **27 July 2022**

(Authorised to sign as a representative of the Operator)

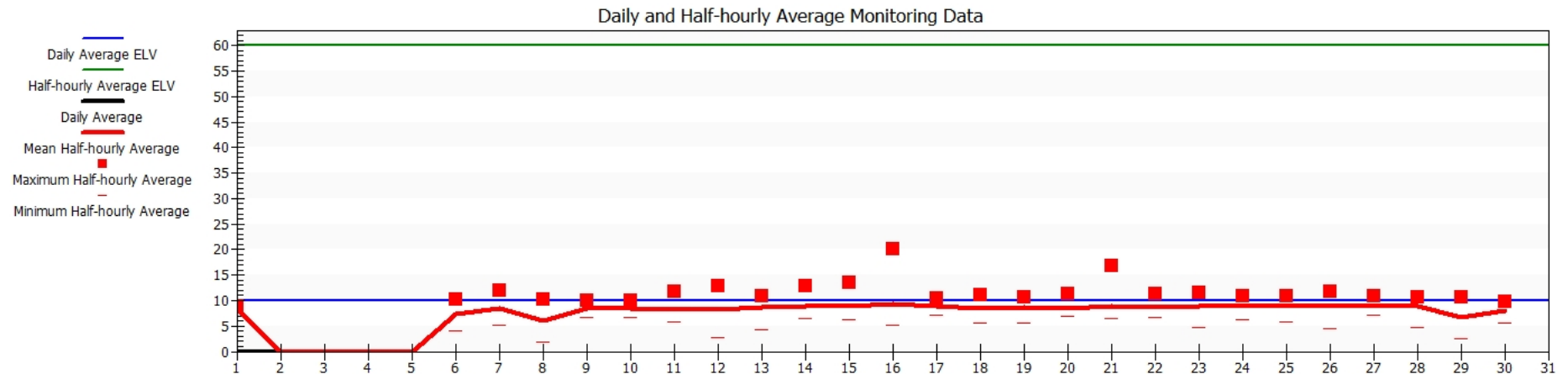
Permit Reference Number : LP3030XA

Operator : Viridor

Installation: trident park cardiff

Form Number:

Reporting of Continuously Monitored Emissions to Air for HCl mg/m3 at Emission Point A2 For the month of April 2022



	Monthly summary		Date	1	2	3	4	5	6	7	8	9	10	11	12	13	14	15	16	17	18	19	20	21	22	23	24	25	26	27	28	29	30	31
Half-hourly average			Half-hourly average ELV	60	60	60	60	60	60	60	60	60	60	60	60	60	60	60	60	60	60	60	60	60	60	60	60	60	60	60	60	60	60	
	Monthly maximum	20	Maximum Half-hourly average	9	Off	Off	Off	Off	10	12	10	10	10	12	13	11	13	14	20	11	11	11	11	17	11	12	11	11	12	11	11	11	10	
	Monthly mean	8	Mean Half-hourly average	8	Off	Off	Off	Off	7	8	6	8	8	8	8	9	9	9	9	9	9	9	9	9	9	9	9	9	9	9	9	7	8	
	Monthly minimum	2	Minimum Half-hourly average	8	Off	Off	Off	Off	4	5	2	7	7	6	3	4	6	6	5	7	6	6	7	7	7	5	6	6	4	7	5	3	5	
	Total Invalid results	0	No of Invalid results	0	0	0	0	0	0	0	0	0	0	0	0	0	0	0	0	0	0	0	0	0	0	0	0	0	0	0	0	0	0	
	Sum of exceedances	0	No of exceedances of ELV	0	Off	Off	Off	Off	0	0	0	0	0	0	0	0	0	0	0	0	0	0	0	0	0	0	0	0	0	0	0	0	0	0
Daily average			Daily average ELV	10	10	10	10	10	10	10	10	10	10	10	10	10	10	10	10	10	10	10	10	10	10	10	10	10	10	10	10	10	10	
	Monthly maximum	9	Daily average	N/A	Off	Off	Off	Off	7	8	6	8	8	8	8	9	9	9	9	9	9	9	9	9	9	9	9	9	9	9	9	7	8	
	No of invalid days	0	Value Valid?	Y	Y	Y	Y	Y	Y	Y	Y	Y	Y	Y	Y	Y	Y	Y	Y	Y	Y	Y	Y	Y	Y	Y	Y	Y	Y	Y	Y	Y		
	Sum of exceedances	0	Value Exceeds ELV?	N	N	N	N	N	N	N	N	N	N	N	N	N	N	N	N	N	N	N	N	N	N	N	N	N	N	N	N	N	N	

Signed..... **G Jones**

Date..... **27 July 2022**

(Authorised to sign as a representative of the Operator)

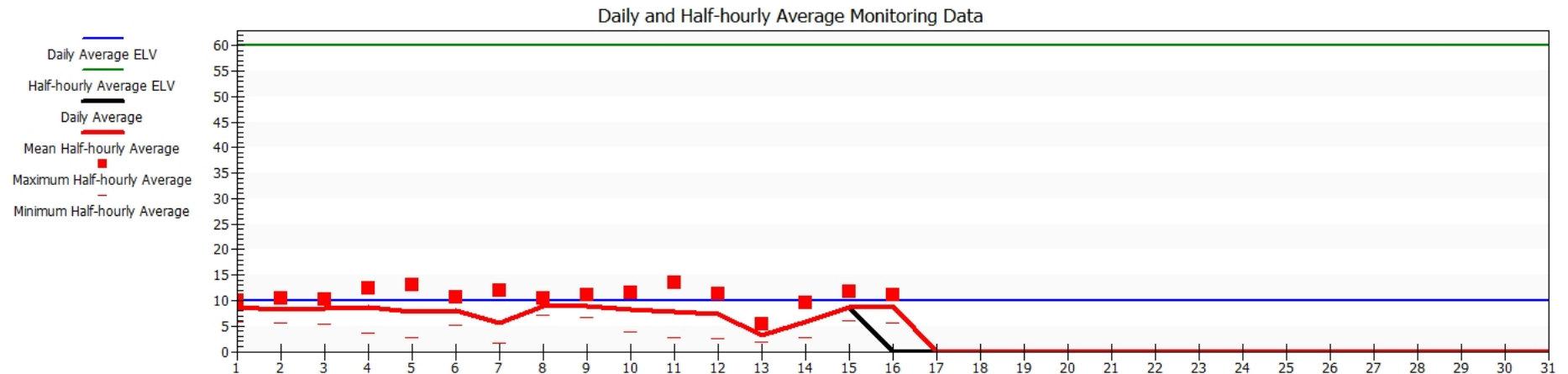
Permit Reference Number : LP3030XA

Operator : Viridor

Installation: trident park cardiff

Form Number:

Reporting of Continuously Monitored Emissions to Air for HCl mg/m3 at Emission Point A2 For the month of May 2022



	Monthly summary		Date	1	2	3	4	5	6	7	8	9	10	11	12	13	14	15	16	17	18	19	20	21	22	23	24	25	26	27	28	29	30	31	
Half-hourly average			Half-hourly average ELV	60	60	60	60	60	60	60	60	60	60	60	60	60	60	60	60	60	60	60	60	60	60	60	60	60	60	60	60	60	60	60	
	Monthly maximum	13	Maximum Half-hourly average	10	10	10	12	13	11	12	11	11	11	13	11	5	10	12	11	Off	Off	Off	Off	Off	Off	Off	Off	Off	Off	Off	Off	Off	Off	Off	Off
	Monthly mean	8	Mean Half-hourly average	9	8	8	9	8	8	6	9	9	8	8	7	3	6	9	9	Off	Off	Off	Off	Off	Off	Off	Off	Off	Off	Off	Off	Off	Off	Off	Off
	Monthly minimum	2	Minimum Half-hourly average	6	6	5	4	3	5	2	7	7	4	3	3	2	3	6	6	Off	Off	Off	Off	Off	Off	Off	Off	Off	Off	Off	Off	Off	Off	Off	Off
	Total Invalid results	0	No of Invalid results	0	0	0	0	0	0	0	0	0	0	0	0	0	0	0	0	0	0	0	0	0	0	0	0	0	0	0	0	0	0	0	0
	Sum of exceedances	0	No of exceedances of ELV	0	0	0	0	0	0	0	0	0	0	0	0	0	0	0	0	Off	Off	Off	Off	Off	Off	Off	Off	Off	Off	Off	Off	Off	Off	Off	Off
Daily average			Daily average ELV	10	10	10	10	10	10	10	10	10	10	10	10	10	10	10	10	10	10	10	10	10	10	10	10	10	10	10	10	10	10	10	
	Monthly maximum	9	Daily average	9	8	8	9	8	8	6	9	9	8	8	7	3	6	9	N/A	Off	Off	Off	Off	Off	Off	Off	Off	Off	Off	Off	Off	Off	Off	Off	Off
	No of invalid days	0	Value Valid?	Y	Y	Y	Y	Y	Y	Y	Y	Y	Y	Y	Y	Y	Y	Y	Y	Y	Y	Y	Y	Y	Y	Y	Y	Y	Y	Y	Y	Y	Y	Y	
	Sum of exceedances	0	Value Exceeds ELV?	N	N	N	N	N	N	N	N	N	N	N	N	N	N	N	N	N	N	N	N	N	N	N	N	N	N	N	N	N	N	N	N

Signed..... G Jones

Date..... 27 July 2022

(Authorised to sign as a representative of the Operator)

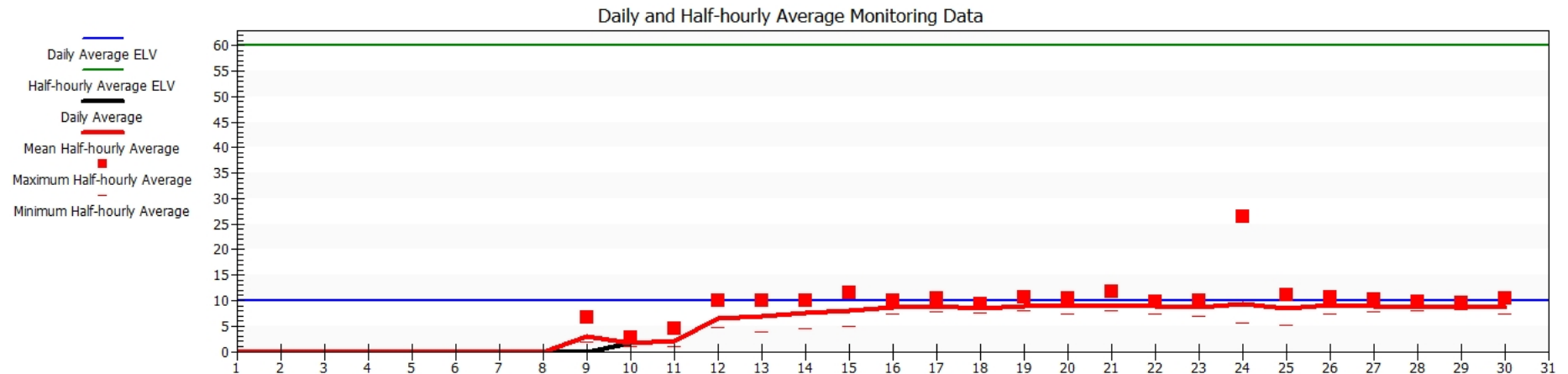
Permit Reference Number : LP3030XA

Operator : Viridor

Installation: trident park cardiff

Form Number:

Reporting of Continuously Monitored Emissions to Air for HCl mg/m3 at Emission Point A2 For the month of June 2022



	Monthly summary		Date	1	2	3	4	5	6	7	8	9	10	11	12	13	14	15	16	17	18	19	20	21	22	23	24	25	26	27	28	29	30	31	
Half-hourly average			Half-hourly average ELV	60	60	60	60	60	60	60	60	60	60	60	60	60	60	60	60	60	60	60	60	60	60	60	60	60	60	60	60	60	60		
	Monthly maximum	27	Maximum Half-hourly average	Off	Off	Off	Off	Off	Off	Off	Off	Off	7	3	5	10	10	10	11	10	10	9	11	11	12	10	10	27	11	11	10	10	9	11	
	Monthly mean	8	Mean Half-hourly average	Off	Off	Off	Off	Off	Off	Off	Off	Off	3	2	2	7	7	8	8	9	9	9	9	9	9	9	9	8	9	9	9	9	9		
	Monthly minimum	1	Minimum Half-hourly average	Off	Off	Off	Off	Off	Off	Off	Off	Off	2	1	1	5	4	4	5	7	8	8	8	7	8	7	7	6	5	7	8	8	8	7	
	Total Invalid results	0	No of Invalid results	0	0	0	0	0	0	0	0	0	0	0	0	0	0	0	0	0	0	0	0	0	0	0	0	0	0	0	0	0	0	0	
	Sum of exceedances	0	No of exceedances of ELV	Off	Off	Off	Off	Off	Off	Off	Off	Off	0	0	0	0	0	0	0	0	0	0	0	0	0	0	0	0	0	0	0	0	0	0	0
Daily average			Daily average ELV	10	10	10	10	10	10	10	10	10	10	10	10	10	10	10	10	10	10	10	10	10	10	10	10	10	10	10	10	10	10	10	
	Monthly maximum	9	Daily average	Off	Off	Off	Off	Off	Off	Off	Off	N/A	2	2	7	7	8	8	9	9	9	9	9	9	9	9	9	8	9	9	9	9	9	9	
	No of invalid days	0	Value Valid?	Y	Y	Y	Y	Y	Y	Y	Y	Y	Y	Y	Y	Y	Y	Y	Y	Y	Y	Y	Y	Y	Y	Y	Y	Y	Y	Y	Y	Y	Y	Y	
	Sum of exceedances	0	Value Exceeds ELV?	N	N	N	N	N	N	N	N	N	N	N	N	N	N	N	N	N	N	N	N	N	N	N	N	N	N	N	N	N	N	N	N

Signed..... **G Jones**

Date..... **27 July 2022**

(Authorised to sign as a representative of the Operator)

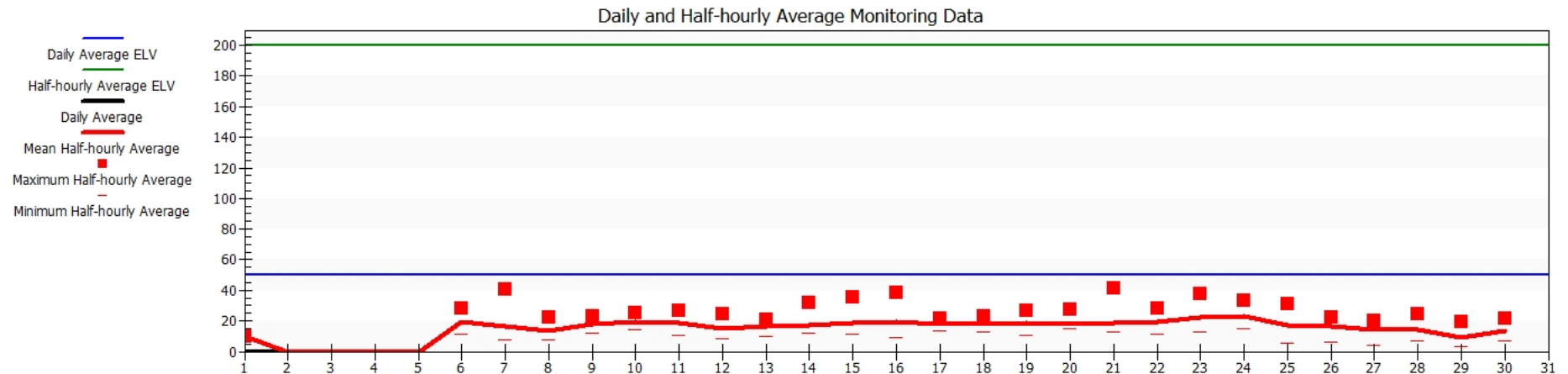
Permit Reference Number : LP3030XA

Operator : Viridor

Installation: trident park cardiff

Form Number:

Reporting of Continuously Monitored Emissions to Air for SO₂ mg/m³ at Emission Point A2 For the month of April 2022



	Monthly summary		Date	1	2	3	4	5	6	7	8	9	10	11	12	13	14	15	16	17	18	19	20	21	22	23	24	25	26	27	28	29	30	31
Half-hourly average			Half-hourly average ELV	200	200	200	200	200	200	200	200	200	200	200	200	200	200	200	200	200	200	200	200	200	200	200	200	200	200	200	200	200	200	200
	Monthly maximum	41	Maximum Half-hourly average	10	Off	Off	Off	Off	28	41	22	23	26	27	24	21	32	35	38	21	23	26	28	41	28	38	33	31	22	20	24	20	22	
	Monthly mean	17	Mean Half-hourly average	10	Off	Off	Off	Off	19	17	14	18	20	19	15	16	17	18	20	18	18	19	18	19	19	22	23	18	17	14	15	9	13	
	Monthly minimum	3	Minimum Half-hourly average	10	Off	Off	Off	Off	11	8	7	12	14	10	8	10	12	12	9	14	13	11	15	13	11	13	15	6	6	4	7	3	7	
	Total Invalid results	0	No of Invalid results	0	0	0	0	0	0	0	0	0	0	0	0	0	0	0	0	0	0	0	0	0	0	0	0	0	0	0	0	0	0	
	Sum of exceedances	0	No of exceedances of ELV	0	Off	Off	Off	Off	0	0	0	0	0	0	0	0	0	0	0	0	0	0	0	0	0	0	0	0	0	0	0	0	0	0
Daily average			Daily average ELV	50	50	50	50	50	50	50	50	50	50	50	50	50	50	50	50	50	50	50	50	50	50	50	50	50	50	50	50	50	50	50
	Monthly maximum	23	Daily average	N/A	Off	Off	Off	Off	19	17	14	18	20	19	15	16	17	18	20	18	18	19	18	19	19	22	23	18	17	14	15	9	13	
	No of invalid days	0	Value Valid?	Y	Y	Y	Y	Y	Y	Y	Y	Y	Y	Y	Y	Y	Y	Y	Y	Y	Y	Y	Y	Y	Y	Y	Y	Y	Y	Y	Y	Y	Y	
	Sum of exceedances	0	Value Exceeds ELV?	N	N	N	N	N	N	N	N	N	N	N	N	N	N	N	N	N	N	N	N	N	N	N	N	N	N	N	N	N	N	N

Signed..... **G Jones**

Date..... **27 July 2022**

(Authorised to sign as a representative of the Operator)

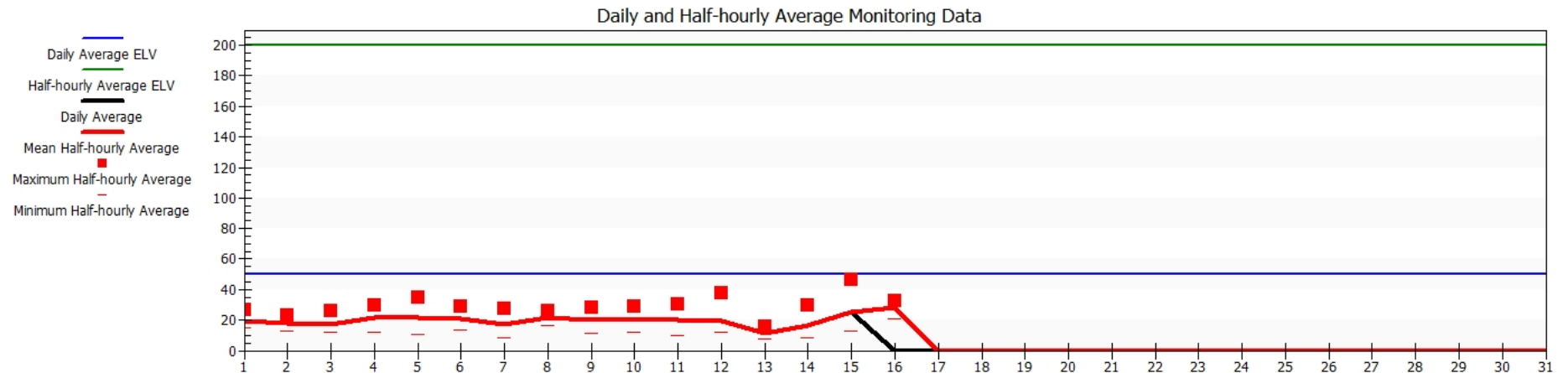
Permit Reference Number : LP3030XA

Operator : Viridor

Installation: trident park cardiff

Form Number:

Reporting of Continuously Monitored Emissions to Air for SO₂ mg/m³ at Emission Point A2 For the month of May 2022



	Monthly summary		Date	1	2	3	4	5	6	7	8	9	10	11	12	13	14	15	16	17	18	19	20	21	22	23	24	25	26	27	28	29	30	31
Half-hourly average			Half-hourly average ELV	200	200	200	200	200	200	200	200	200	200	200	200	200	200	200	200	200	200	200	200	200	200	200	200	200	200	200	200	200	200	200
	Monthly maximum	46	Maximum Half-hourly average	26	23	26	30	35	29	28	26	28	29	30	38	16	30	46	33	Off	Off	Off	Off	Off	Off	Off	Off	Off	Off	Off	Off	Off	Off	Off
	Monthly mean	20	Mean Half-hourly average	19	18	17	22	22	21	17	21	20	20	20	20	11	16	25	28	Off	Off	Off	Off	Off	Off	Off	Off	Off	Off	Off	Off	Off	Off	Off
	Monthly minimum	8	Minimum Half-hourly average	15	13	12	12	11	14	9	16	11	12	10	12	8	8	13	21	Off	Off	Off	Off	Off	Off	Off	Off	Off	Off	Off	Off	Off	Off	Off
	Total Invalid results	0	No of Invalid results	0	0	0	0	0	0	0	0	0	0	0	0	0	0	0	0	0	0	0	0	0	0	0	0	0	0	0	0	0	0	0
	Sum of exceedances	0	No of exceedances of ELV	0	0	0	0	0	0	0	0	0	0	0	0	0	0	0	0	Off	Off	Off	Off	Off	Off	Off	Off	Off	Off	Off	Off	Off	Off	Off
Daily average			Daily average ELV	50	50	50	50	50	50	50	50	50	50	50	50	50	50	50	50	50	50	50	50	50	50	50	50	50	50	50	50	50	50	50
	Monthly maximum	25	Daily average	19	18	17	22	22	21	17	21	20	20	20	20	11	16	25	N/A	Off	Off	Off	Off	Off	Off	Off	Off	Off	Off	Off	Off	Off	Off	Off
	No of invalid days	0	Value Valid?	Y	Y	Y	Y	Y	Y	Y	Y	Y	Y	Y	Y	Y	Y	Y	Y	Y	Y	Y	Y	Y	Y	Y	Y	Y	Y	Y	Y	Y	Y	
	Sum of exceedances	0	Value Exceeds ELV?	N	N	N	N	N	N	N	N	N	N	N	N	N	N	N	N	N	N	N	N	N	N	N	N	N	N	N	N	N	N	N

Signed..... **G Jones**

Date..... **27 July 2022**

(Authorised to sign as a representative of the Operator)

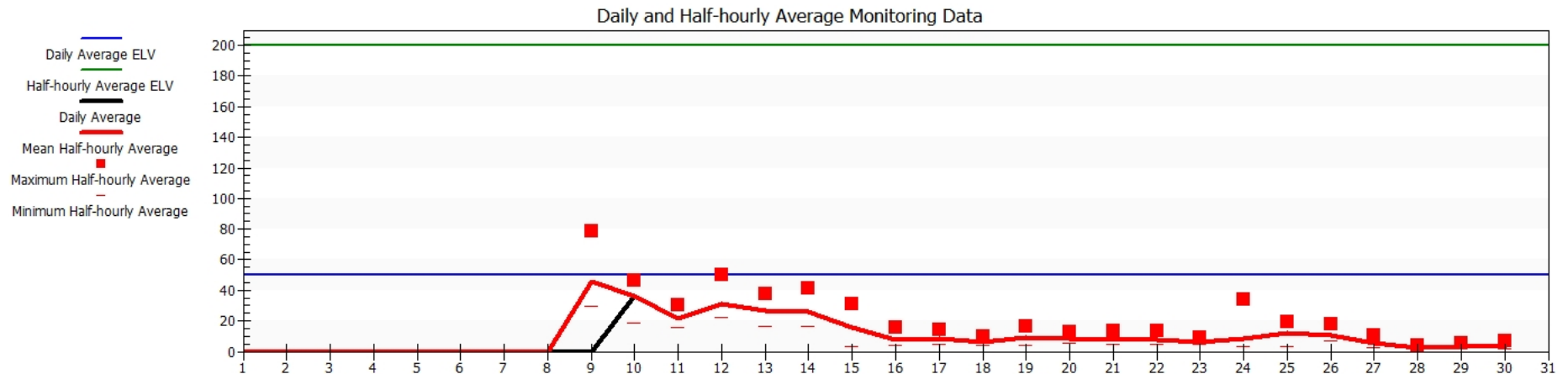
Permit Reference Number : LP3030XA

Operator : Viridor

Installation: trident park cardiff

Form Number:

Reporting of Continuously Monitored Emissions to Air for SO₂ mg/m³ at Emission Point A2 For the month of June 2022



	Monthly summary		Date	1	2	3	4	5	6	7	8	9	10	11	12	13	14	15	16	17	18	19	20	21	22	23	24	25	26	27	28	29	30	31	
Half-hourly average			Half-hourly average ELV	200	200	200	200	200	200	200	200	200	200	200	200	200	200	200	200	200	200	200	200	200	200	200	200	200	200	200	200	200	200	200	
	Monthly maximum	79	Maximum Half-hourly average	Off	Off	Off	Off	Off	Off	Off	Off	Off	79	46	31	50	38	42	31	15	14	10	17	13	13	14	9	34	19	18	11	4	6	7	
	Monthly mean	14	Mean Half-hourly average	Off	Off	Off	Off	Off	Off	Off	Off	Off	46	36	21	31	26	26	16	8	8	6	9	8	7	8	6	8	12	11	6	3	4	3	
	Monthly minimum	2	Minimum Half-hourly average	Off	Off	Off	Off	Off	Off	Off	Off	Off	29	19	16	22	16	16	3	4	5	4	4	6	5	5	4	3	3	7	3	2	2	2	
	Total Invalid results	0	No of Invalid results	0	0	0	0	0	0	0	0	0	0	0	0	0	0	0	0	0	0	0	0	0	0	0	0	0	0	0	0	0	0	0	
	Sum of exceedances	0	No of exceedances of ELV	Off	Off	Off	Off	Off	Off	Off	Off	Off	0	0	0	0	0	0	0	0	0	0	0	0	0	0	0	0	0	0	0	0	0	0	
Daily average			Daily average ELV	50	50	50	50	50	50	50	50	50	50	50	50	50	50	50	50	50	50	50	50	50	50	50	50	50	50	50	50	50	50	50	
	Monthly maximum	36	Daily average	Off	Off	Off	Off	Off	Off	Off	Off	N/A	36	21	31	26	26	16	8	8	6	9	8	7	8	6	8	12	11	6	3	4	3		
	No of invalid days	0	Value Valid?	Y	Y	Y	Y	Y	Y	Y	Y	Y	Y	Y	Y	Y	Y	Y	Y	Y	Y	Y	Y	Y	Y	Y	Y	Y	Y	Y	Y	Y	Y		
	Sum of exceedances	0	Value Exceeds ELV?	N	N	N	N	N	N	N	N	N	N	N	N	N	N	N	N	N	N	N	N	N	N	N	N	N	N	N	N	N	N	N	

Signed.....G Jones.....

Date.....27 July 2022.....

(Authorised to sign as a representative of the Operator)

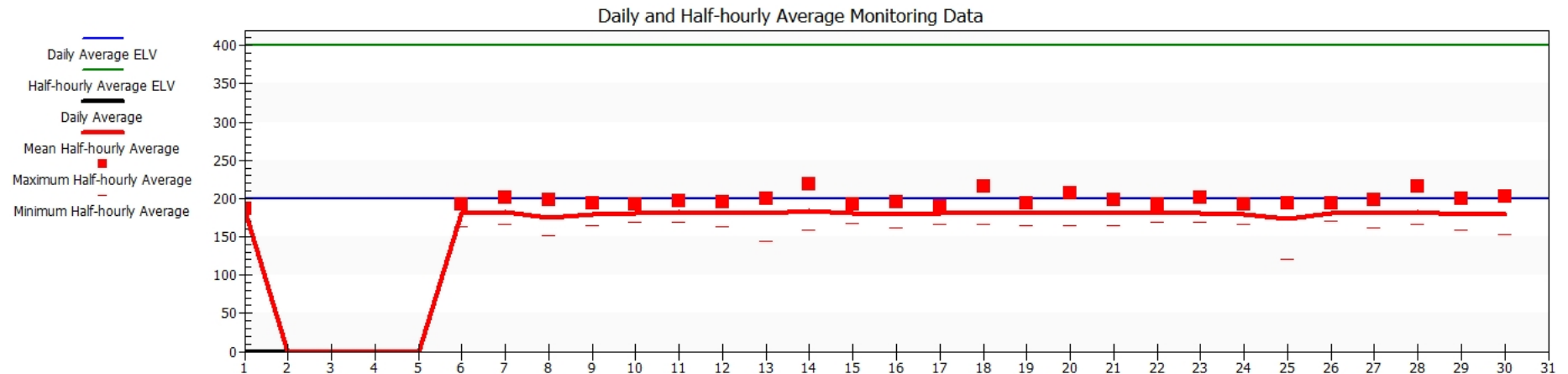
Permit Reference Number : LP3030XA

Operator : Viridor

Installation: trident park cardiff

Form Number:

Reporting of Continuously Monitored Emissions to Air for NO_x mg/m³ at Emission Point A2 For the month of April 2022



	Monthly summary		Date	1	2	3	4	5	6	7	8	9	10	11	12	13	14	15	16	17	18	19	20	21	22	23	24	25	26	27	28	29	30	31
Half-hourly average			Half-hourly average ELV	400	400	400	400	400	400	400	400	400	400	400	400	400	400	400	400	400	400	400	400	400	400	400	400	400	400	400	400	400	400	
	Monthly maximum	219	Maximum Half-hourly average	186	Off	Off	Off	Off	193	201	198	194	193	197	195	199	219	193	196	190	216	193	206	199	193	201	193	194	194	198	216	199	202	
	Monthly mean	180	Mean Half-hourly average	184	Off	Off	Off	Off	181	182	175	180	181	182	181	181	183	181	180	181	181	180	181	180	180	181	180	173	180	180	182	180	180	
	Monthly minimum	121	Minimum Half-hourly average	182	Off	Off	Off	Off	163	167	152	165	169	170	164	144	158	167	162	165	167	165	165	165	169	169	166	121	170	162	166	159	153	
	Total Invalid results	0	No of Invalid results	0	0	0	0	0	0	0	0	0	0	0	0	0	0	0	0	0	0	0	0	0	0	0	0	0	0	0	0	0	0	
	Sum of exceedances	0	No of exceedances of ELV	0	Off	Off	Off	Off	0	0	0	0	0	0	0	0	0	0	0	0	0	0	0	0	0	0	0	0	0	0	0	0	0	0
Daily average			Daily average ELV	200	200	200	200	200	200	200	200	200	200	200	200	200	200	200	200	200	200	200	200	200	200	200	200	200	200	200	200	200	200	
	Monthly maximum	183	Daily average	N/A	Off	Off	Off	Off	181	182	175	180	181	182	181	181	183	181	180	181	181	180	181	180	180	181	180	173	180	180	182	180	180	
	No of invalid days	0	Value Valid?	Y	Y	Y	Y	Y	Y	Y	Y	Y	Y	Y	Y	Y	Y	Y	Y	Y	Y	Y	Y	Y	Y	Y	Y	Y	Y	Y	Y	Y	Y	
	Sum of exceedances	0	Value Exceeds ELV?	N	N	N	N	N	N	N	N	N	N	N	N	N	N	N	N	N	N	N	N	N	N	N	N	N	N	N	N	N	N	N

Signed..... G Jones

Date..... 27 July 2022

(Authorised to sign as a representative of the Operator)

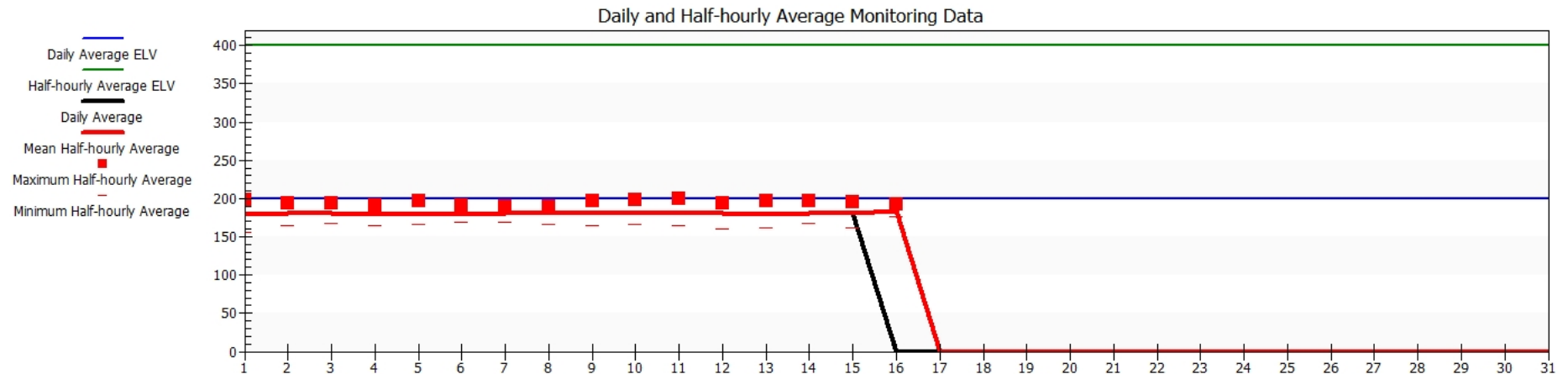
Permit Reference Number : LP3030XA

Operator : Viridor

Installation: trident park cardiff

Form Number:

Reporting of Continuously Monitored Emissions to Air for NO_x mg/m³ at Emission Point A2 For the month of May 2022



	Monthly summary		Date	1	2	3	4	5	6	7	8	9	10	11	12	13	14	15	16	17	18	19	20	21	22	23	24	25	26	27	28	29	30	31	
Half-hourly average			Half-hourly average ELV	400	400	400	400	400	400	400	400	400	400	400	400	400	400	400	400	400	400	400	400	400	400	400	400	400	400	400	400	400	400	400	
	Monthly maximum	200	Maximum Half-hourly average	198	194	194	191	196	190	189	190	197	198	200	194	197	197	195	193	Off	Off	Off	Off	Off	Off	Off	Off	Off	Off	Off	Off	Off	Off	Off	Off
	Monthly mean	180	Mean Half-hourly average	179	181	181	180	179	179	181	180	181	180	181	180	179	180	181	184	Off	Off	Off	Off	Off	Off	Off	Off	Off	Off	Off	Off	Off	Off	Off	Off
	Monthly minimum	156	Minimum Half-hourly average	156	165	168	164	165	169	169	167	165	167	165	160	161	168	161	176	Off	Off	Off	Off	Off	Off	Off	Off	Off	Off	Off	Off	Off	Off	Off	Off
	Total Invalid results	0	No of Invalid results	0	0	0	0	0	0	0	0	0	0	0	0	0	0	0	0	0	0	0	0	0	0	0	0	0	0	0	0	0	0	0	
	Sum of exceedances	0	No of exceedances of ELV	0	0	0	0	0	0	0	0	0	0	0	0	0	0	0	0	Off	Off	Off	Off	Off	Off	Off	Off	Off	Off	Off	Off	Off	Off	Off	Off
Daily average			Daily average ELV	200	200	200	200	200	200	200	200	200	200	200	200	200	200	200	200	200	200	200	200	200	200	200	200	200	200	200	200	200	200	200	
	Monthly maximum	181	Daily average	179	181	181	180	179	179	181	180	181	180	181	180	179	180	181	N/A	Off	Off	Off	Off	Off	Off	Off	Off	Off	Off	Off	Off	Off	Off	Off	Off
	No of invalid days	0	Value Valid?	Y	Y	Y	Y	Y	Y	Y	Y	Y	Y	Y	Y	Y	Y	Y	Y	Y	Y	Y	Y	Y	Y	Y	Y	Y	Y	Y	Y	Y	Y	Y	
	Sum of exceedances	0	Value Exceeds ELV?	N	N	N	N	N	N	N	N	N	N	N	N	N	N	N	N	N	N	N	N	N	N	N	N	N	N	N	N	N	N	N	

Signed..... **G Jones**

Date..... **27 July 2022**

(Authorised to sign as a representative of the Operator)

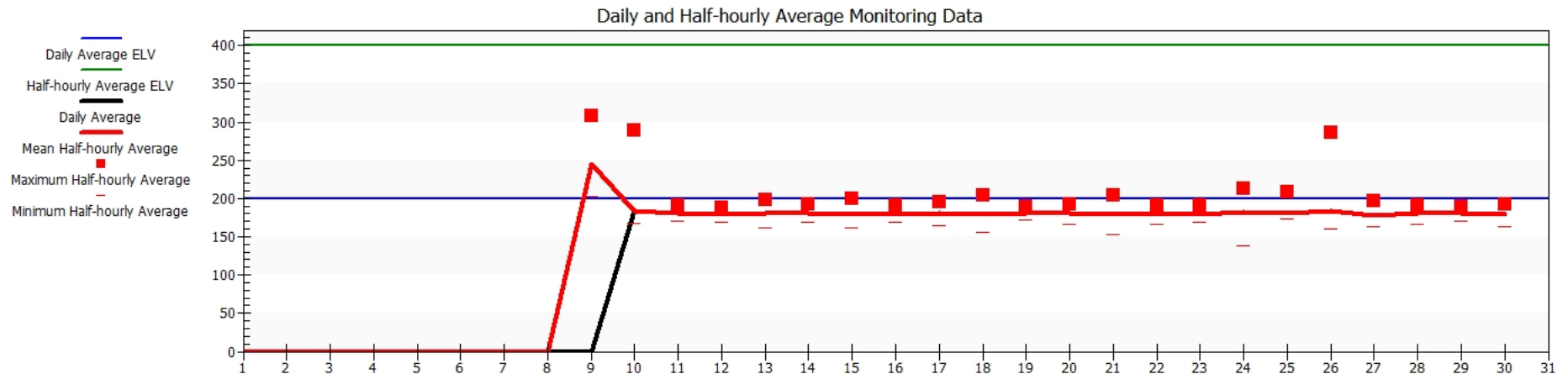
Permit Reference Number : LP3030XA

Operator : Viridor

Installation: trident park cardiff

Form Number:

Reporting of Continuously Monitored Emissions to Air for NO_x mg/m³ at Emission Point A2 For the month of June 2022



Monthly summary			Date	1	2	3	4	5	6	7	8	9	10	11	12	13	14	15	16	17	18	19	20	21	22	23	24	25	26	27	28	29	30	31
Half-hourly average			Half-hourly average ELV	400	400	400	400	400	400	400	400	400	400	400	400	400	400	400	400	400	400	400	400	400	400	400	400	400	400	400	400	400	400	400
	Monthly maximum	308	Maximum Half-hourly average	Off	Off	Off	Off	Off	Off	Off	Off	Off	308	289	191	188	198	193	200	191	195	204	189	193	203	191	191	212	209	286	197	191	190	193
	Monthly mean	183	Mean Half-hourly average	Off	Off	Off	Off	Off	Off	Off	Off	Off	245	184	181	180	180	180	180	180	181	179	180	180	179	180	180	182	181	184	178	180	180	180
	Monthly minimum	138	Minimum Half-hourly average	Off	Off	Off	Off	Off	Off	Off	Off	Off	203	168	170	169	162	169	162	169	164	156	172	166	153	167	169	138	174	160	162	166	171	163
	Total Invalid results	0	No of Invalid results	0	0	0	0	0	0	0	0	0	0	0	0	0	0	0	0	0	0	0	0	0	0	0	0	0	0	0	0	0	0	0
	Sum of exceedances	0	No of exceedances of ELV	Off	Off	Off	Off	Off	Off	Off	Off	Off	0	0	0	0	0	0	0	0	0	0	0	0	0	0	0	0	0	0	0	0	0	0
Daily average			Daily average ELV	200	200	200	200	200	200	200	200	200	200	200	200	200	200	200	200	200	200	200	200	200	200	200	200	200	200	200	200	200	200	200
	Monthly maximum	184	Daily average	Off	Off	Off	Off	Off	Off	Off	Off	Off	N/A	184	181	180	180	180	180	180	181	179	180	180	179	180	180	182	181	184	178	180	180	180
	No of invalid days	0	Value Valid?	Y	Y	Y	Y	Y	Y	Y	Y	Y	Y	Y	Y	Y	Y	Y	Y	Y	Y	Y	Y	Y	Y	Y	Y	Y	Y	Y	Y	Y	Y	Y
	Sum of exceedances	0	Value Exceeds ELV?	N	N	N	N	N	N	N	N	N	N	N	N	N	N	N	N	N	N	N	N	N	N	N	N	N	N	N	N	N	N	N

Signed..... **G Jones**

Date..... **27 July 2022**

(Authorised to sign as a representative of the Operator)

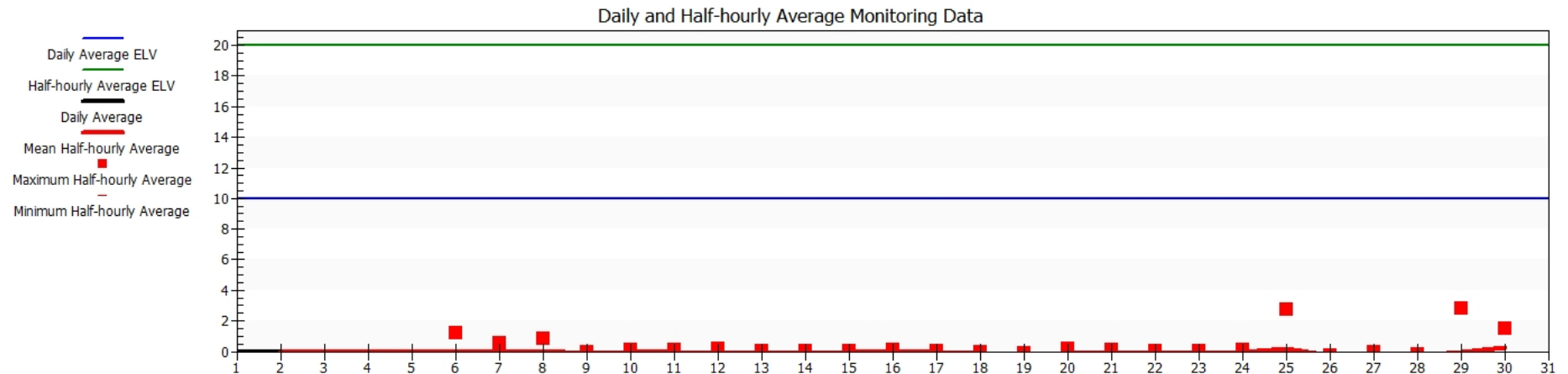
Permit Reference Number : LP3030XA

Operator : Viridor

Installation: trident park cardiff

Form Number:

Reporting of Continuously Monitored Emissions to Air for VOC mg/m3 at Emission Point A2 For the month of April 2022



	Monthly summary		Date	1	2	3	4	5	6	7	8	9	10	11	12	13	14	15	16	17	18	19	20	21	22	23	24	25	26	27	28	29	30	31	
Half-hourly average			Half-hourly average ELV	20	20	20	20	20	20	20	20	20	20	20	20	20	20	20	20	20	20	20	20	20	20	20	20	20	20	20	20	20	20		
	Monthly maximum	3	Maximum Half-hourly average	0	Off	Off	Off	Off	1	1	1	0	0	0	0	0	0	0	0	0	0	0	0	0	0	0	0	0	3	0	0	0	3	2	
	Monthly mean	0	Mean Half-hourly average	0	Off	Off	Off	Off	0	0	0	0	0	0	0	0	0	0	0	0	0	0	0	0	0	0	0	0	0	0	0	0	0		
	Monthly minimum	0	Minimum Half-hourly average	0	Off	Off	Off	Off	0	0	0	0	0	0	0	0	0	0	0	0	0	0	0	0	0	0	0	0	0	0	0	0	0		
	Total Invalid results	0	No of Invalid results	0	0	0	0	0	0	0	0	0	0	0	0	0	0	0	0	0	0	0	0	0	0	0	0	0	0	0	0	0	0		
	Sum of exceedances	0	No of exceedances of ELV	0	Off	Off	Off	Off	0	0	0	0	0	0	0	0	0	0	0	0	0	0	0	0	0	0	0	0	0	0	0	0	0	0	
Daily average			Daily average ELV	10	10	10	10	10	10	10	10	10	10	10	10	10	10	10	10	10	10	10	10	10	10	10	10	10	10	10	10	10	10		
	Monthly maximum	0	Daily average	N/A	Off	Off	Off	Off	0	0	0	0	0	0	0	0	0	0	0	0	0	0	0	0	0	0	0	0	0	0	0	0	0		
	No of invalid days	0	Value Valid?	Y	Y	Y	Y	Y	Y	Y	Y	Y	Y	Y	Y	Y	Y	Y	Y	Y	Y	Y	Y	Y	Y	Y	Y	Y	Y	Y	Y	Y			
	Sum of exceedances	0	Value Exceeds ELV?	N	N	N	N	N	N	N	N	N	N	N	N	N	N	N	N	N	N	N	N	N	N	N	N	N	N	N	N	N	N		

Signed..... G Jones

Date..... 27 July 2022

(Authorised to sign as a representative of the Operator)

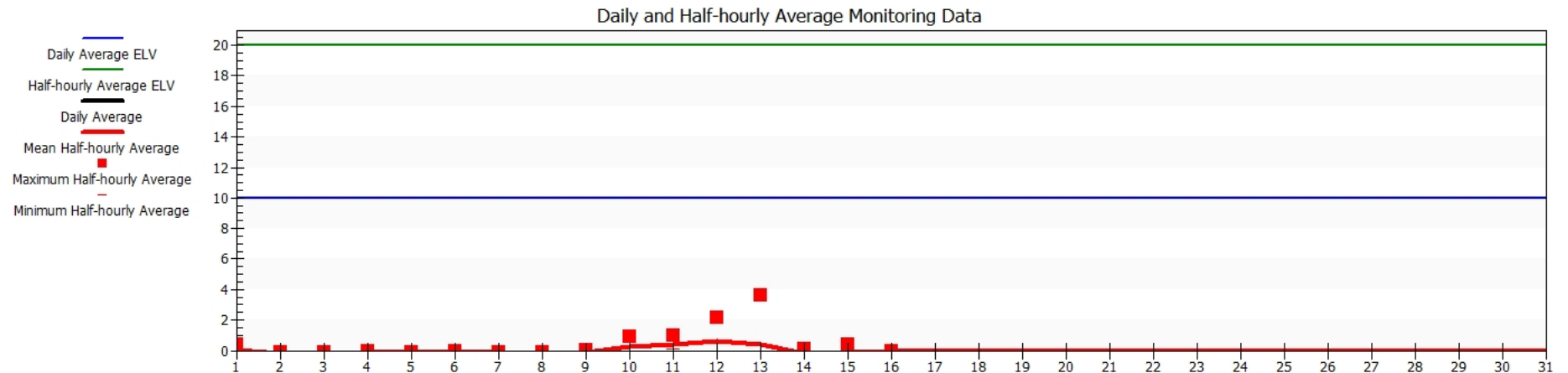
Permit Reference Number : LP3030XA

Operator : Viridor

Installation: trident park cardiff

Form Number:

Reporting of Continuously Monitored Emissions to Air for VOC mg/m3 at Emission Point A2 For the month of May 2022



	Monthly summary		Date	1	2	3	4	5	6	7	8	9	10	11	12	13	14	15	16	17	18	19	20	21	22	23	24	25	26	27	28	29	30	31
Half-hourly average			Half-hourly average ELV	20	20	20	20	20	20	20	20	20	20	20	20	20	20	20	20	20	20	20	20	20	20	20	20	20	20	20	20	20	20	20
	Monthly maximum	4	Maximum Half-hourly average	0	0	0	0	0	0	0	0	0	1	1	2	4	0	0	0	Off	Off	Off	Off	Off	Off	Off	Off	Off	Off	Off	Off	Off	Off	Off
	Monthly mean	0	Mean Half-hourly average	0	0	0	0	0	0	0	0	0	0	0	1	0	0	0	0	Off	Off	Off	Off	Off	Off	Off	Off	Off	Off	Off	Off	Off	Off	Off
	Monthly minimum	0	Minimum Half-hourly average	0	0	0	0	0	0	0	0	0	0	0	0	0	0	0	0	Off	Off	Off	Off	Off	Off	Off	Off	Off	Off	Off	Off	Off	Off	Off
	Total Invalid results	0	No of Invalid results	0	0	0	0	0	0	0	0	0	0	0	0	0	0	0	0	0	0	0	0	0	0	0	0	0	0	0	0	0	0	0
	Sum of exceedances	0	No of exceedances of ELV	0	0	0	0	0	0	0	0	0	0	0	0	0	0	0	0	Off	Off	Off	Off	Off	Off	Off	Off	Off	Off	Off	Off	Off	Off	Off
Daily average			Daily average ELV	10	10	10	10	10	10	10	10	10	10	10	10	10	10	10	10	10	10	10	10	10	10	10	10	10	10	10	10	10	10	10
	Monthly maximum	1	Daily average	0	0	0	0	0	0	0	0	0	0	0	1	0	0	0	N/A	Off	Off	Off	Off	Off	Off	Off	Off	Off	Off	Off	Off	Off	Off	Off
	No of invalid days	0	Value Valid?	Y	Y	Y	Y	Y	Y	Y	Y	Y	Y	Y	Y	Y	Y	Y	Y	Y	Y	Y	Y	Y	Y	Y	Y	Y	Y	Y	Y	Y	Y	
	Sum of exceedances	0	Value Exceeds ELV?	N	N	N	N	N	N	N	N	N	N	N	N	N	N	N	N	N	N	N	N	N	N	N	N	N	N	N	N	N	N	N

Signed..... **G Jones**

Date..... **27 July 2022**

(Authorised to sign as a representative of the Operator)

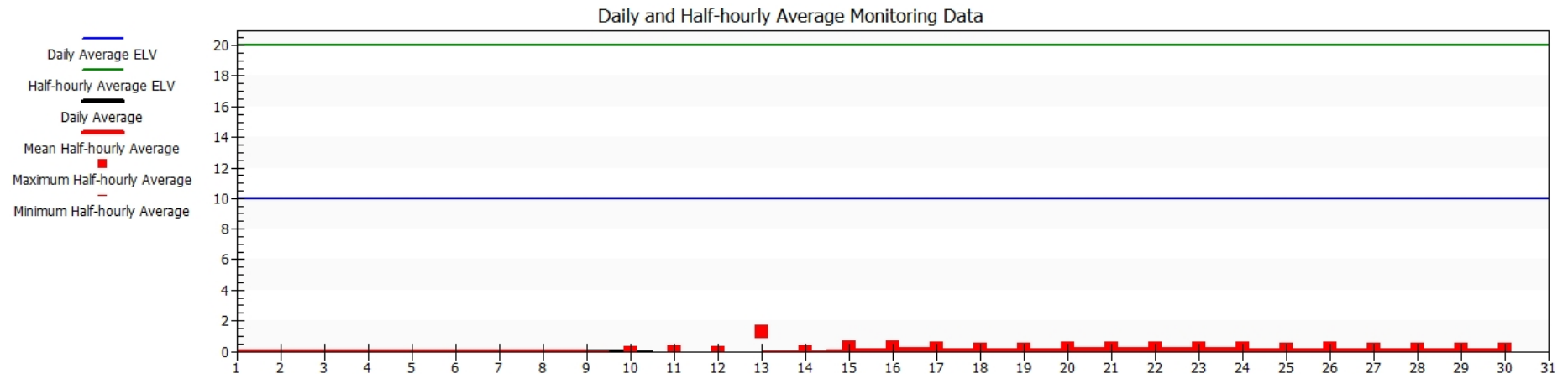
Permit Reference Number : LP3030XA

Operator : Viridor

Installation: trident park cardiff

Form Number:

Reporting of Continuously Monitored Emissions to Air for VOC mg/m3 at Emission Point A2 For the month of June 2022



	Monthly summary		Date	1	2	3	4	5	6	7	8	9	10	11	12	13	14	15	16	17	18	19	20	21	22	23	24	25	26	27	28	29	30	31	
Half-hourly average			Half-hourly average ELV	20	20	20	20	20	20	20	20	20	20	20	20	20	20	20	20	20	20	20	20	20	20	20	20	20	20	20	20	20	20		
	Monthly maximum	1	Maximum Half-hourly average	Off	Off	Off	Off	Off	Off	Off	Off	N/A	0	0	0	1	0	0	0	0	0	0	0	0	0	0	0	0	0	0	0	0	0		
	Monthly mean	0	Mean Half-hourly average	Off	Off	Off	Off	Off	Off	Off	Off	N/A	0	0	0	0	0	0	0	0	0	0	0	0	0	0	0	0	0	0	0	0	0		
	Monthly minimum	0	Minimum Half-hourly average	Off	Off	Off	Off	Off	Off	Off	Off	N/A	0	0	0	0	0	0	0	0	0	0	0	0	0	0	0	0	0	0	0	0	0		
	Total Invalid results	0	No of Invalid results	0	0	0	0	0	0	0	0	0	0	0	0	0	0	0	0	0	0	0	0	0	0	0	0	0	0	0	0	0	0	0	
	Sum of exceedances	0	No of exceedances of ELV	Off	Off	Off	Off	Off	Off	Off	Off	0	0	0	0	0	0	0	0	0	0	0	0	0	0	0	0	0	0	0	0	0	0	0	0
Daily average			Daily average ELV	10	10	10	10	10	10	10	10	10	10	10	10	10	10	10	10	10	10	10	10	10	10	10	10	10	10	10	10	10	10	10	
	Monthly maximum	0	Daily average	Off	Off	Off	Off	Off	Off	Off	Off	N/A	N/A	0	0	0	0	0	0	0	0	0	0	0	0	0	0	0	0	0	0	0	0	0	
	No of invalid days	2	Value Valid?	Y	Y	Y	Y	Y	Y	Y	Y	N	N	Y	Y	Y	Y	Y	Y	Y	Y	Y	Y	Y	Y	Y	Y	Y	Y	Y	Y	Y	Y		
	Sum of exceedances	0	Value Exceeds ELV?	N	N	N	N	N	N	N	N	N	N	N	N	N	N	N	N	N	N	N	N	N	N	N	N	N	N	N	N	N	N	N	

Signed..... **G Jones**

Date..... **27 July 2022**

(Authorised to sign as a representative of the Operator)

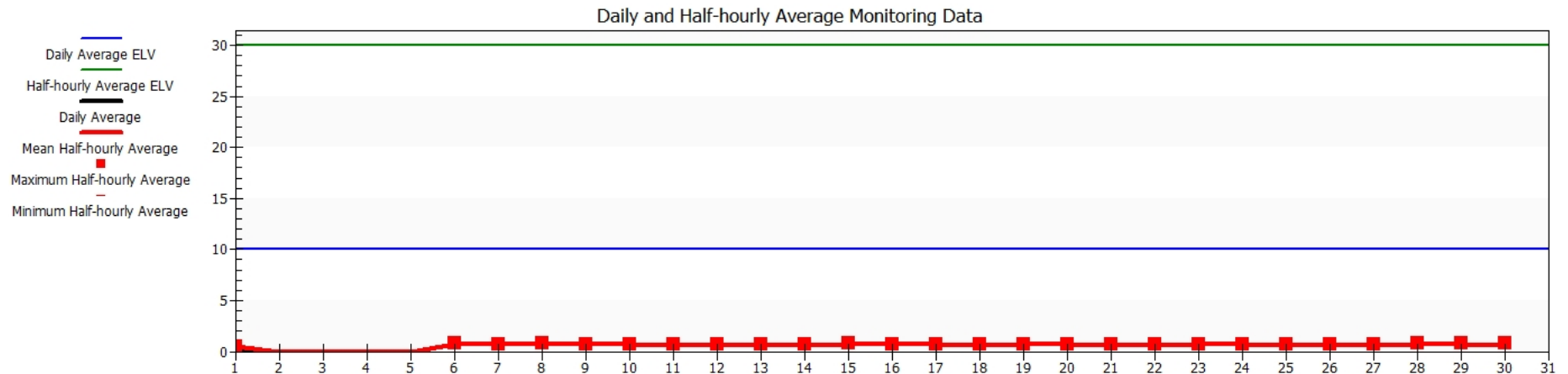
Permit Reference Number : LP3030XA

Operator : Viridor

Installation: trident park cardiff

Form Number:

Reporting of Continuously Monitored Emissions to Air for Particulates mg/m3 at Emission Point A2 For the month of April 2022



	Monthly summary		Date	1	2	3	4	5	6	7	8	9	10	11	12	13	14	15	16	17	18	19	20	21	22	23	24	25	26	27	28	29	30	31
Half-hourly average			Half-hourly average ELV	30	30	30	30	30	30	30	30	30	30	30	30	30	30	30	30	30	30	30	30	30	30	30	30	30	30	30	30	30	30	
	Monthly maximum	1	Maximum Half-hourly average	0	Off	Off	Off	Off	1	1	1	1	1	1	1	1	1	1	1	1	1	1	1	1	1	1	1	1	1	1	1	1	1	
	Monthly mean	1	Mean Half-hourly average	0	Off	Off	Off	Off	1	1	1	1	1	1	1	1	1	1	1	1	1	1	1	1	1	1	1	1	1	1	1	1	1	
	Monthly minimum	0	Minimum Half-hourly average	0	Off	Off	Off	Off	1	1	1	1	1	1	0	1	1	1	1	1	0	1	1	1	1	1	1	1	1	0	1	1	0	
	Total Invalid results	0	No of Invalid results	0	0	0	0	0	0	0	0	0	0	0	0	0	0	0	0	0	0	0	0	0	0	0	0	0	0	0	0	0	0	
	Sum of exceedances	0	No of exceedances of ELV	0	Off	Off	Off	Off	0	0	0	0	0	0	0	0	0	0	0	0	0	0	0	0	0	0	0	0	0	0	0	0	0	0
Daily average			Daily average ELV	10	10	10	10	10	10	10	10	10	10	10	10	10	10	10	10	10	10	10	10	10	10	10	10	10	10	10	10	10	10	
	Monthly maximum	1	Daily average	N/A	Off	Off	Off	Off	1	1	1	1	1	1	1	1	1	1	1	1	1	1	1	1	1	1	1	1	1	1	1	1	1	
	No of invalid days	0	Value Valid?	Y	Y	Y	Y	Y	Y	Y	Y	Y	Y	Y	Y	Y	Y	Y	Y	Y	Y	Y	Y	Y	Y	Y	Y	Y	Y	Y	Y	Y		
	Sum of exceedances	0	Value Exceeds ELV?	N	N	N	N	N	N	N	N	N	N	N	N	N	N	N	N	N	N	N	N	N	N	N	N	N	N	N	N	N	N	

Signed..... G Jones

Date..... 27 July 2022

(Authorised to sign as a representative of the Operator)

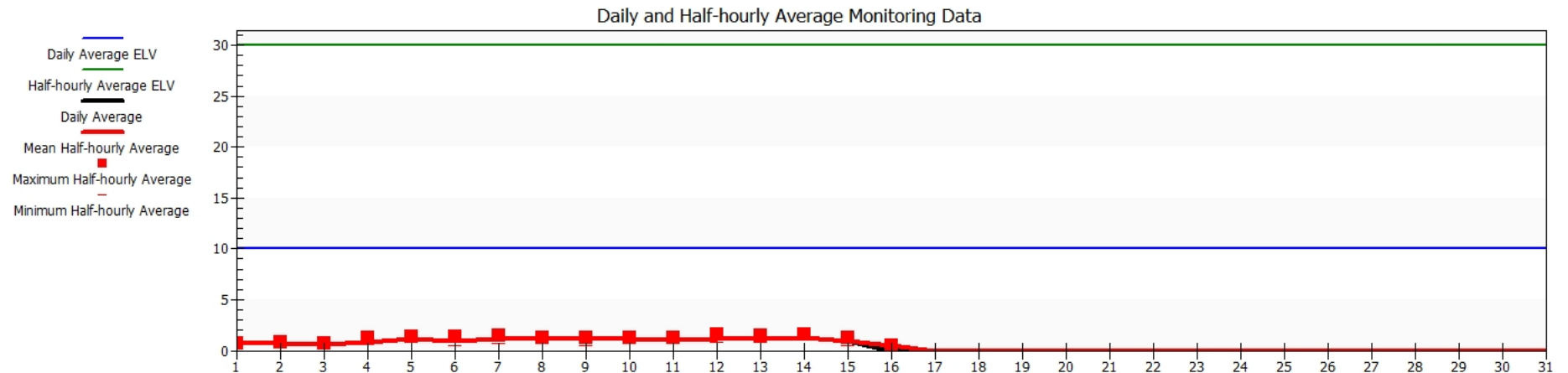
Permit Reference Number : LP3030XA

Operator : Viridor

Installation: trident park cardiff

Form Number:

Reporting of Continuously Monitored Emissions to Air for Particulates mg/m3 at Emission Point A2 For the month of May 2022



	Monthly summary		Date	1	2	3	4	5	6	7	8	9	10	11	12	13	14	15	16	17	18	19	20	21	22	23	24	25	26	27	28	29	30	31
Half-hourly average			Half-hourly average ELV	30	30	30	30	30	30	30	30	30	30	30	30	30	30	30	30	30	30	30	30	30	30	30	30	30	30	30	30	30	30	30
	Monthly maximum	2	Maximum Half-hourly average	1	1	1	1	1	1	1	1	1	1	1	2	2	2	1	1	Off	Off	Off	Off	Off	Off	Off	Off	Off	Off	Off	Off	Off	Off	Off
	Monthly mean	1	Mean Half-hourly average	1	1	1	1	1	1	1	1	1	1	1	1	1	1	1	1	Off	Off	Off	Off	Off	Off	Off	Off	Off	Off	Off	Off	Off	Off	Off
	Monthly minimum	0	Minimum Half-hourly average	1	1	0	1	1	0	1	1	1	1	1	1	1	1	0	1	Off	Off	Off	Off	Off	Off	Off	Off	Off	Off	Off	Off	Off	Off	Off
	Total Invalid results	0	No of Invalid results	0	0	0	0	0	0	0	0	0	0	0	0	0	0	0	0	0	0	0	0	0	0	0	0	0	0	0	0	0	0	0
	Sum of exceedances	0	No of exceedances of ELV	0	0	0	0	0	0	0	0	0	0	0	0	0	0	0	0	Off	Off	Off	Off	Off	Off	Off	Off	Off	Off	Off	Off	Off	Off	Off
Daily average			Daily average ELV	10	10	10	10	10	10	10	10	10	10	10	10	10	10	10	10	10	10	10	10	10	10	10	10	10	10	10	10	10	10	10
	Monthly maximum	1	Daily average	1	1	1	1	1	1	1	1	1	1	1	1	1	1	1	N/A	Off	Off	Off	Off	Off	Off	Off	Off	Off	Off	Off	Off	Off	Off	Off
	No of invalid days	0	Value Valid?	Y	Y	Y	Y	Y	Y	Y	Y	Y	Y	Y	Y	Y	Y	Y	Y	Y	Y	Y	Y	Y	Y	Y	Y	Y	Y	Y	Y	Y	Y	
	Sum of exceedances	0	Value Exceeds ELV?	N	N	N	N	N	N	N	N	N	N	N	N	N	N	N	N	N	N	N	N	N	N	N	N	N	N	N	N	N	N	N

Signed..... G Jones

Date..... 27 July 2022

(Authorised to sign as a representative of the Operator)

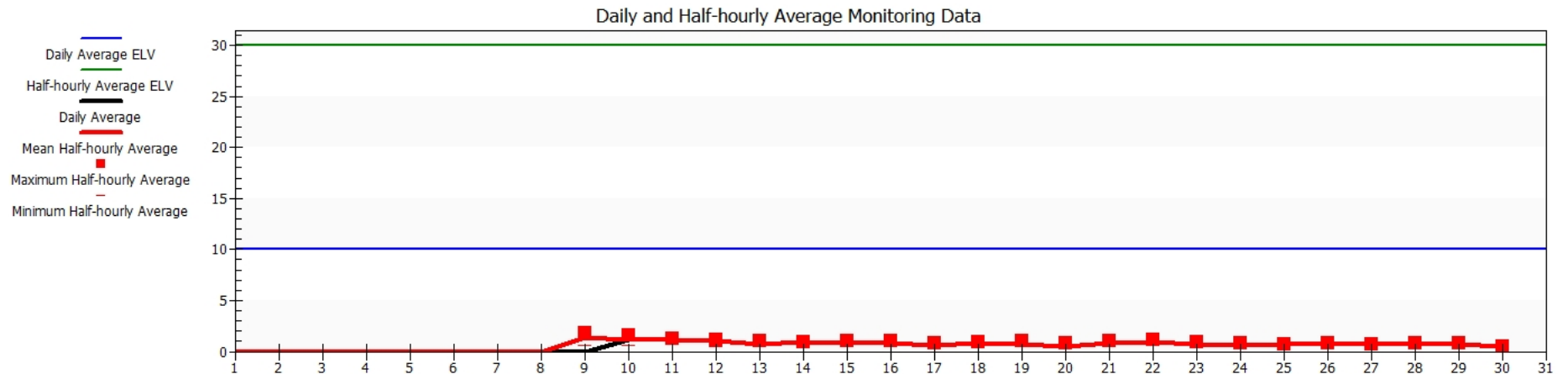
Permit Reference Number : LP3030XA

Operator : Viridor

Installation: trident park cardiff

Form Number:

Reporting of Continuously Monitored Emissions to Air for Particulates mg/m3 at Emission Point A2 For the month of June 2022



	Monthly summary		Date	1	2	3	4	5	6	7	8	9	10	11	12	13	14	15	16	17	18	19	20	21	22	23	24	25	26	27	28	29	30	31
Half-hourly average			Half-hourly average ELV	30	30	30	30	30	30	30	30	30	30	30	30	30	30	30	30	30	30	30	30	30	30	30	30	30	30	30	30	30	30	31
	Monthly maximum	2	Maximum Half-hourly average	Off	Off	Off	Off	Off	Off	Off	Off	2	2	1	1	1	1	1	1	1	1	1	1	1	1	1	1	1	1	1	1	1		
	Monthly mean	1	Mean Half-hourly average	Off	Off	Off	Off	Off	Off	Off	Off	1	1	1	1	1	1	1	1	1	1	1	1	1	1	1	1	1	1	1	1	1	0	
	Monthly minimum	0	Minimum Half-hourly average	Off	Off	Off	Off	Off	Off	Off	Off	1	1	1	1	1	1	1	1	0	1	0	0	1	1	0	0	1	1	1	1	1	0	
	Total Invalid results	0	No of Invalid results	0	0	0	0	0	0	0	0	0	0	0	0	0	0	0	0	0	0	0	0	0	0	0	0	0	0	0	0	0	0	
	Sum of exceedances	0	No of exceedances of ELV	Off	Off	Off	Off	Off	Off	Off	Off	Off	0	0	0	0	0	0	0	0	0	0	0	0	0	0	0	0	0	0	0	0	0	
Daily average			Daily average ELV	10	10	10	10	10	10	10	10	10	10	10	10	10	10	10	10	10	10	10	10	10	10	10	10	10	10	10	10	10	10	
	Monthly maximum	1	Daily average	Off	Off	Off	Off	Off	Off	Off	Off	N/A	1	1	1	1	1	1	1	1	1	1	1	1	1	1	1	1	1	1	1	0		
	No of invalid days	0	Value Valid?	Y	Y	Y	Y	Y	Y	Y	Y	Y	Y	Y	Y	Y	Y	Y	Y	Y	Y	Y	Y	Y	Y	Y	Y	Y	Y	Y	Y	Y		
	Sum of exceedances	0	Value Exceeds ELV?	N	N	N	N	N	N	N	N	N	N	N	N	N	N	N	N	N	N	N	N	N	N	N	N	N	N	N	N	N	N	

Signed..... G Jones

Date..... 27 July 2022

(Authorised to sign as a representative of the Operator)