

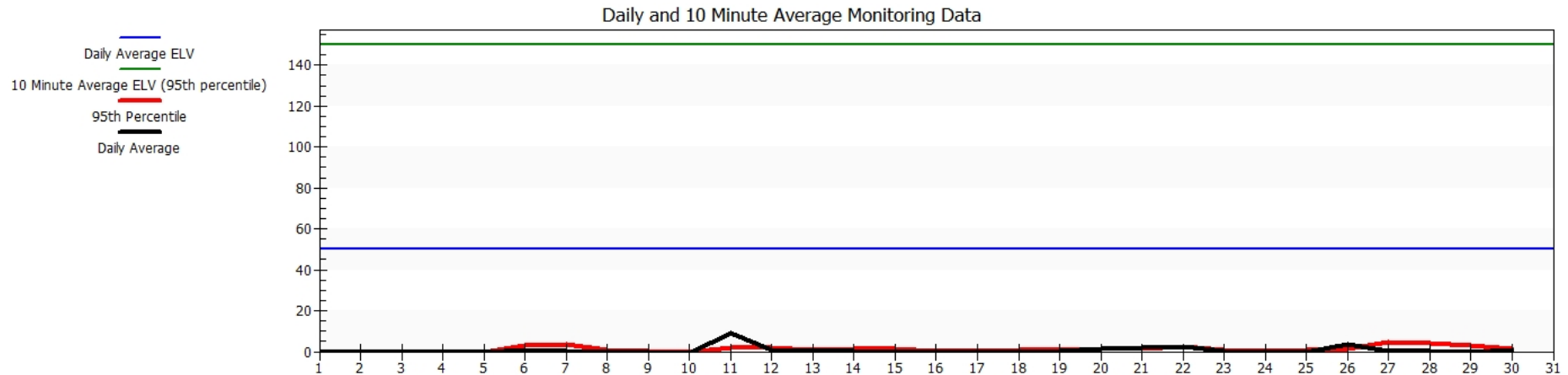
Permit Reference Number : LP3030XA

Operator : Viridor

Installation: trident park cardiff

Form Number:

Reporting of Continuously Monitored Emissions to Air for CO mg/m3 at Emission Point A1 For the month of April 2022



Monthly summary			Date	1	2	3	4	5	6	7	8	9	10	11	12	13	14	15	16	17	18	19	20	21	22	23	24	25	26	27	28	29	30	31
10 Minute average			10 Minute average ELV (95th Percentile)	150	150	150	150	150	150	150	150	150	150	150	150	150	150	150	150	150	150	150	150	150	150	150	150	150	150	150	150	150	150	
	Monthly Maximum 10-min	1176	Maximum 10 Minute average	1	Off	Off	Off	Off	6	14	7	33	5	1176	15	4	29	5	26	112	5	59	109	130	88	2	30	8	287	13	11	8	66	
	Monthly mean 10-min avgs	1	95th Percentile	0	Off	Off	Off	Off	3	4	1	0	0	2	2	1	1	1	0	0	1	1	1	2	3	1	1	1	1	5	4	3	1	
	Monthly Minimum 10-min	0	Minimum 10 Minute average	0	Off	Off	Off	Off	0	0	0	0	0	0	0	0	0	0	0	0	0	0	0	0	0	0	0	0	0	0	0	0	0	
	Total Invalid results	68	No of Invalid results	0	0	0	0	0	4	3	4	2	4	2	2	3	3	2	4	2	2	3	3	2	4	2	2	2	3	2	3	3	2	
			Number of results above 150mg/m³	0	Off	Off	Off	Off	0	0	0	0	0	1	0	0	0	0	0	0	0	0	0	0	0	0	0	0	1	0	0	0	0	
	Sum of Exceedances of 95th percentile ELV	0	95th Percentile ELV Exceeded (Y/N)	N	N	N	N	N	N	N	N	N	N	N	N	N	N	N	N	N	N	N	N	N	N	N	N	N	N	N	N	N	N	
Daily average			Daily average ELV	50	50	50	50	50	50	50	50	50	50	50	50	50	50	50	50	50	50	50	50	50	50	50	50	50	50	50	50	50	50	
	Monthly maximum	9	Daily average	N/A	Off	Off	Off	Off	1	0	0	0	0	9	1	0	0	0	0	0	0	0	1	2	3	0	0	0	3	0	0	0	1	
	No of invalid days	0	Value Valid?	Y	Y	Y	Y	Y	Y	Y	Y	Y	Y	Y	Y	Y	Y	Y	Y	Y	Y	Y	Y	Y	Y	Y	Y	Y	Y	Y	Y	Y		
	Sum of exceedances	0	Value Exceeds ELV? (Y/N)	N	N	N	N	N	N	N	N	N	N	N	N	N	N	N	N	N	N	N	N	N	N	N	N	N	N	N	N	N	N	

Signed..... G Jones

Date..... 27 July 2022

(Authorised to sign as a representative of the Operator)

Environment Agency explanatory note: The 10-minute average ELV is based on the "95th percentile" In this case this means that 95% of the 10 minute averages in the calendar day (= 137) must be below 150 mg/m3, and 5% (= 7) are allowed to be any value above 150 mg/m3. Whilst we expect operators to minimise CO emissions at all times, it is perfectly acceptable for the value of the maximum 10-minute average to be above 150 mg/m3, provided the 95th percentile ELV has been met for that period

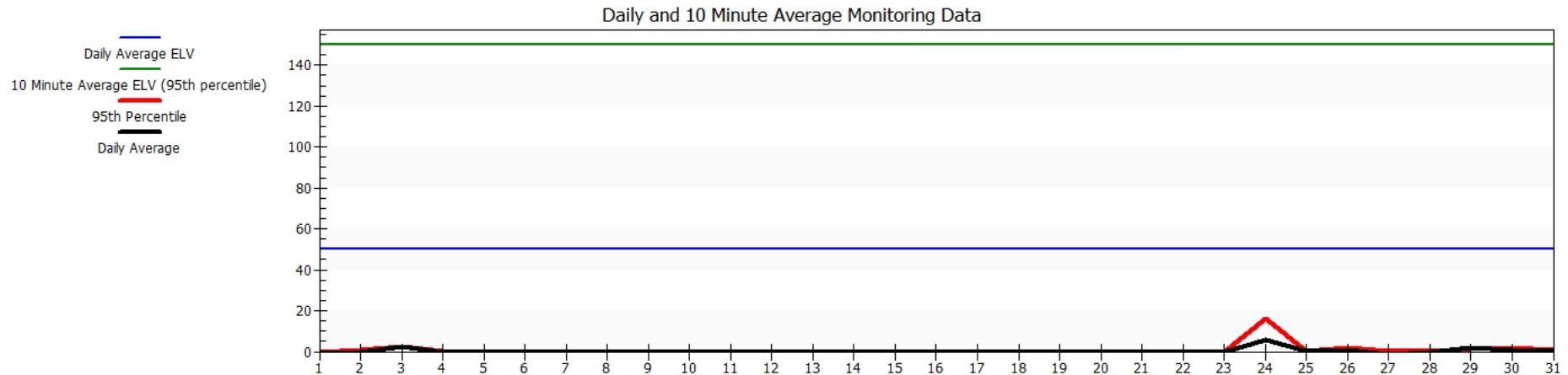
Permit Reference Number : LP3030XA

Operator : Viridor

Installation: trident park cardiff

Form Number:

Reporting of Continuously Monitored Emissions to Air for CO mg/m3 at Emission Point A1 For the month of May 2022



Monthly summary			Date	1	2	3	4	5	6	7	8	9	10	11	12	13	14	15	16	17	18	19	20	21	22	23	24	25	26	27	28	29	30	31	
10 Minute average			10 Minute average ELV (95th Percentile)	150	150	150	150	150	150	150	150	150	150	150	150	150	150	150	150	150	150	150	150	150	150	150	150	150	150	150	150	150	150	150	
	Monthly Maximum 10-min	260	Maximum 10 Minute average	1	14	145	2	Off	Off	Off	Off	Off	Off	Off	Off	Off	Off	Off	Off	Off	Off	Off	Off	Off	Off	Off	200	260	17	1	1	169	236	7	
	Monthly mean 10-min avgs	1	95th Percentile	0	1	2	0	Off	Off	Off	Off	Off	Off	Off	Off	Off	Off	Off	Off	Off	Off	Off	Off	Off	Off	Off	16	0	2	0	0	1	2	1	
	Monthly Minimum 10-min	0	Minimum 10 Minute average	0	0	0	0	Off	Off	Off	Off	Off	Off	Off	Off	Off	Off	Off	Off	Off	Off	Off	Off	Off	Off	Off	0	0	0	0	0	0	0	0	
	Total Invalid results	31	No of Invalid results	2	4	2	0	0	0	0	0	0	0	0	0	0	0	0	0	0	0	0	0	0	0	0	6	3	2	1	4	2	3	2	
			Number of results above 150mg/m³	0	0	0	0	Off	Off	Off	Off	Off	Off	Off	Off	Off	Off	Off	Off	Off	Off	Off	Off	Off	Off	Off	Off	2	1	0	0	0	1	1	0
		0	95th Percentile ELV Exceeded (Y/N)	N	N	N	N	N	N	N	N	N	N	N	N	N	N	N	N	N	N	N	N	N	N	N	N	N	N	N	N	N	N	N	N
Daily average			Daily average ELV	50	50	50	50	50	50	50	50	50	50	50	50	50	50	50	50	50	50	50	50	50	50	50	50	50	50	50	50	50	50	50	
	Monthly maximum	6	Daily average	0	0	3	N/A	Off	Off	Off	Off	Off	Off	Off	Off	Off	Off	Off	Off	Off	Off	Off	Off	Off	Off	Off	6	0	1	0	0	2	1	0	
	No of invalid days	0	Value Valid?	Y	Y	Y	Y	Y	Y	Y	Y	Y	Y	Y	Y	Y	Y	Y	Y	Y	Y	Y	Y	Y	Y	Y	Y	Y	Y	Y	Y	Y	Y		
	Sum of exceedances	0	Value Exceeds ELV? (Y/N)	N	N	N	N	N	N	N	N	N	N	N	N	N	N	N	N	N	N	N	N	N	N	N	N	N	N	N	N	N	N	N	

Signed..... G Jones

Date..... 27 July 2022

(Authorised to sign as a representative of the Operator)

Environment Agency explanatory note: The 10-minute average ELV is based on the "95th percentile" In this case this means that 95% of the 10 minute averages in the calendar day (= 137) must be below 150 mg/m3, and 5% (= 7) are allowed to be any value above 150 mg/m3. Whilst we expect operators to minimise CO emissions at all times, it is perfectly acceptable for the value of the maximum 10-minute average to be above 150 mg/m3, provided the 95th percentile ELV has been met for that period

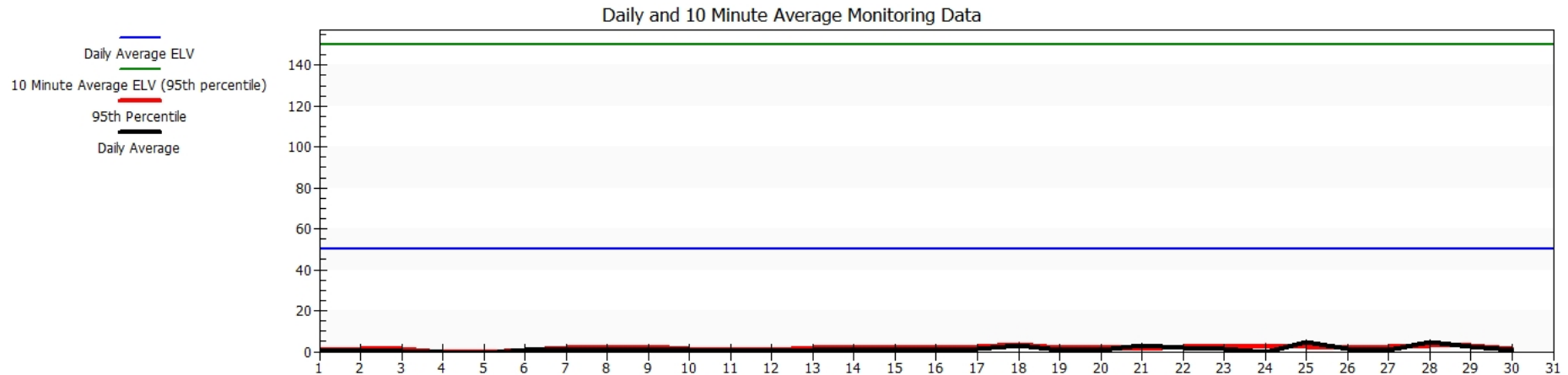
Permit Reference Number : LP3030XA

Operator : Viridor

Installation: trident park cardiff

Form Number:

Reporting of Continuously Monitored Emissions to Air for CO mg/m3 at Emission Point A1 For the month of June 2022



Monthly summary			Date	1	2	3	4	5	6	7	8	9	10	11	12	13	14	15	16	17	18	19	20	21	22	23	24	25	26	27	28	29	30	31
10 Minute average			10 Minute average ELV (95th Percentile)	150	150	150	150	150	150	150	150	150	150	150	150	150	150	150	150	150	150	150	150	150	150	150	150	150	150	150	150	150	150	150
	Monthly Maximum 10-min	484	Maximum 10 Minute average	2	75	5	28	0	80	43	3	42	6	8	1	3	8	3	3	28	102	19	31	257	66	37	31	484	95	3	227	206	3	
	Monthly mean 10-min avgs	1	95th Percentile	1	1	1	0	0	1	2	2	2	2	1	1	2	2	2	2	4	2	3	1	3	2	3	2	2	2	3	3	2		
	Monthly Minimum 10-min	0	Minimum 10 Minute average	0	0	0	0	0	0	0	0	0	0	0	0	0	0	0	0	0	0	0	0	0	0	0	0	0	0	0	0	0		
	Total Invalid results	86	No of Invalid results	3	4	2	2	3	2	2	5	2	2	3	2	2	3	4	2	12	2	2	3	3	3	2	2	2	2	3	2	2	3	
			Number of results above 150mg/m³	0	0	0	0	0	0	0	0	0	0	0	0	0	0	0	0	0	0	0	0	1	0	0	0	1	0	0	2	1	0	
	Sum of Exceedances of 95th percentile ELV	0	95th Percentile ELV Exceeded (Y/N)	N	N	N	N	N	N	N	N	N	N	N	N	N	N	N	N	N	N	N	N	N	N	N	N	N	N	N	N	N	N	
Daily average			Daily average ELV	50	50	50	50	50	50	50	50	50	50	50	50	50	50	50	50	50	50	50	50	50	50	50	50	50	50	50	50	50	50	
	Monthly maximum	5	Daily average	0	1	0	0	0	1	1	1	1	1	0	0	1	1	1	1	3	1	1	3	2	2	N/A	5	1	1	5	3	1		
	No of invalid days	0	Value Valid?	Y	Y	Y	Y	Y	Y	Y	Y	Y	Y	Y	Y	Y	Y	Y	Y	Y	Y	Y	Y	Y	Y	Y	Y	Y	Y	Y	Y	Y		
	Sum of exceedances	0	Value Exceeds ELV? (Y/N)	N	N	N	N	N	N	N	N	N	N	N	N	N	N	N	N	N	N	N	N	N	N	N	N	N	N	N	N	N	N	

Signed..... G Jones

Date..... 27 July 2022

(Authorised to sign as a representative of the Operator)

Environment Agency explanatory note: The 10-minute average ELV is based on the "95th percentile" In this case this means that 95% of the 10 minute averages in the calendar day (= 137) must be below 150 mg/m3, and 5% (= 7) are allowed to be any value above 150 mg/m3. Whilst we expect operators to minimise CO emissions at all times, it is perfectly acceptable for the value of the maximum 10-minute average to be above 150 mg/m3, provided the 95th percentile ELV has been met for that period

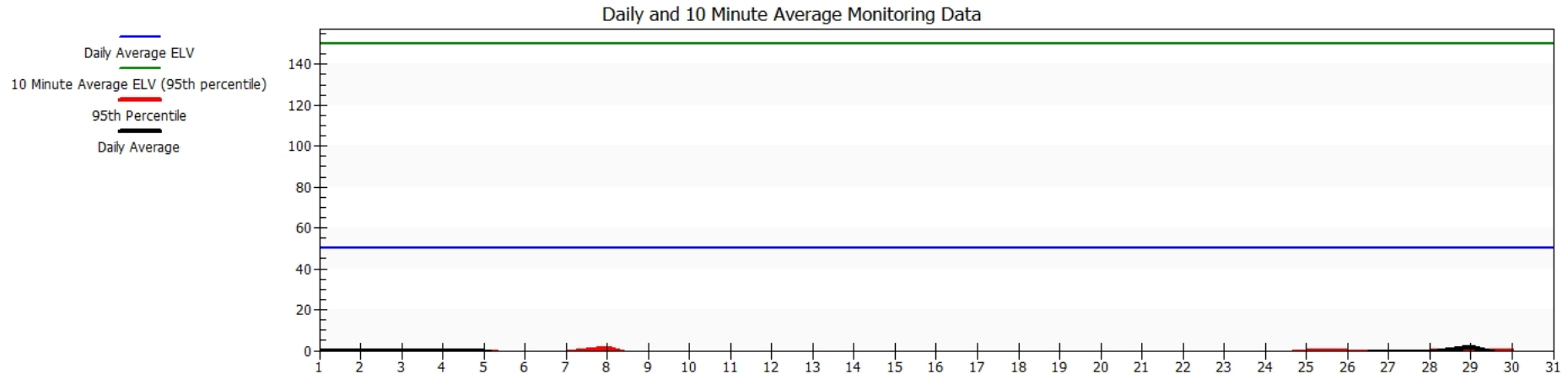
Permit Reference Number : LP3030XA

Operator : Viridor

Installation: trident park cardiff

Form Number:

Reporting of Continuously Monitored Emissions to Air for CO mg/m3 at Emission Point A2 For the month of April 2022



Monthly summary			Date	1	2	3	4	5	6	7	8	9	10	11	12	13	14	15	16	17	18	19	20	21	22	23	24	25	26	27	28	29	30	31
10 Minute average			10 Minute average ELV (95th Percentile)	150	150	150	150	150	150	150	150	150	150	150	150	150	150	150	150	150	150	150	150	150	150	150	150	150	150	150	150	150	150	150
	Monthly Maximum 10-min	468	Maximum 10 Minute average	0	Off	Off	Off	Off	7	4	119	0	0	0	144	37	62	1	0	0	12	4	1	0	119	27	11	185	1	220	57	468	1	
	Monthly mean 10-min avgs	0	95th Percentile	0	Off	Off	Off	Off	0	0	1	0	0	0	0	0	0	0	0	0	0	0	0	0	0	0	0	0	0	0	0	0	0	0
	Monthly Minimum 10-min	0	Minimum 10 Minute average	0	Off	Off	Off	Off	0	0	0	0	0	0	0	0	0	0	0	0	0	0	0	0	0	0	0	0	0	0	0	0	0	0
	Total Invalid results	67	No of Invalid results	0	0	0	0	0	5	3	3	2	4	2	2	3	3	2	3	2	2	3	3	2	4	2	2	4	3	0	3	3	2	
			Number of results above 150mg/m³	0	Off	Off	Off	Off	0	0	0	0	0	0	0	0	0	0	0	0	0	0	0	0	0	0	0	1	0	1	0	1	0	
	Sum of Exceedances of 95th percentile ELV	0	95th Percentile ELV Exceeded (Y/N)	N	N	N	N	N	N	N	N	N	N	N	N	N	N	N	N	N	N	N	N	N	N	N	N	N	N	N	N	N	N	N
	Daily average			Daily average ELV	50	50	50	50	50	50	50	50	50	50	50	50	50	50	50	50	50	50	50	50	50	50	50	50	50	50	50	50	50	50
Monthly maximum		2	Daily average	N/A	Off	Off	Off	Off	0	0	0	0	0	0	0	0	0	0	0	0	0	0	0	0	0	0	0	0	0	0	0	2	0	
No of invalid days		0	Value Valid?	Y	Y	Y	Y	Y	Y	Y	Y	Y	Y	Y	Y	Y	Y	Y	Y	Y	Y	Y	Y	Y	Y	Y	Y	Y	Y	Y	Y	Y	Y	
Sum of exceedances		0	Value Exceeds ELV? (Y/N)	N	N	N	N	N	N	N	N	N	N	N	N	N	N	N	N	N	N	N	N	N	N	N	N	N	N	N	N	N	N	N

Signed..... G Jones

Date..... 27 July 2022

(Authorised to sign as a representative of the Operator)

Environment Agency explanatory note: The 10-minute average ELV is based on the "95th percentile" In this case this means that 95% of the 10 minute averages in the calendar day (= 137) must be below 150 mg/m3, and 5% (= 7) are allowed to be any value above 150 mg/m3. Whilst we expect operators to minimise CO emissions at all times, it is perfectly acceptable for the value of the maximum 10-minute average to be above 150 mg/m3, provided the 95th percentile ELV has been met for that period

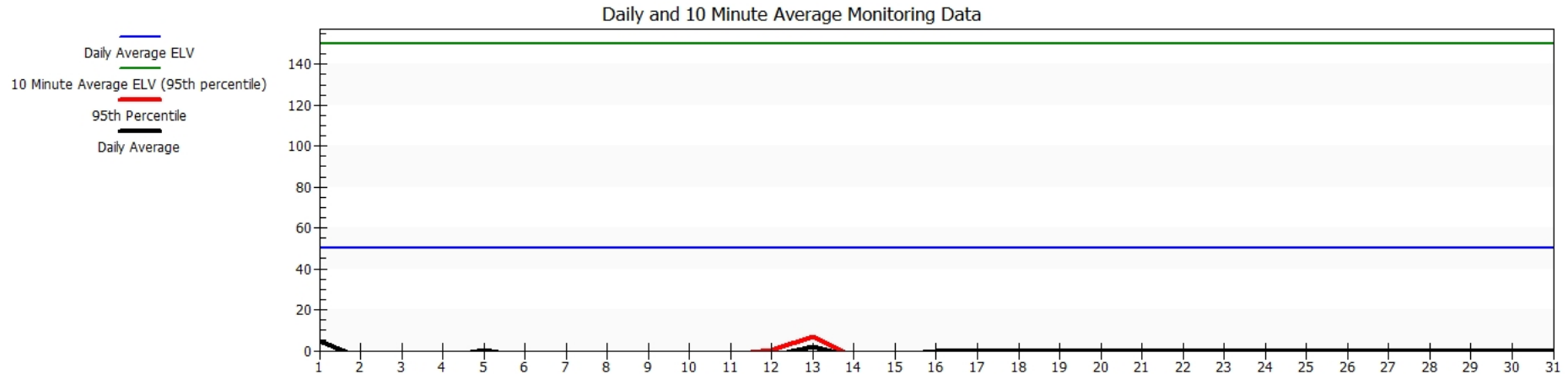
Permit Reference Number : LP3030XA

Operator : Viridor

Installation: trident park cardiff

Form Number:

Reporting of Continuously Monitored Emissions to Air for CO mg/m3 at Emission Point A2 For the month of May 2022



Monthly summary			Date	1	2	3	4	5	6	7	8	9	10	11	12	13	14	15	16	17	18	19	20	21	22	23	24	25	26	27	28	29	30	31	
10 Minute average			10 Minute average ELV (95th Percentile)	150	150	150	150	150	150	150	150	150	150	150	150	150	150	150	150	150	150	150	150	150	150	150	150	150	150	150	150	150	150	150	
	Monthly Maximum 10-min	977	Maximum 10 Minute average	977	1	57	29	328	164	0	125	56	0	244	68	604	192	284	0	Off	Off	Off	Off	Off	Off	Off	Off	Off	Off	Off	Off	Off	Off	Off	
	Monthly mean 10-min avgs	0	95th Percentile	0	0	0	0	0	0	0	0	0	0	0	0	7	0	0	0	Off	Off	Off	Off	Off	Off	Off	Off	Off	Off	Off	Off	Off	Off	Off	
	Monthly Minimum 10-min	0	Minimum 10 Minute average	0	0	0	0	0	0	0	0	0	0	0	0	0	0	0	0	Off	Off	Off	Off	Off	Off	Off	Off	Off	Off	Off	Off	Off	Off	Off	
	Total Invalid results	40	No of Invalid results	2	4	2	3	4	2	2	2	2	2	5	2	2	4	2	0	0	0	0	0	0	0	0	0	0	0	0	0	0	0	0	
			Number of results above 150mg/m³	1	0	0	0	1	1	0	0	0	0	1	0	1	1	1	0	Off	Off	Off	Off	Off	Off	Off	Off	Off	Off	Off	Off	Off	Off	Off	Off
	Sum of Exceedances of 95th percentile ELV	0	95th Percentile ELV Exceeded (Y/N)	N	N	N	N	N	N	N	N	N	N	N	N	N	N	N	N	N	N	N	N	N	N	N	N	N	N	N	N	N	N	N	
	Daily average			Daily average ELV	50	50	50	50	50	50	50	50	50	50	50	50	50	50	50	50	50	50	50	50	50	50	50	50	50	50	50	50	50	50	50
Monthly maximum		4	Daily average	4	0	0	0	0	0	0	0	0	0	0	0	2	0	0	N/A	Off	Off	Off	Off	Off	Off	Off	Off	Off	Off	Off	Off	Off	Off	Off	
No of invalid days		0	Value Valid?	Y	Y	Y	Y	Y	Y	Y	Y	Y	Y	Y	Y	Y	Y	Y	Y	Y	Y	Y	Y	Y	Y	Y	Y	Y	Y	Y	Y	Y	Y		
Sum of exceedances		0	Value Exceeds ELV? (Y/N)	N	N	N	N	N	N	N	N	N	N	N	N	N	N	N	N	N	N	N	N	N	N	N	N	N	N	N	N	N	N	N	

Signed..... G Jones

Date..... 27 July 2022

(Authorised to sign as a representative of the Operator)

Environment Agency explanatory note: The 10-minute average ELV is based on the "95th percentile" In this case this means that 95% of the 10 minute averages in the calendar day (= 137) must be below 150 mg/m3, and 5% (= 7) are allowed to be any value above 150 mg/m3. Whilst we expect operators to minimise CO emissions at all times, it is perfectly acceptable for the value of the maximum 10-minute average to be above 150 mg/m3, provided the 95th percentile ELV has been met for that period

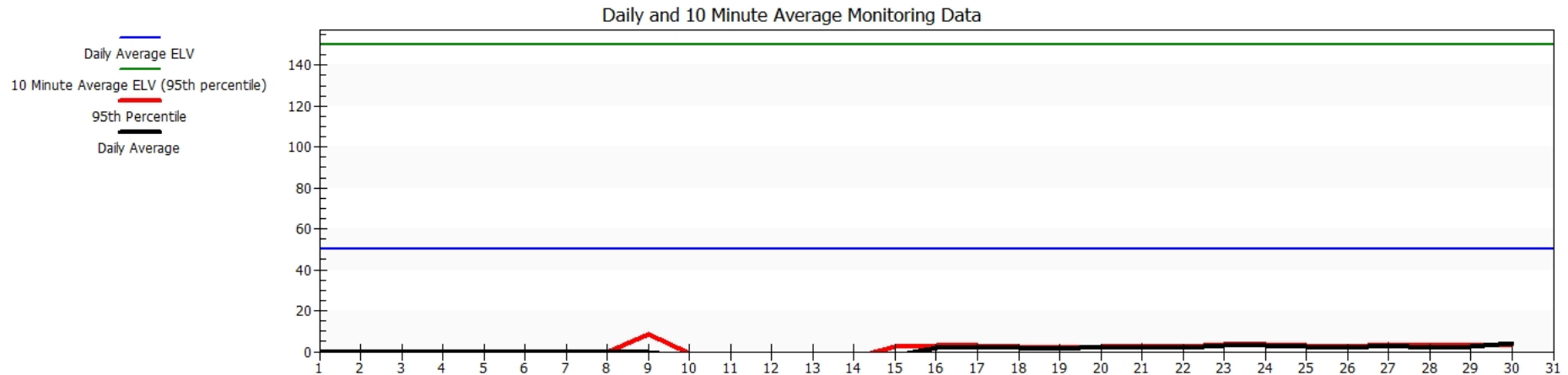
Permit Reference Number : LP3030XA

Operator : Viridor

Installation: trident park cardiff

Form Number:

Reporting of Continuously Monitored Emissions to Air for CO mg/m3 at Emission Point A2 For the month of June 2022



Monthly summary			Date	1	2	3	4	5	6	7	8	9	10	11	12	13	14	15	16	17	18	19	20	21	22	23	24	25	26	27	28	29	30	31
10 Minute average			10 Minute average ELV (95th Percentile)	150	150	150	150	150	150	150	150	150	150	150	150	150	150	150	150	150	150	150	150	150	150	150	150	150	150	150	150	150	150	150
	Monthly Maximum 10-min	358	Maximum 10 Minute average	Off	Off	Off	Off	Off	Off	Off	Off	Off	16	27	29	0	358	18	3	3	3	7	4	70	4	35	84	35	57	43	80	4	5	254
	Monthly mean 10-min avgs	1	95th Percentile	Off	Off	Off	Off	Off	Off	Off	Off	Off	9	0	0	0	0	0	3	3	3	3	2	3	3	2	4	3	3	3	3	3	4	
	Monthly Minimum 10-min	0	Minimum 10 Minute average	Off	Off	Off	Off	Off	Off	Off	Off	Off	0	0	0	0	0	0	1	1	1	1	1	1	1	1	1	1	1	0	1	1	1	1
	Total Invalid results	52	No of Invalid results	0	0	0	0	0	0	0	0	0	0	2	3	2	2	3	4	2	2	2	2	3	3	3	2	2	2	2	4	2	2	3
			Number of results above 150mg/m³	Off	Off	Off	Off	Off	Off	Off	Off	Off	0	0	0	0	1	0	0	0	0	0	0	0	0	0	0	0	0	0	0	0	0	1
	Sum of Exceedances of 95th percentile ELV	0	95th Percentile ELV Exceeded (Y/N)	N	N	N	N	N	N	N	N	N	N	N	N	N	N	N	N	N	N	N	N	N	N	N	N	N	N	N	N	N	N	N
Daily average			Daily average ELV	50	50	50	50	50	50	50	50	50	50	50	50	50	50	50	50	50	50	50	50	50	50	50	50	50	50	50	50	50	50	50
	Monthly maximum	4	Daily average	Off	Off	Off	Off	Off	Off	Off	Off	Off	N/A	0	0	0	0	0	0	2	2	2	2	2	2	2	3	3	2	2	3	2	2	4
	No of invalid days	0	Value Valid?	Y	Y	Y	Y	Y	Y	Y	Y	Y	Y	Y	Y	Y	Y	Y	Y	Y	Y	Y	Y	Y	Y	Y	Y	Y	Y	Y	Y	Y	Y	
	Sum of exceedances	0	Value Exceeds ELV? (Y/N)	N	N	N	N	N	N	N	N	N	N	N	N	N	N	N	N	N	N	N	N	N	N	N	N	N	N	N	N	N	N	N

Signed..... G Jones

Date..... 27 July 2022

(Authorised to sign as a representative of the Operator)

Environment Agency explanatory note: The 10-minute average ELV is based on the "95th percentile" In this case this means that 95% of the 10 minute averages in the calendar day (= 137) must be below 150 mg/m3, and 5% (= 7) are allowed to be any value above 150 mg/m3. Whilst we expect operators to minimise CO emissions at all times, it is perfectly acceptable for the value of the maximum 10-minute average to be above 150 mg/m3, provided the 95th percentile ELV has been met for that period