

Permit Number: **EPR/DP3137EG**

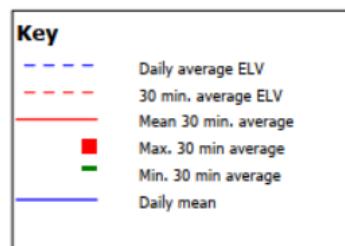
Operator: **Margam Green Energy Limited**

Facility: **Margam Green Energy Plant**

Form Number : **Air 1**

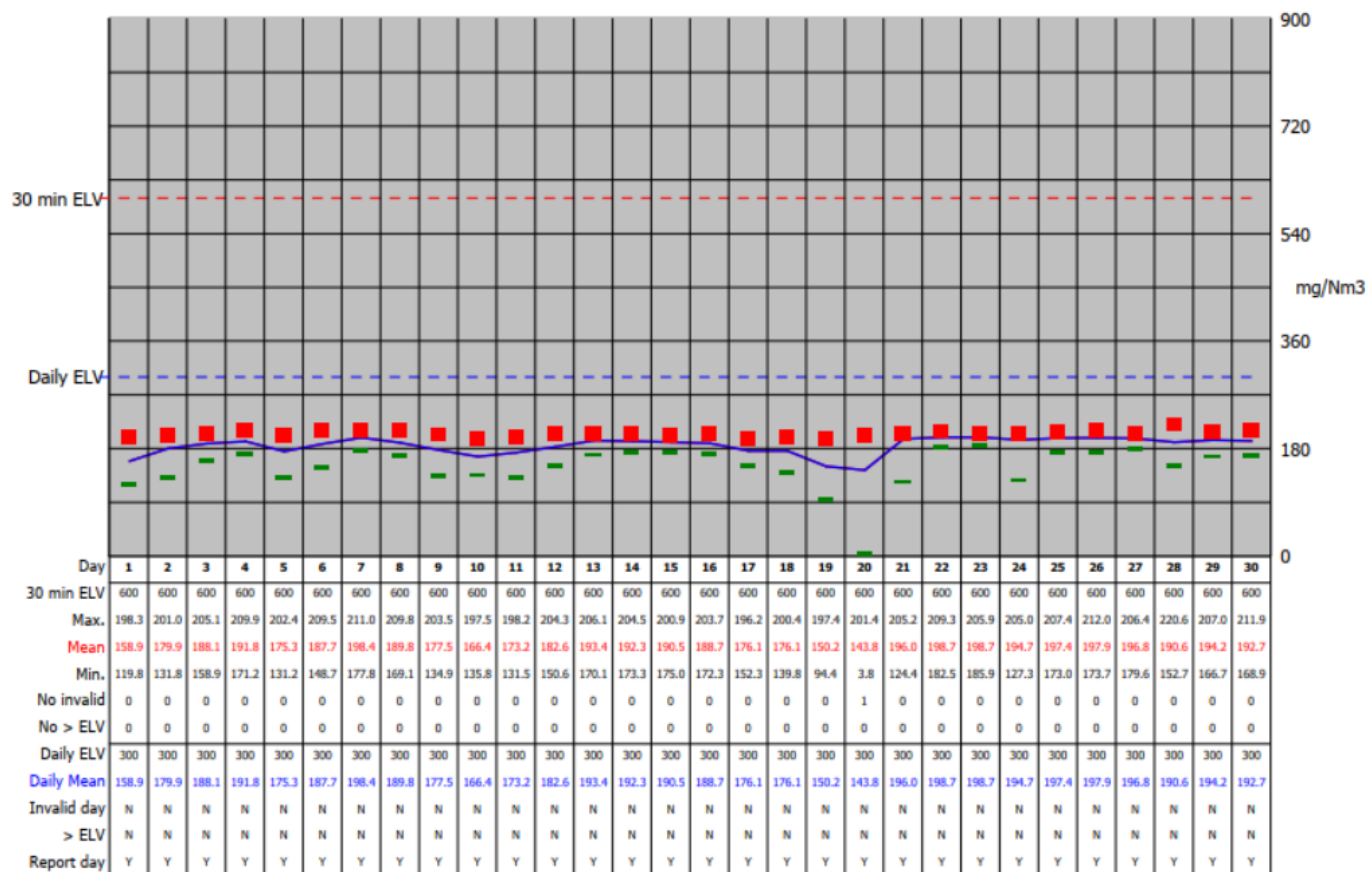
Date: **01/09/2022-30/09/2022**

Reporting of Continuously Monitored Emissions to Air for NO_x, Emission Point Report for September, 2022



95th Percentile = 203.1
No. of valid averages = 1438

Month summary	
30 min ELV	
Monthly max.	220.6
Monthly mean	184.6
Monthly min.	3.8
Total invalid	1
Sum > ELV	0
Daily ELV	
Monthly max	198.7
No. invalid days	0
No. > ELV	0
No. report days	30



SignedPaul Fitzsimmons.....

Date.....25/10/2022.....

(authorised to sign as representative of **Margam Green Energy Limited**)

Permit Number: **EPR/DP3137EG**


Operator: **Margam Green Energy Limited**

Facility: **Margam Green Energy Plant**

Form Number : **Air 1**

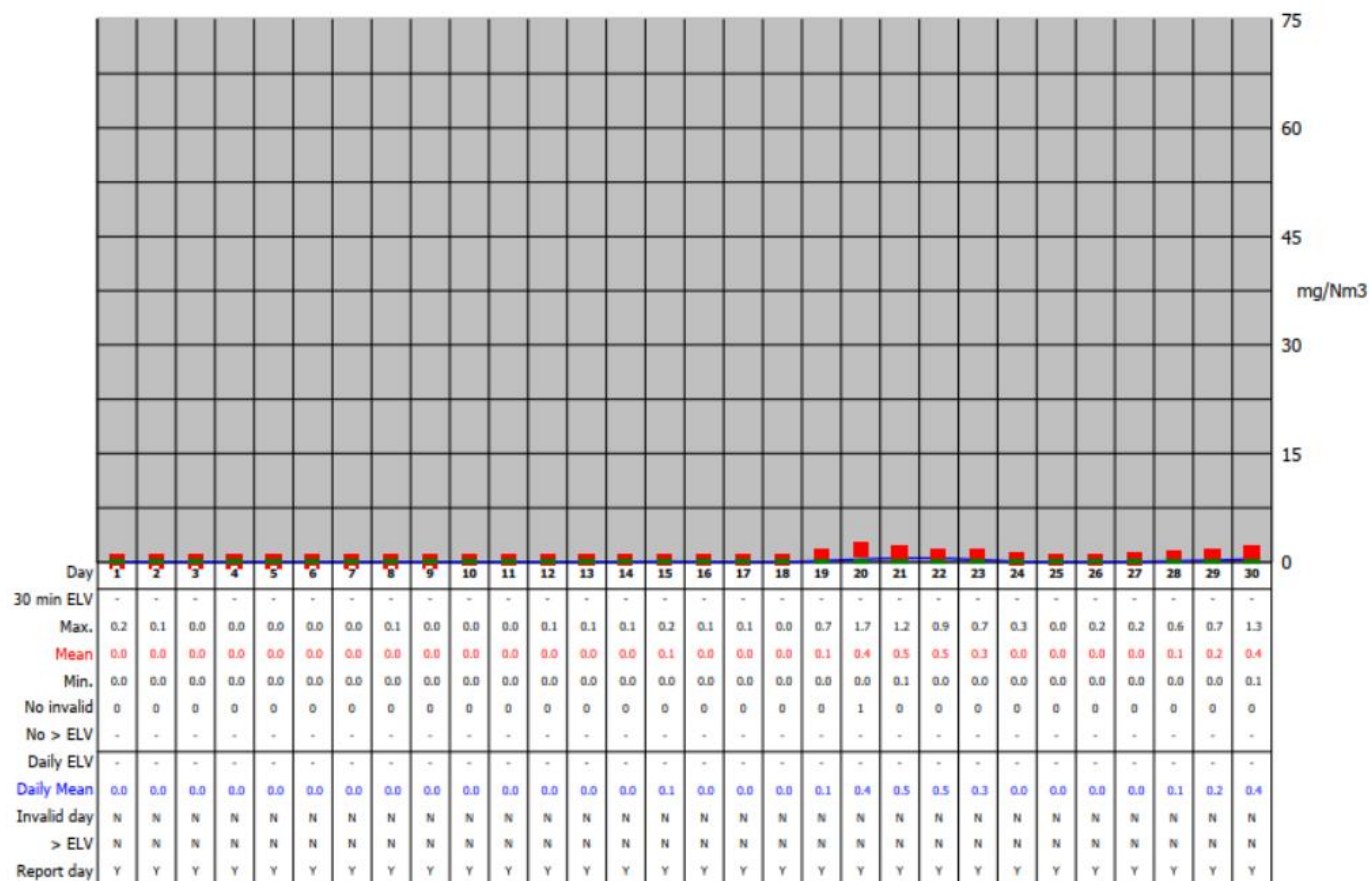
Date: **01/09/2022-30/09/2022**

Reporting of Continuously Monitored Emissions to Air for NH₃, Emission Point Report for September, 2022



95th Percentile = 0.5
No. of valid averages = 1438

Month summary	
30 min ELV	
Monthly max.	1.7
Monthly mean	0.1
Monthly min.	0.0
Total invalid	1
Sum > ELV	0
Daily ELV	
Monthly max	0.5
No. invalid days	0
No. > ELV	0
No. report days	30



SignedPaul Fitzsimmons.....

Date.....25/10/2022.....

(authorised to sign as representative of **Margam Green Energy Limited**)

Permit Number: **EPR/DP3137EG**

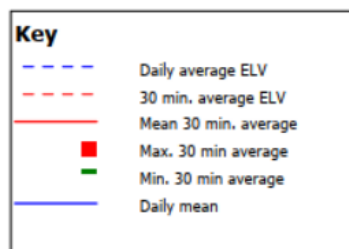
Operator: **Margam Green Energy Limited**

Facility: **Margam Green Energy Plant**

Form Number : **Air 1**

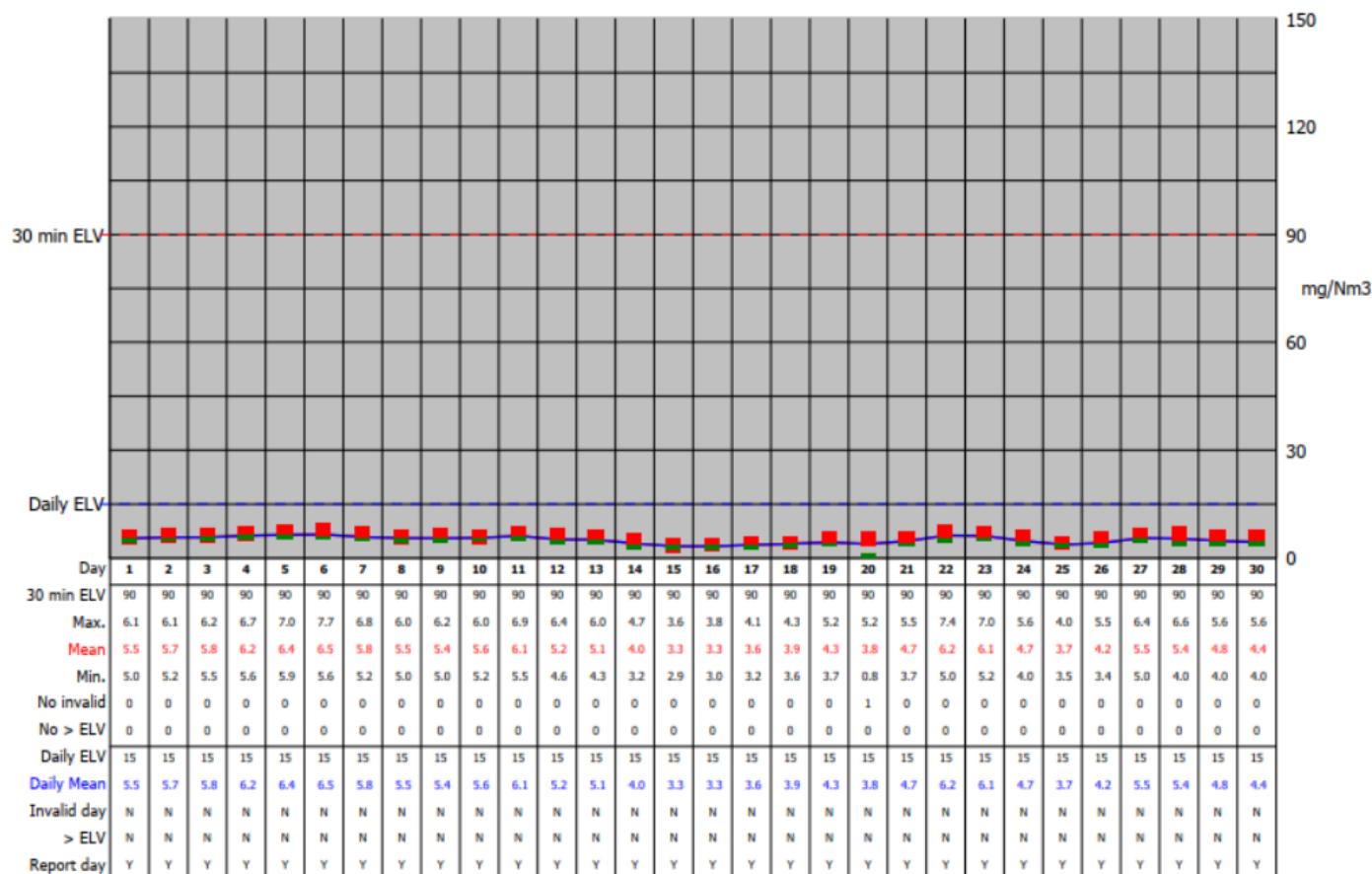
Date: **01/09/2022-30/09/2022**

Reporting of Continuously Monitored Emissions to Air for HCl, Emission Point Report for September, 2022



95th Percentile = 6.6
No. of valid averages = 1438

Month summary	
30 min ELV	
Monthly max.	7.7
Monthly mean	5.0
Monthly min.	0.8
Total invalid	1
Sum > ELV	0
Daily ELV	
Monthly max	6.5
No. invalid days	0
No. > ELV	0
No. report days	30



SignedPaul Fitzsimmons.....

Date.....25/10/2022.....

(authorised to sign as representative of **Margam Green Energy Limited**)

Permit Number: **EPR/DP3137EG**

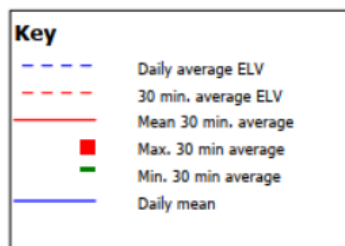
Operator: **Margam Green Energy Limited**

Facility: **Margam Green Energy Plant**

Form Number : **Air 1**

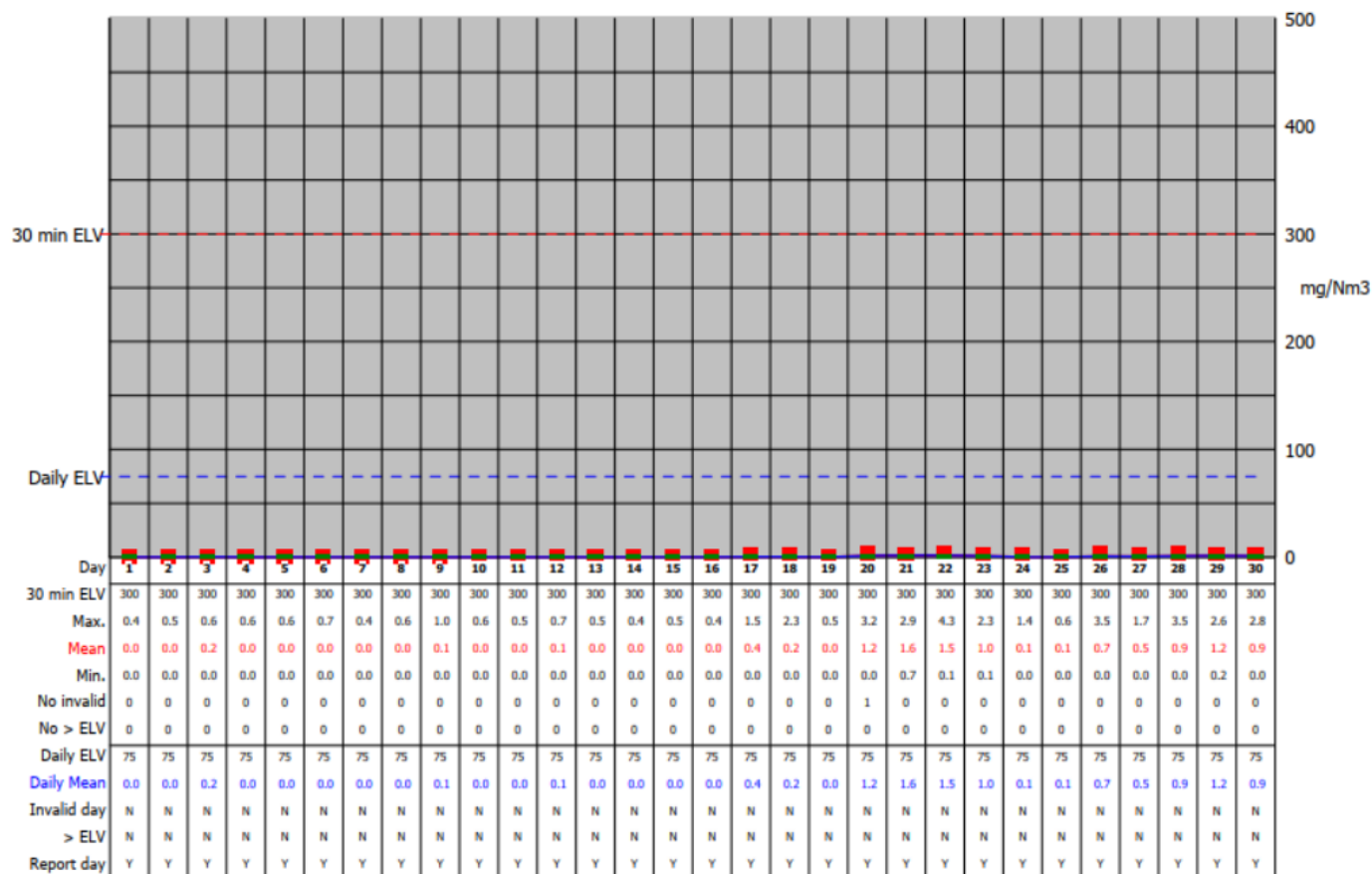
Date: **01/09/2022-30/09/2022**

Reporting of Continuously Monitored Emissions to Air for SO₂ , Emission Point Report for September, 2022



95th Percentile = 2.0
No. of valid averages = 1438

Month summary	
30 min ELV	
Monthly max.	4.3
Monthly mean	0.4
Monthly min.	0.0
Total invalid	1
Sum > ELV	0
Daily ELV	
Monthly max	1.6
No. invalid days	0
No. > ELV	0
No. report days	30



SignedPaul Fitzsimmons.....

Date.....25/10/2022.....

(authorised to sign as representative of **Margam Green Energy Limited**)

Permit Number: **EPR/DP3137EG**

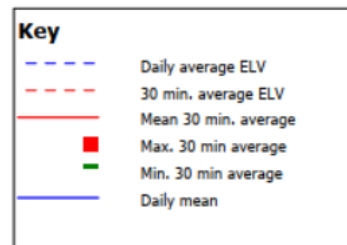
Operator: **Margam Green Energy Limited**

Facility: **Margam Green Energy Plant**

Form Number : **Air 1**

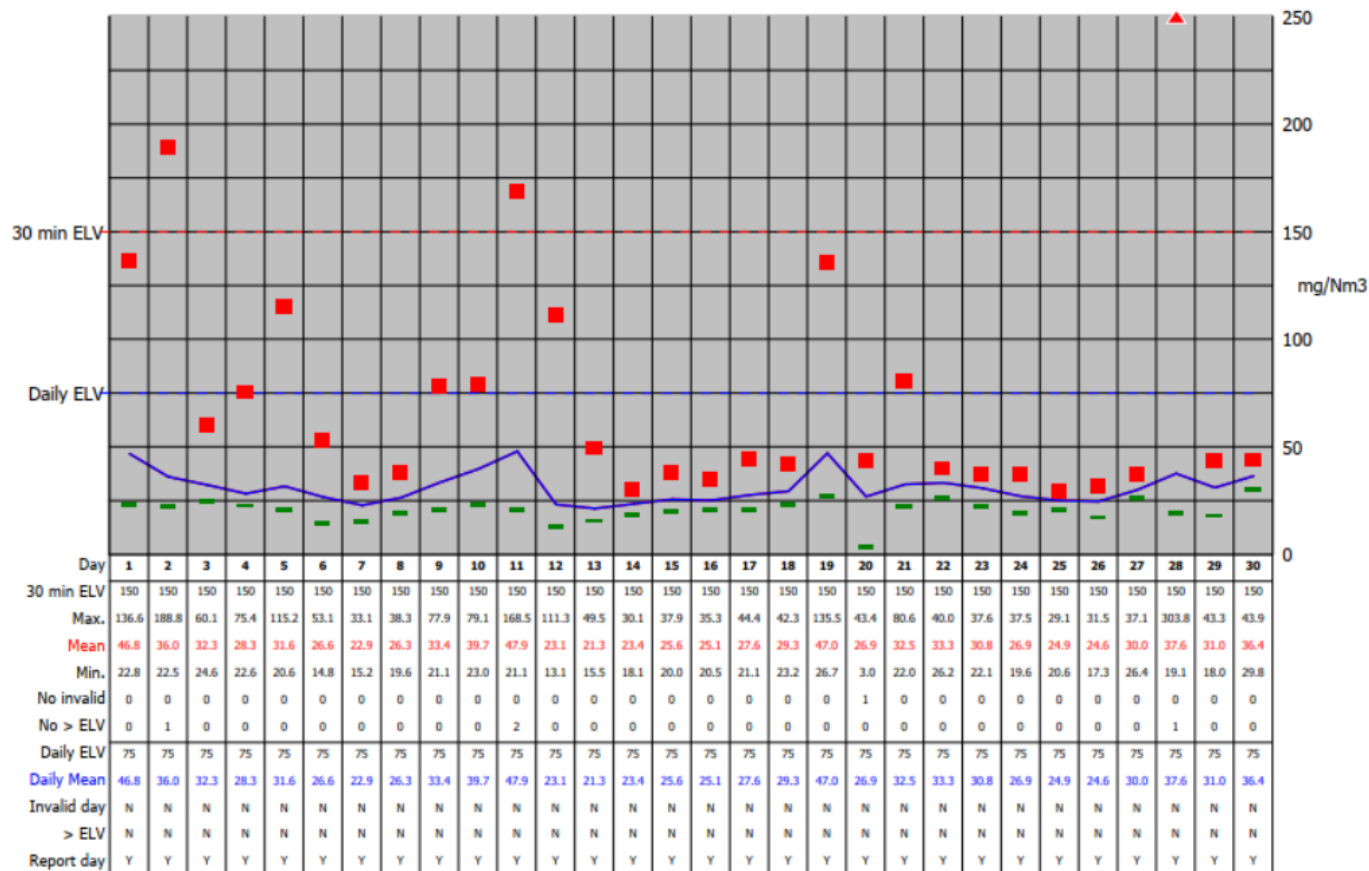
Date: **01/09/2022-30/09/2022**

Reporting of Continuously Monitored Emissions to Air for CO, Emission Point Report for September, 2022



95th Percentile = 49.8
No. of valid averages = 1438

Month summary	
30 min ELV	
Monthly max.	303.8
Monthly mean	31.0
Monthly min.	3.0
Total invalid	1
Sum > ELV	4
Daily ELV	
Monthly max	47.9
No. invalid days	0
No. > ELV	0
No. report days	30



SignedPaul Fitzsimmons.....

Date.....25/10/2022.....

(authorised to sign as representative of **Margam Green Energy Limited**)

Permit Number: **EPR/DP3137EG**

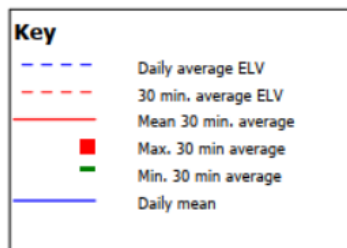
Operator: **Margam Green Energy Limited**

Facility: **Margam Green Energy Plant**

Form Number : **Air 1**

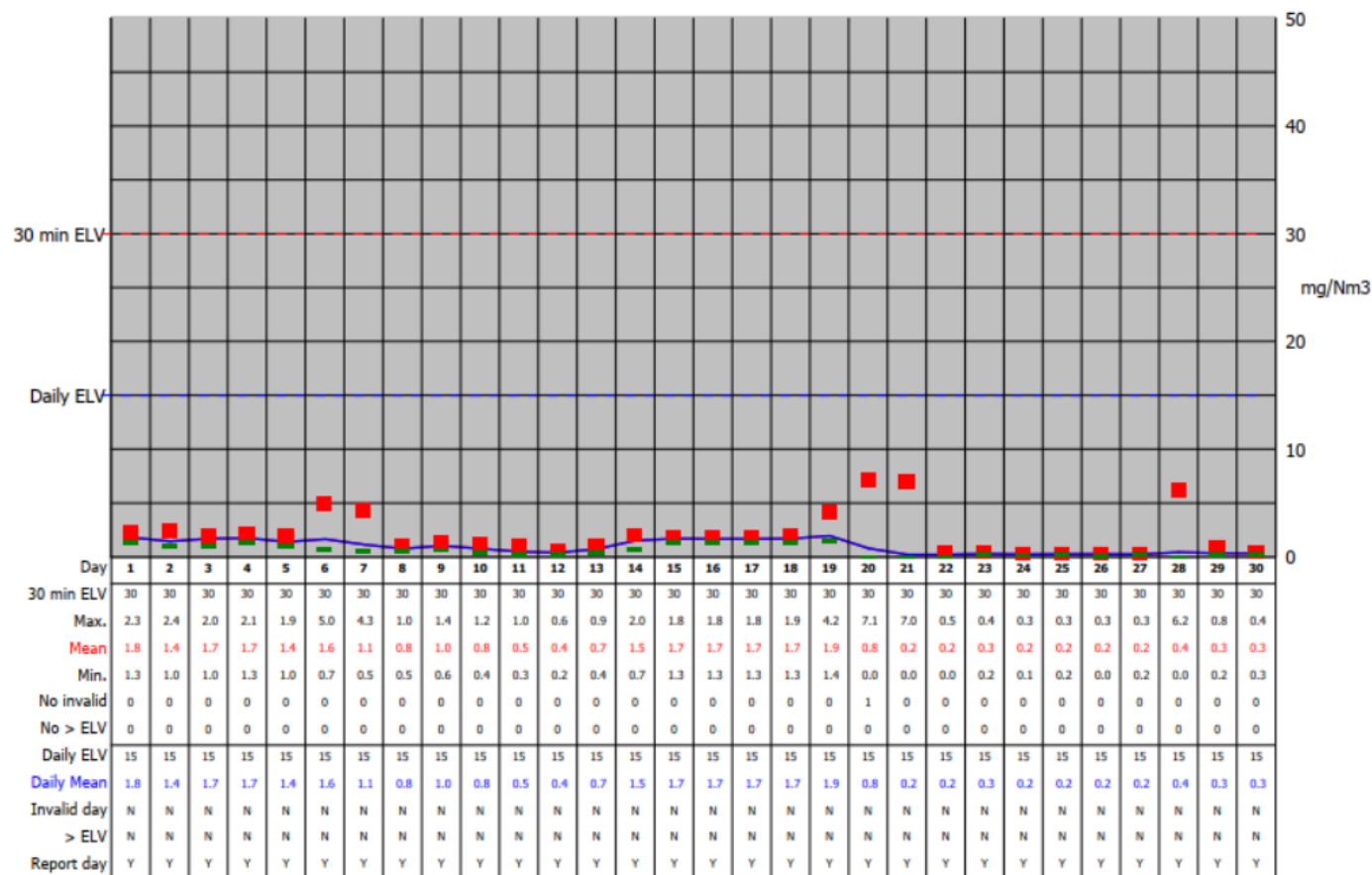
Date: **01/09/2022-30/09/2022**

Reporting of Continuously Monitored Emissions to Air for TOC, Emission Point Report for September, 2022



95th Percentile = 1.9
No. of valid averages = 1438

Month summary	
30 min ELV	
Monthly max.	7.1
Monthly mean	1.0
Monthly min.	0.0
Total invalid	1
Sum > ELV	0
Daily ELV	
Monthly max	1.9
No. invalid days	0
No. > ELV	0
No. report days	30



SignedPaul Fitzsimmons.....

Date.....25/10/2022.....

(authorised to sign as representative of **Margam Green Energy Limited**)

Permit Number: **EPR/DP3137EG**

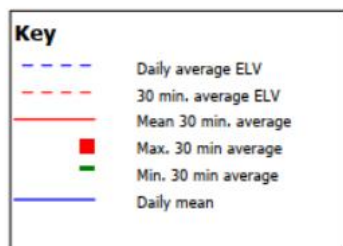
Operator: **Margam Green Energy Limited**

Facility: **Margam Green Energy Plant**

Form Number : **Air 1**

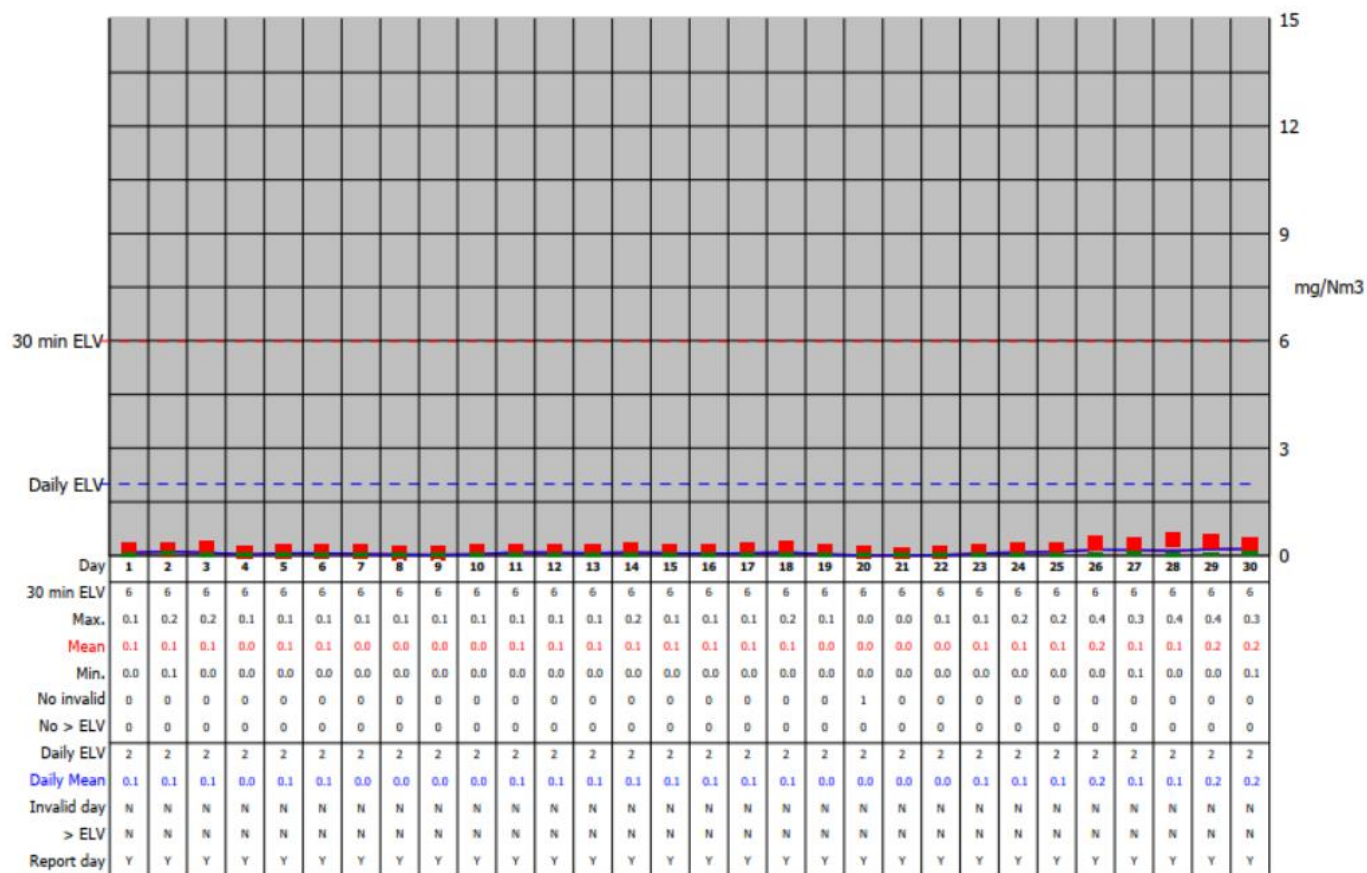
Date: **01/09/2022-30/09/2022**

Reporting of Continuously Monitored Emissions to Air for HF, Emission Point Report for September, 2022



95th Percentile = 0.2
No. of valid averages = 1438

Month summary	
30 min ELV	
Monthly max.	0.4
Monthly mean	0.1
Monthly min.	0.0
Total invalid	1
Sum > ELV	0
Daily ELV	
Monthly max	0.2
No. invalid days	0
No. > ELV	0
No. report days	30



SignedPaul Fitzsimmons.....

Date.....25/10/2022.....

(authorised to sign as representative of **Margam Green Energy Limited**)

Permit Number: **EPR/DP3137EG**

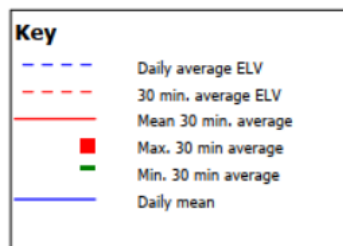
Operator: **Margam Green Energy Limited**

Facility: **Margam Green Energy Plant**

Form Number : **Air 1**

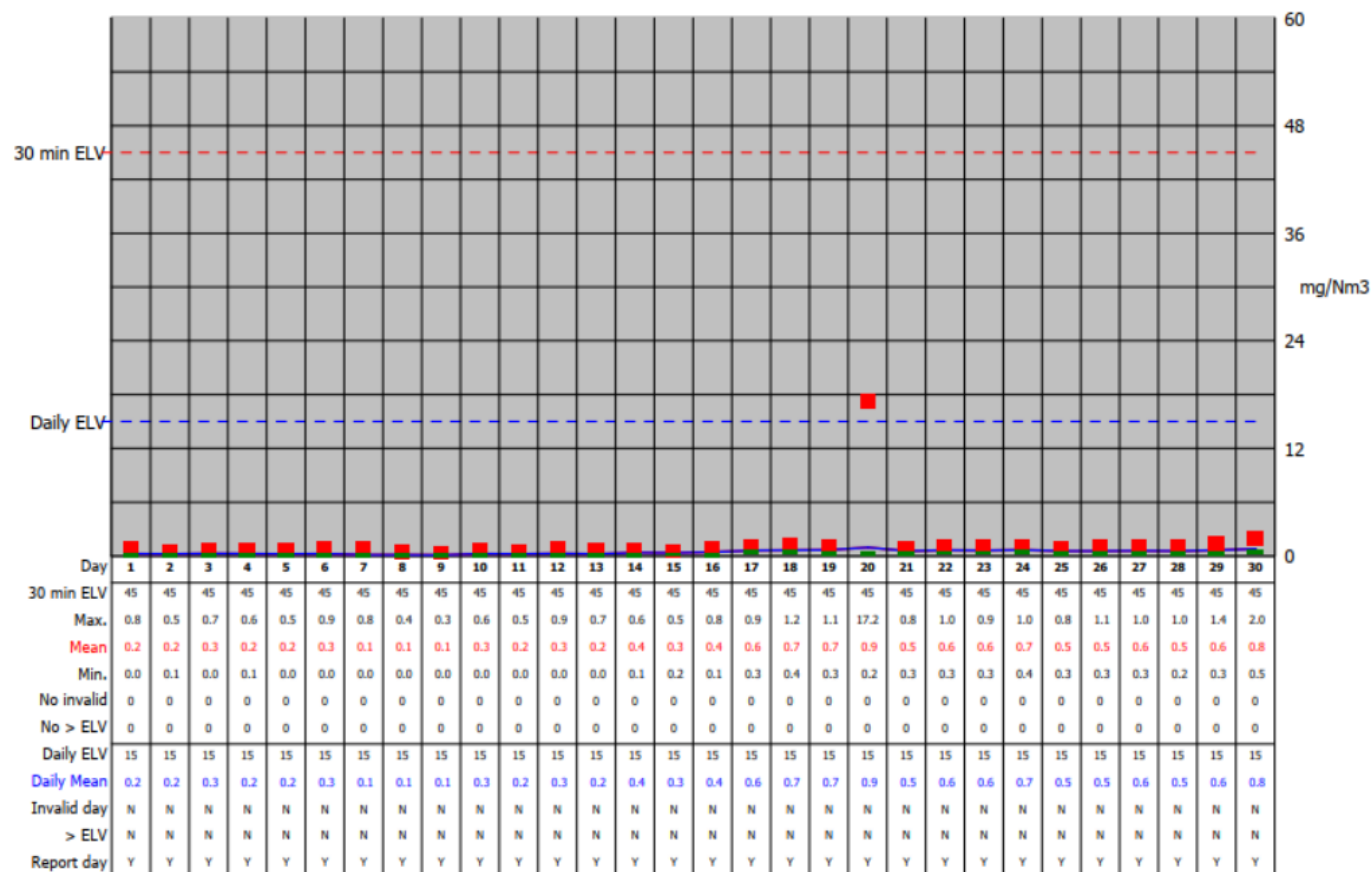
Date: **01/09/2022-30/09/2022**

Reporting of Continuously Monitored Emissions to Air for Dust, Emission Point Report for September, 2022



95th Percentile = 0.8
No. of valid averages = 1439

Month summary	
30 min ELV	
Monthly max.	17.2
Monthly mean	0.4
Monthly min.	0.0
Total invalid	0
Sum > ELV	0
Daily ELV	
Monthly max	0.9
No. invalid days	0
No. > ELV	0
No. report days	30



SignedPaul Fitzsimmons.....

Date.....25/10/2022.....

(authorised to sign as representative of **Margam Green Energy Limited**)

Permit Number: **EPR/DP3137EG**

Operator: **Margam Green Energy Limited**

Facility: **Margam Green Energy Plant**

Form Number : **Air 1**

Date: **01/09/2022-30/09/2022**