

Permit Number: **EPR/DP3137EG**

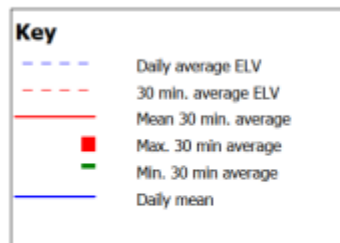
Operator: **Margam Green Energy Limited**

Facility: **Margam Green Energy Plant**

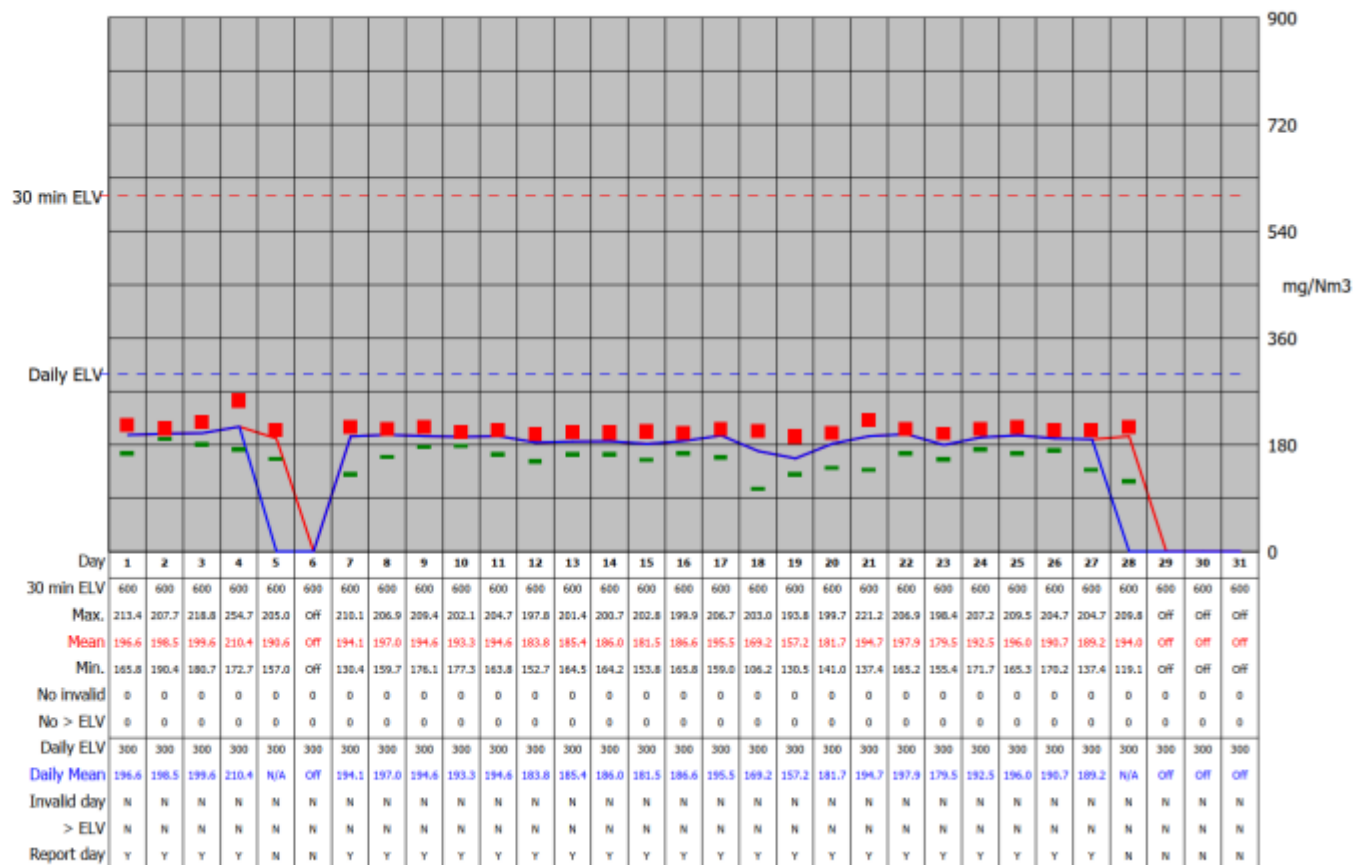
Form Number : **Air 1**

Date: **01/07/2022-31/07/2022**

Reporting of Continuously Monitored Emissions to Air for NO_x , Emission Point Report for July, 2022



95th Percentile = 205.6
No. of valid averages = 1248



Month summary	
30 min ELV	
Monthly max.	254.7
Monthly mean	189.9
Monthly min.	106.2
Total invalid	0
Sum > ELV	0
Daily ELV	
Monthly max	210.4
No. invalid days	0
No. > ELV	0
No. report days	25

SignedPaul Fitzsimmons.....
(authorised to sign as representative of **Margam Green Energy Limited**)

Date.....25/10/2022.....

Permit Number: **EPR/DP3137EG**


Operator: **Margam Green Energy Limited**

Facility: **Margam Green Energy Plant**

Form Number : **Air 1**

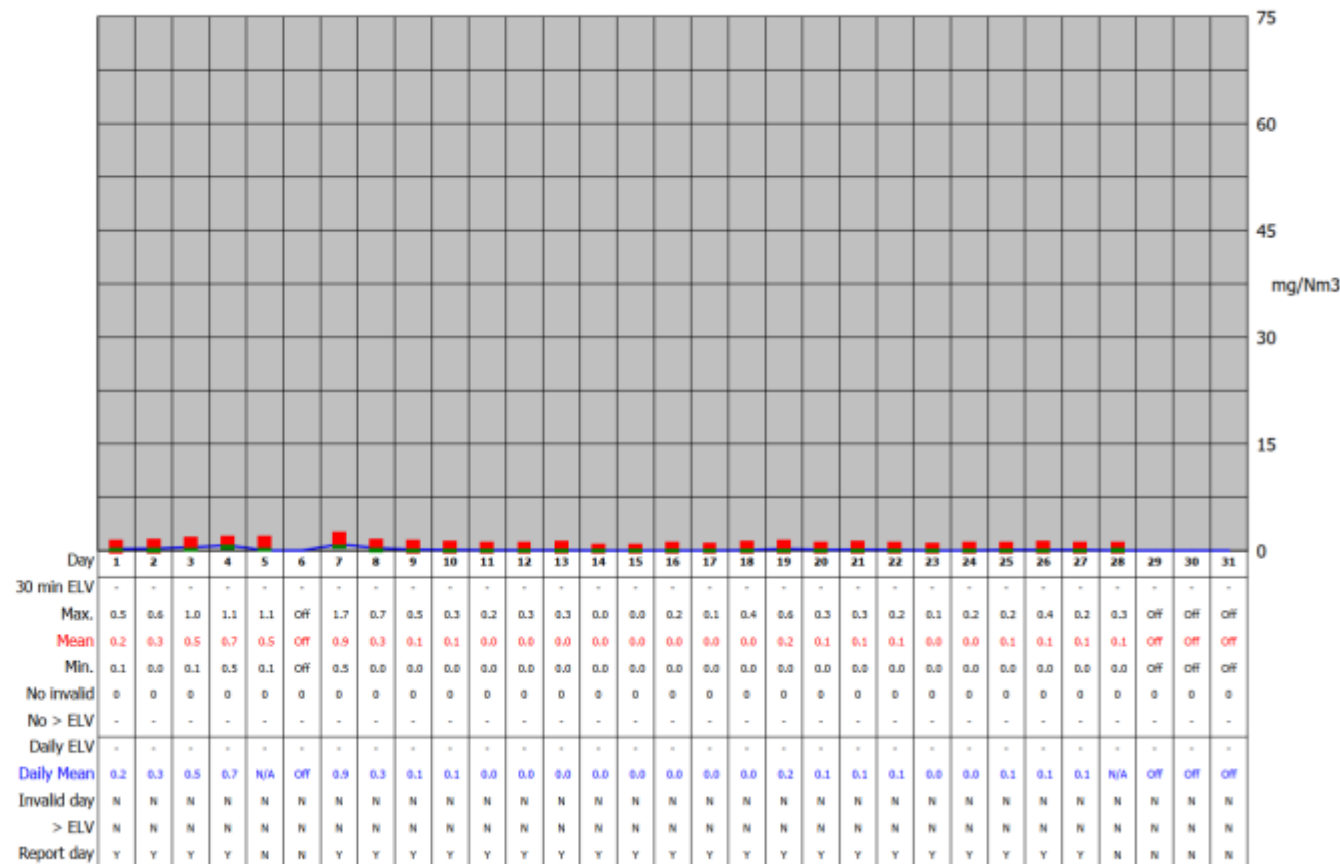
Date: **01/07/2022-31/07/2022**

Reporting of Continuously Monitored Emissions to Air for NH₃ , Emission Point Report for July, 2022



95th Percentile = 0.7
No. of valid averages = 1248

Month summary	
30 min ELV	
Monthly max.	1.7
Monthly mean	0.2
Monthly min.	0.0
Total invalid	0
Sum > ELV	0
Daily ELV	
Monthly max	0.9
No. invalid days	0
No. > ELV	0
No. report days	25



SignedPaul Fitzsimmons.....

Date.....25/10/2022.....

(authorised to sign as representative of **Margam Green Energy Limited**)

Permit Number: **EPR/DP3137EG**

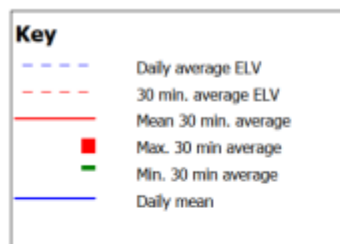
Operator: **Margam Green Energy Limited**

Facility: **Margam Green Energy Plant**

Form Number : **Air 1**

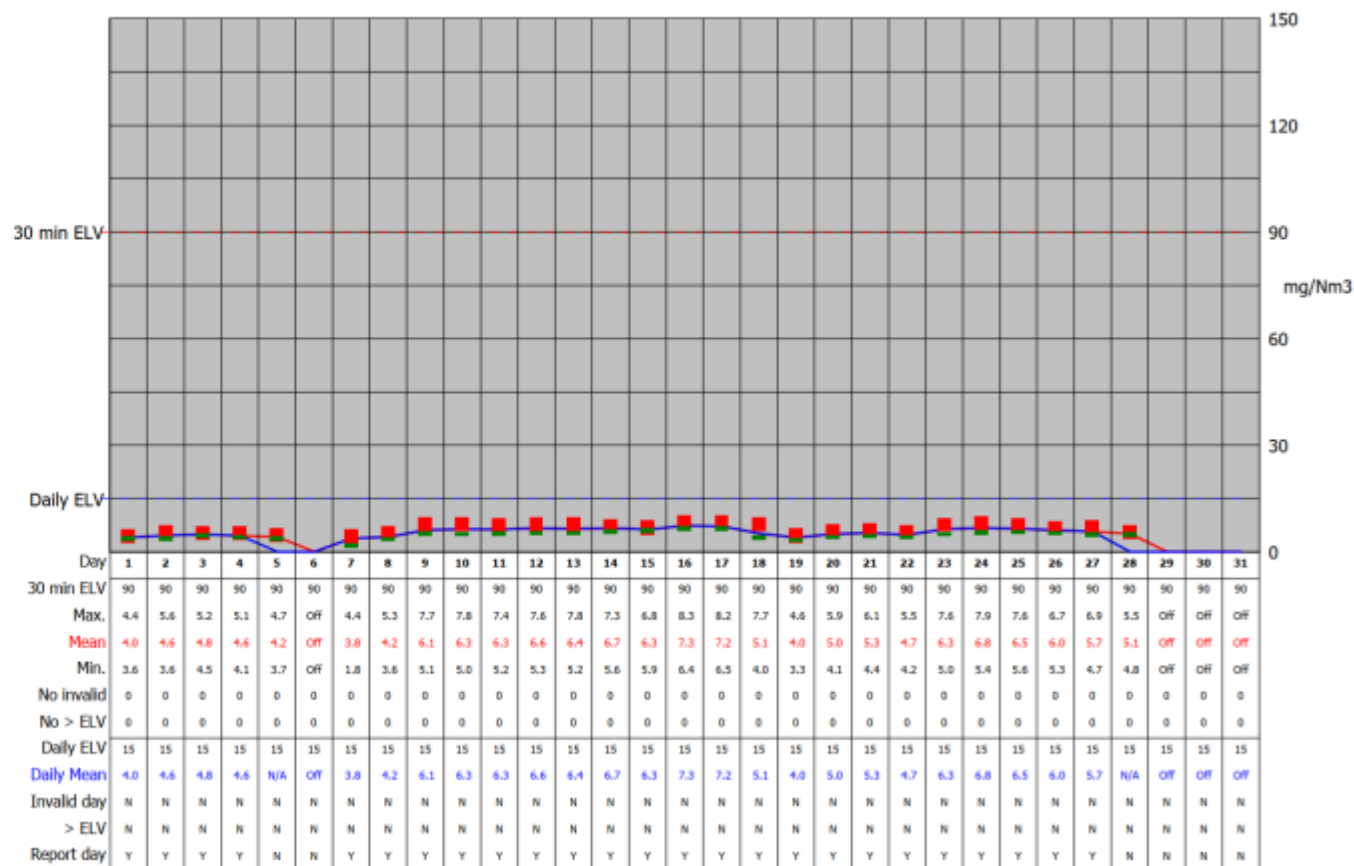
Date: **01/07/2022-31/07/2022**

Reporting of Continuously Monitored Emissions to Air for HCl, Emission Point Report for July, 2022



95th Percentile = 7.4
No. of valid averages = 1248

Month summary	
30 min ELV	
Monthly max.	8.3
Monthly mean	5.6
Monthly min.	1.8
Total invalid	0
Sum > ELV	0
Daily ELV	
Monthly max	7.3
No. invalid days	0
No. > ELV	0
No. report days	25



SignedPaul Fitzsimmons.....

Date.....25/10/2022.....

(authorised to sign as representative of **Margam Green Energy Limited**)

Permit Number: **EPR/DP3137EG**

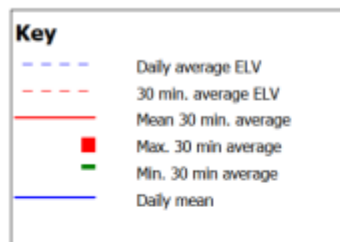
Operator: **Margam Green Energy Limited**

Facility: **Margam Green Energy Plant**

Form Number : **Air 1**

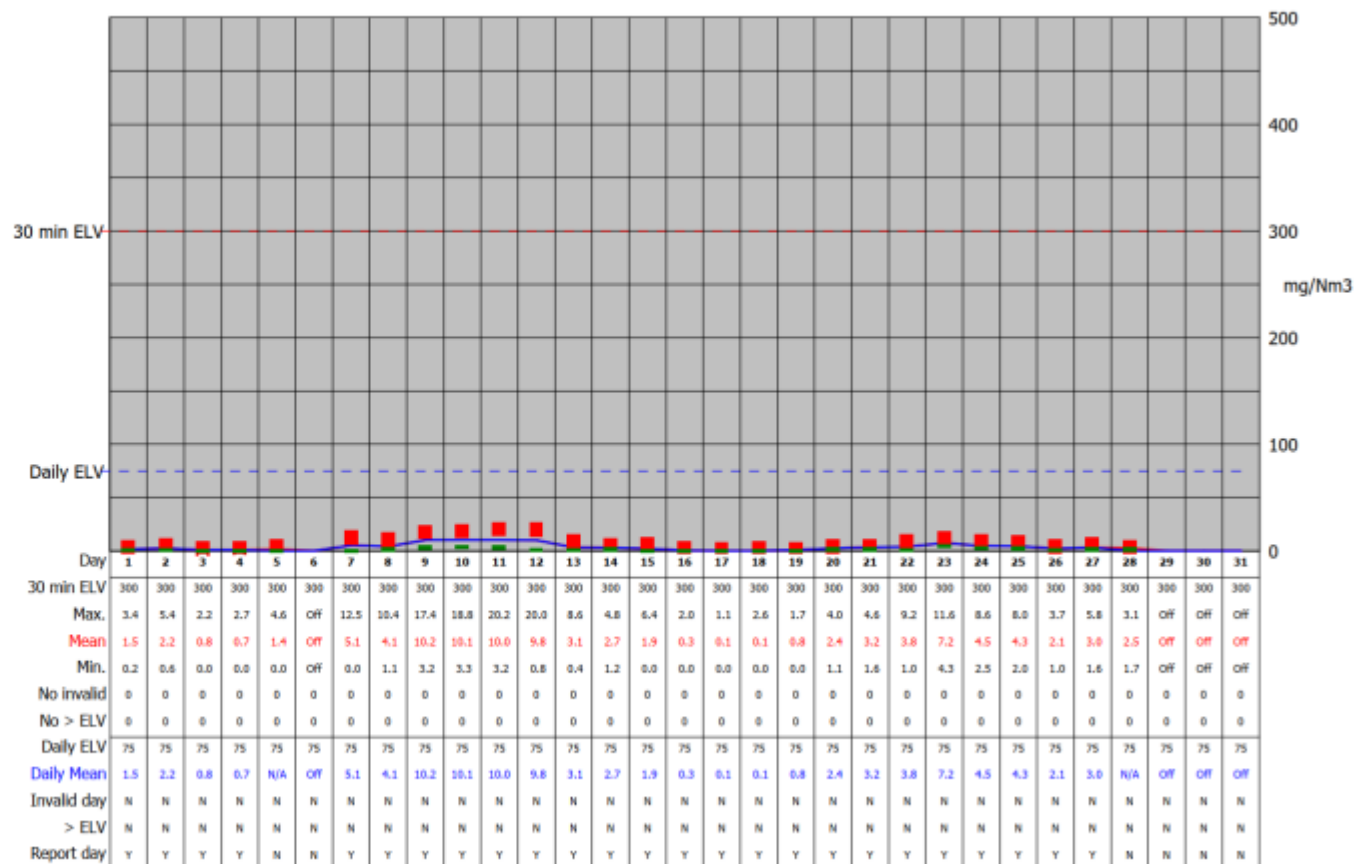
Date: **01/07/2022-31/07/2022**

Reporting of Continuously Monitored Emissions to Air for SO₂ , Emission Point Report for July, 2022



95th Percentile = 11.9
No. of valid averages = 1248

Month summary	
30 min ELV	
Monthly max.	20.2
Monthly mean	3.7
Monthly min.	0.0
Total invalid	0
Sum > ELV	0
Daily ELV	
Monthly max	10.2
No. invalid days	0
No. > ELV	0
No. report days	25



SignedPaul Fitzsimmons..... Date.....25/10/2022.....
(authorised to sign as representative of **Margam Green Energy Limited**)

Permit Number: **EPR/DP3137EG**

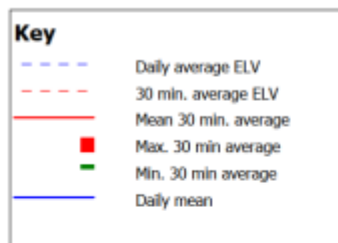
Operator: **Margam Green Energy Limited**

Facility: **Margam Green Energy Plant**

Form Number : **Air 1**

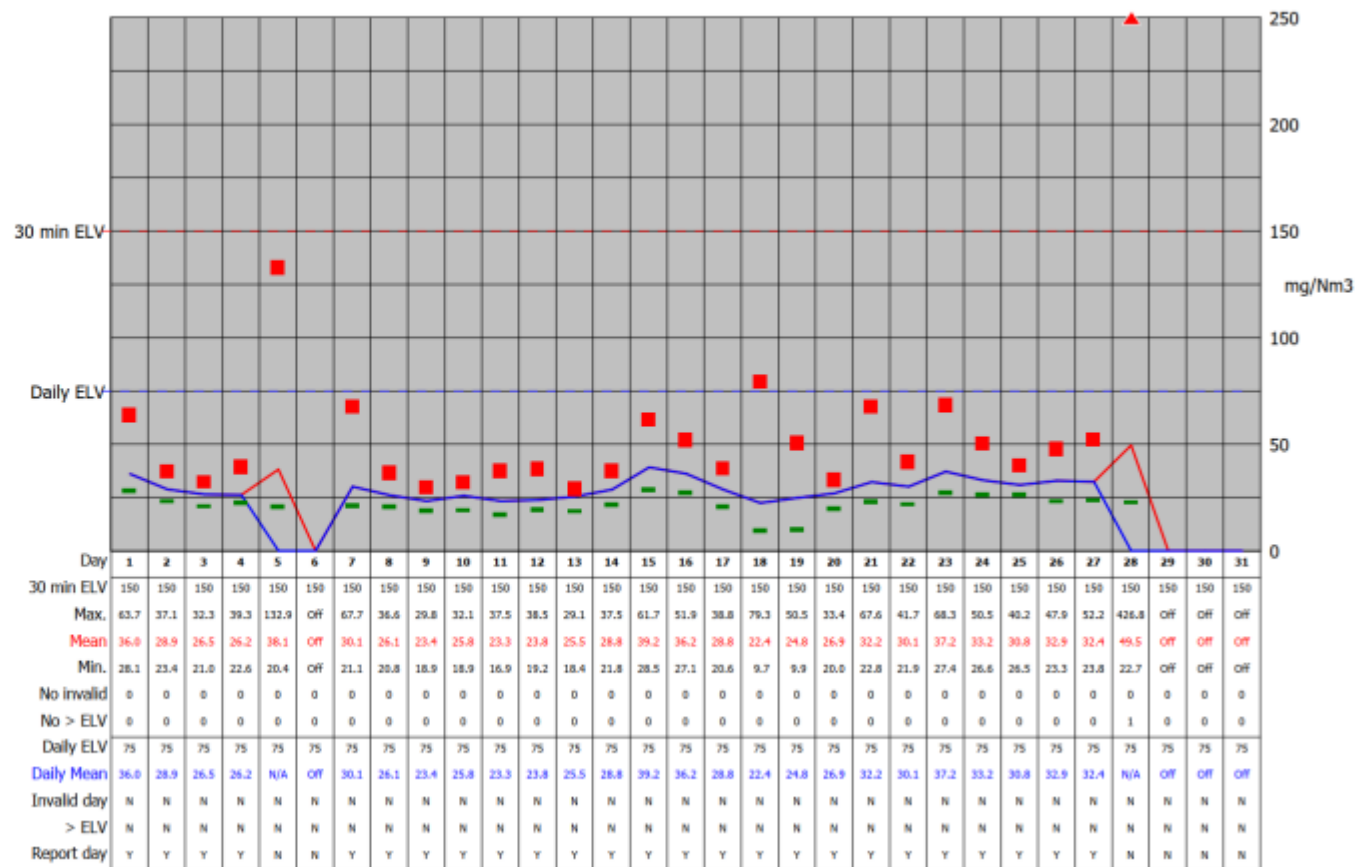
Date: **01/07/2022-31/07/2022**

Reporting of Continuously Monitored Emissions to Air for CO, Emission Point Report for July, 2022



95th Percentile = 42.0
No. of valid averages = 1248

Month summary	
30 min ELV	
Monthly max.	426.8
Monthly mean	29.8
Monthly min.	9.7
Total invalid	0
Sum > ELV	1
Daily ELV	
Monthly max	39.2
No. invalid days	0
No. > ELV	0
No. report days	25



SignedPaul Fitzsimmons.....

Date.....25/10/2022.....

(authorised to sign as representative of **Margam Green Energy Limited**)

Permit Number: **EPR/DP3137EG**

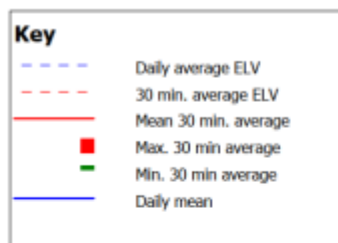
Operator: **Margam Green Energy Limited**

Facility: **Margam Green Energy Plant**

Form Number : **Air 1**

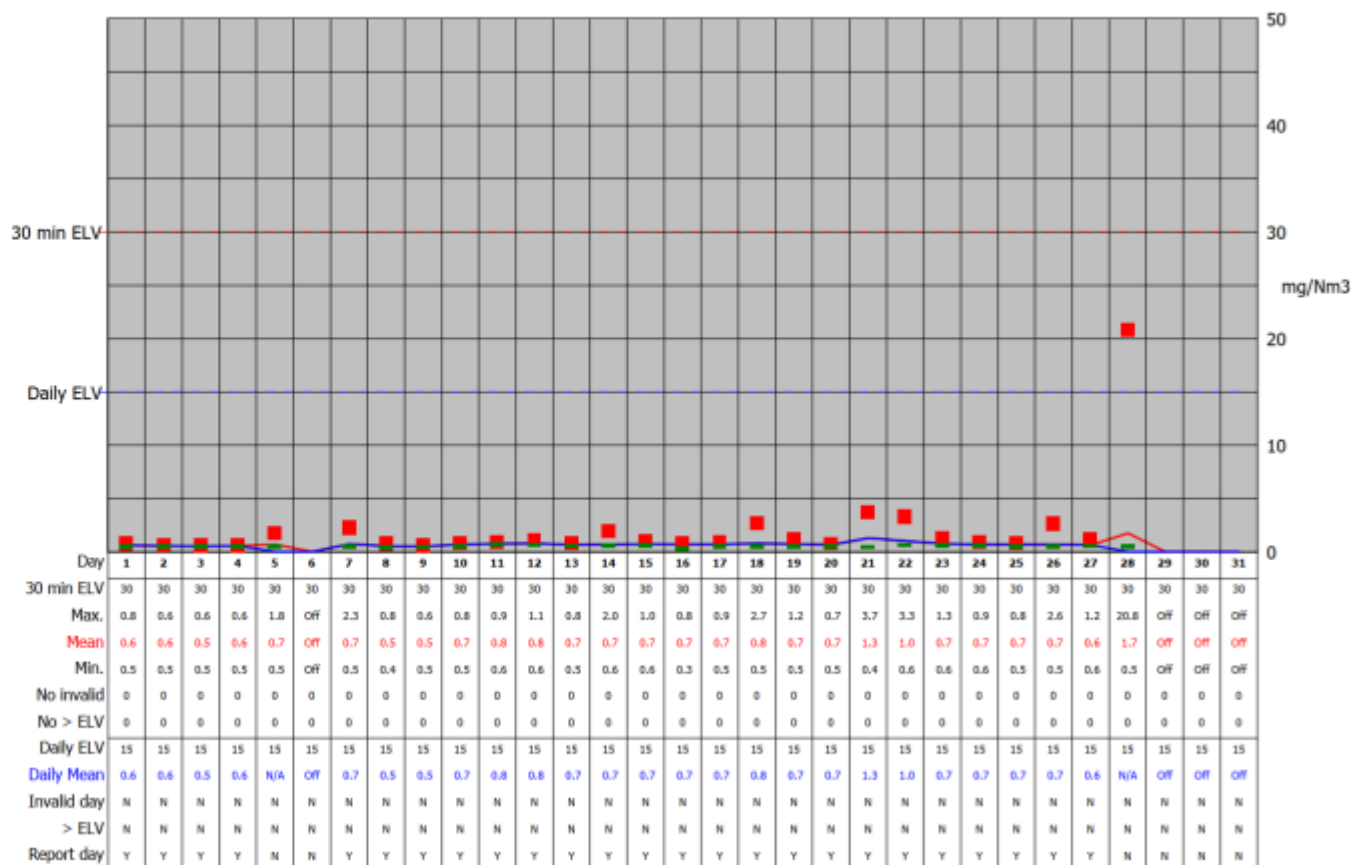
Date: **01/07/2022-31/07/2022**

Reporting of Continuously Monitored Emissions to Air for TOC, Emission Point Report for July, 2022



95th Percentile = 0.9
No. of valid averages = 1248

Month summary	
30 min ELV	
Monthly max.	20.8
Monthly mean	0.7
Monthly min.	0.3
Total invalid	0
Sum > ELV	0
Daily ELV	
Monthly max	1.3
No. invalid days	0
No. > ELV	0
No. report days	25



SignedPaul Fitzsimmons.....

Date.....25/10/2022.....

(authorised to sign as representative of **Margam Green Energy Limited**)

Permit Number: **EPR/DP3137EG**

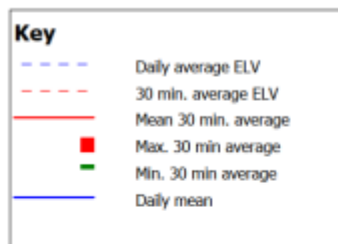
Operator: **Margam Green Energy Limited**

Facility: **Margam Green Energy Plant**

Form Number : **Air 1**

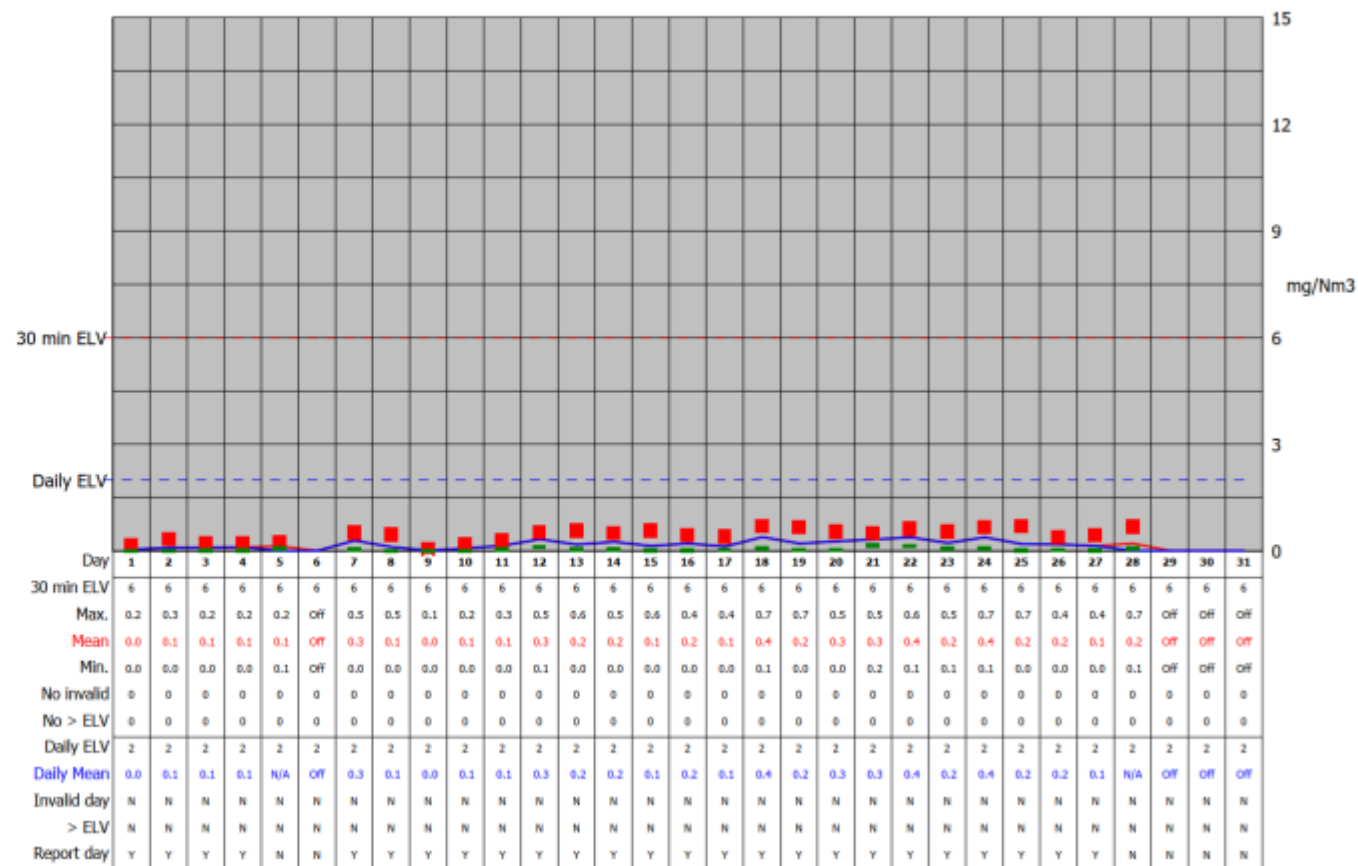
Date: **01/07/2022-31/07/2022**

Reporting of Continuously Monitored Emissions to Air for HF, Emission Point Report for July, 2022



95th Percentile = 0.5
No. of valid averages = 1248

Month summary	
30 min ELV	
Monthly max.	0.7
Monthly mean	0.2
Monthly min.	0.0
Total invalid	0
Sum > ELV	0
Daily ELV	
Monthly max	0.4
No. invalid days	0
No. > ELV	0
No. report days	25



SignedPaul Fitzsimmons.....

Date.....25/10/2022.....

(authorised to sign as representative of **Margam Green Energy Limited**)

Permit Number: **EPR/DP3137EG**

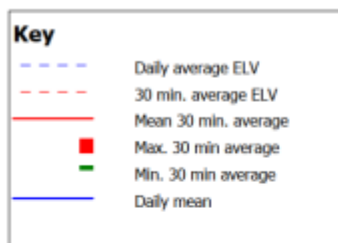
Operator: **Margam Green Energy Limited**

Facility: **Margam Green Energy Plant**

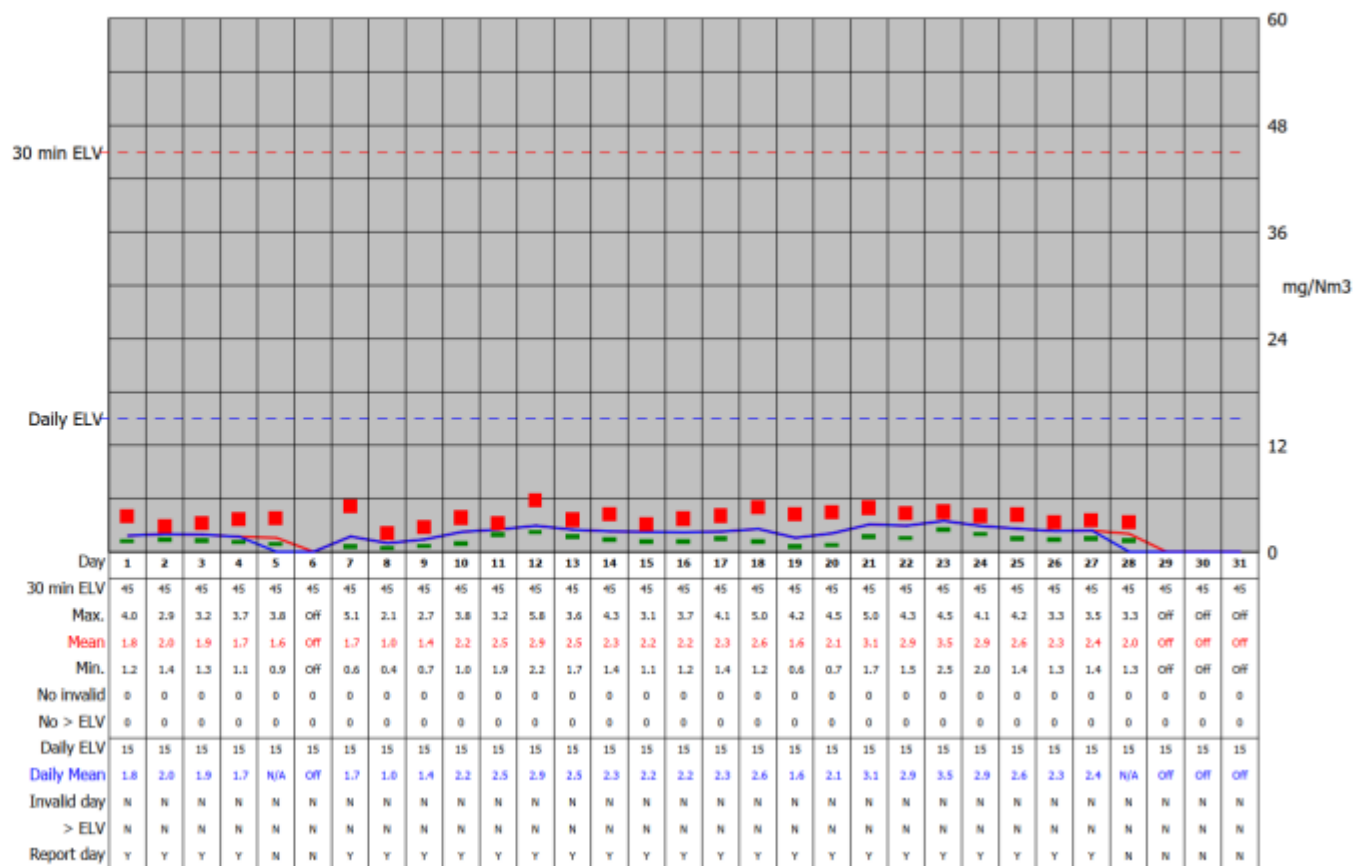
Form Number : **Air 1**

Date: **01/07/2022-31/07/2022**

Reporting of Continuously Monitored Emissions to Air for Dust, Emission Point Report for July, 2022



95th Percentile = 3.6
No. of valid averages = 1248



Month summary	
30 min ELV	
Monthly max.	5.8
Monthly mean	2.2
Monthly min.	0.4
Total invalid	0
Sum > ELV	0
Daily ELV	
Monthly max	3.5
No. invalid days	0
No. > ELV	0
No. report days	25

SignedPaul Fitzsimmons.....

Date.....25/10/2022.....

(authorised to sign as representative of **Margam Green Energy Limited**)

Permit Number: **EPR/DP3137EG**

Operator: **Margam Green Energy Limited**

Facility: **Margam Green Energy Plant**

Form Number : **Air 1**

Date: **01/07/2022-31/07/2022**