

Permit Number: **EPR/DP3137EG**

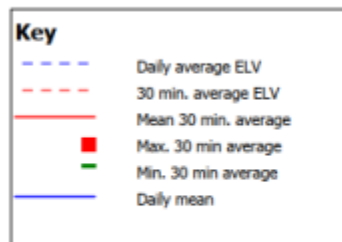
Operator: **Margam Green Energy Limited**

Facility: **Margam Green Energy Plant**

Form Number : **Air 1**

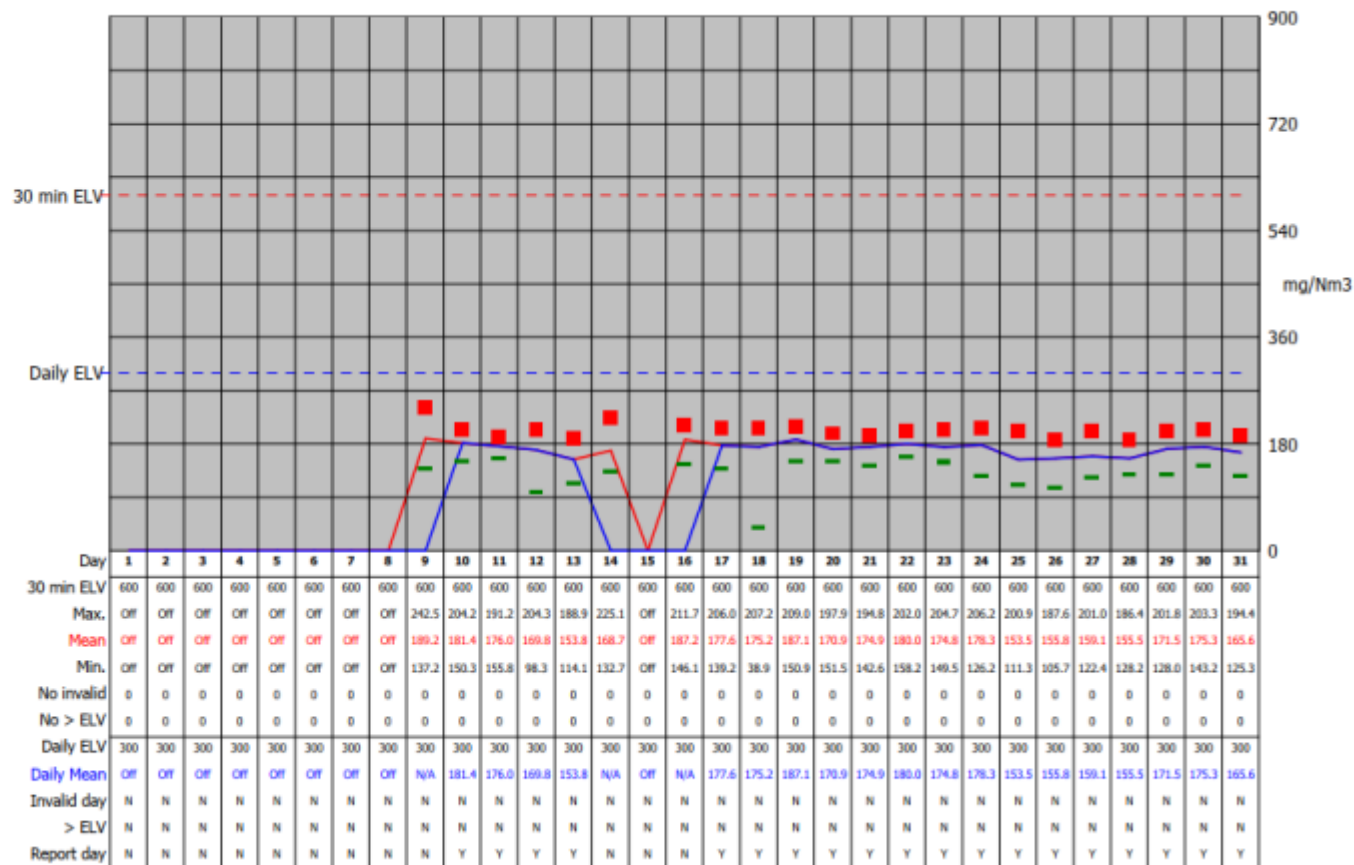
Date: **01/08/2022-31/08/2022**

Reporting of Continuously Monitored Emissions to Air for NO_x , Emission Point Report for August, 2022



95th Percentile = 200.3
No. of valid averages = 1010

Month summary	
30 min ELV	
Monthly max.	242.5
Monthly mean	171.3
Monthly min.	38.9
Total invalid	0
Sum > ELV	0
Daily ELV	
Monthly max	187.1
No. invalid days	0
No. > ELV	0
No. report days	19



SignedPaul Fitzsimmons.....

Date.....25/10/2022.....

(authorised to sign as representative of **Margam Green Energy Limited**)

Permit Number: **EPR/DP3137EG**


Operator: **Margam Green Energy Limited**

Facility: **Margam Green Energy Plant**

Form Number : **Air 1**

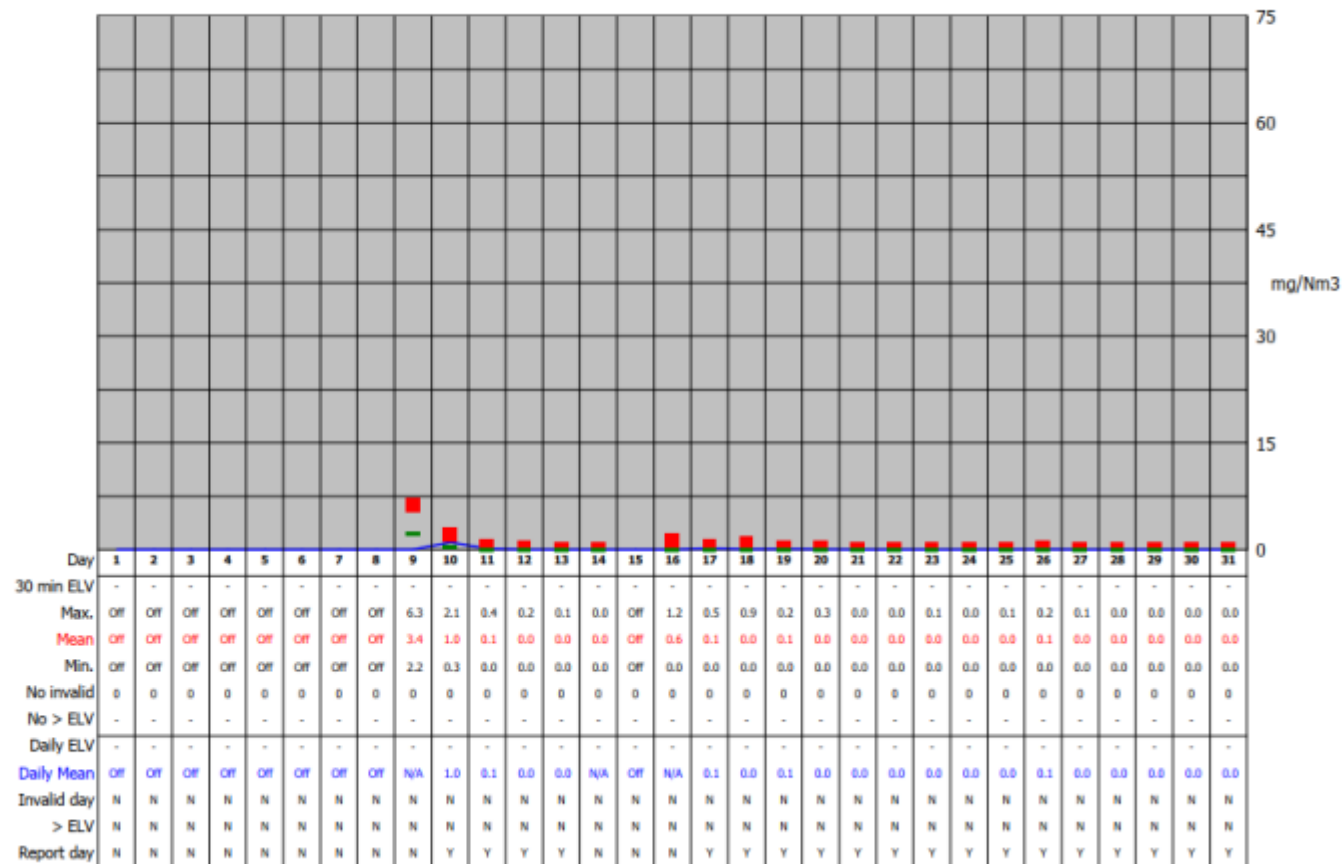
Date: **01/08/2022-31/08/2022**

Reporting of Continuously Monitored Emissions to Air for NH₃, Emission Point Report for August, 2022



95th Percentile = 1.1
No. of valid averages = 1010

Month summary	
30 min ELV	
Monthly max.	6.3
Monthly mean	0.2
Monthly min.	0.0
Total invalid	0
Sum > ELV	0
Daily ELV	
Monthly max	1.0
No. invalid days	0
No. > ELV	0
No. report days	19



SignedPaul Fitzsimmons.....

Date.....25/10/2022.....

(authorised to sign as representative of **Margam Green Energy Limited**)

Permit Number: **EPR/DP3137EG**

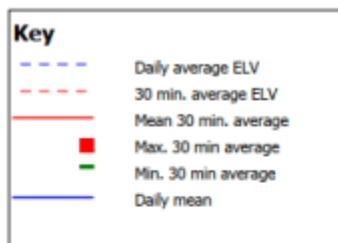
Operator: **Margam Green Energy Limited**

Facility: **Margam Green Energy Plant**

Form Number : **Air 1**

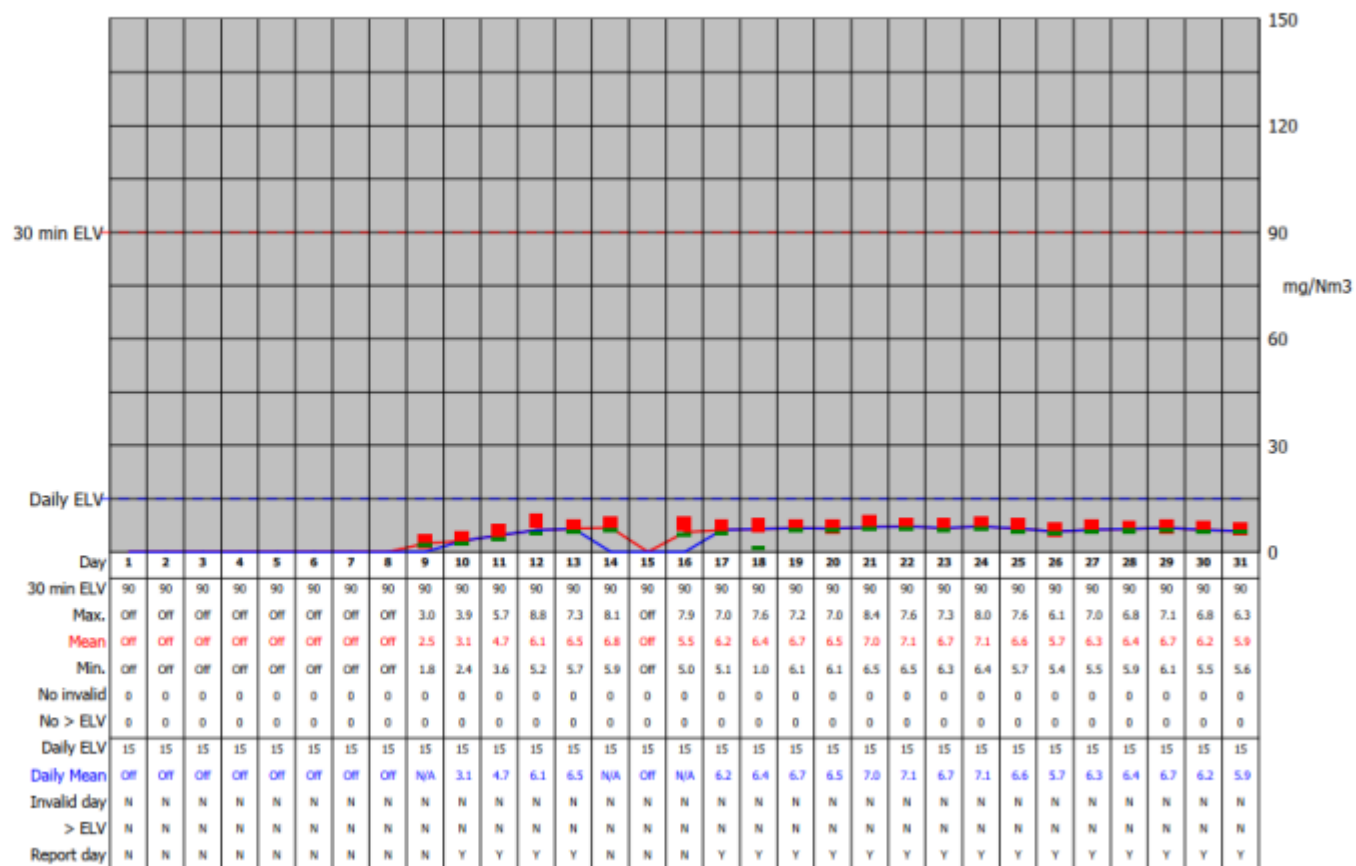
Date: **01/08/2022-31/08/2022**

Reporting of Continuously Monitored Emissions to Air for HCl, Emission Point Report for August, 2022



95th Percentile = 7.4
No. of valid averages = 1010

Month summary	
30 min ELV	
Monthly max.	8.8
Monthly mean	6.1
Monthly min.	1.0
Total invalid	0
Sum > ELV	0
Daily ELV	
Monthly max	7.1
No. invalid days	0
No. > ELV	0
No. report days	19



SignedPaul Fitzsimmons.....

Date.....25/10/2022.....

(authorised to sign as representative of **Margam Green Energy Limited**)

Permit Number: **EPR/DP3137EG**

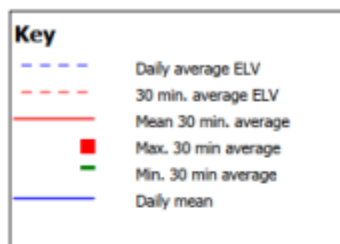
Operator: **Margam Green Energy Limited**

Facility: **Margam Green Energy Plant**

Form Number : **Air 1**

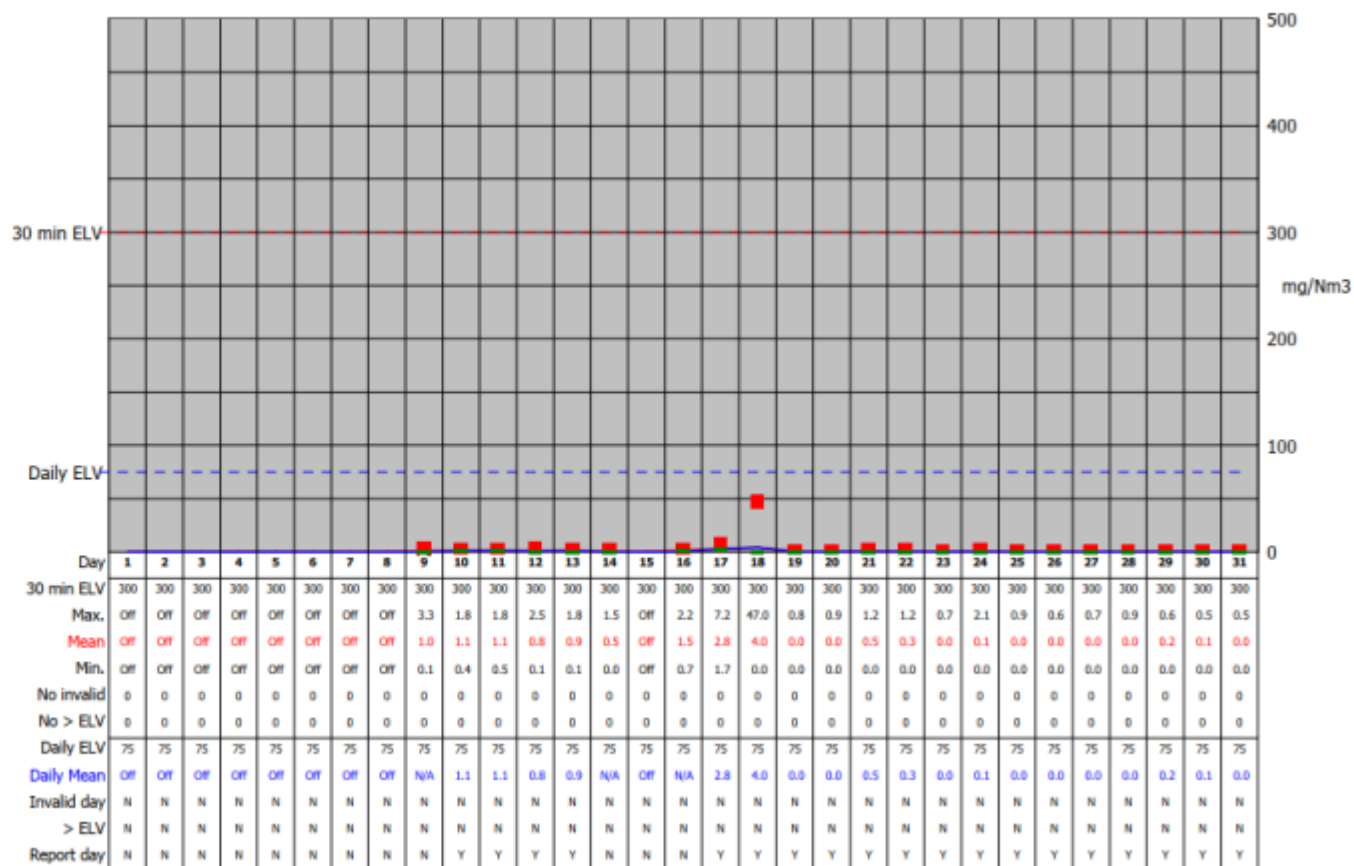
Date: **01/08/2022-31/08/2022**

Reporting of Continuously Monitored Emissions to Air for SO₂, Emission Point Report for August, 2022



95th Percentile = 2.3
No. of valid averages = 1010

Month summary	
30 min ELV	
Monthly max.	47.0
Monthly mean	0.7
Monthly min.	0.0
Total invalid	0
Sum > ELV	0
Daily ELV	
Monthly max	4.0
No. invalid days	0
No. > ELV	0
No. report days	19



SignedPaul Fitzsimmons.....

Date.....25/10/2022.....

(authorised to sign as representative of **Margam Green Energy Limited**)

Permit Number: **EPR/DP3137EG**

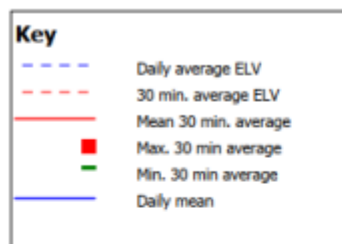
Operator: **Margam Green Energy Limited**

Facility: **Margam Green Energy Plant**

Form Number : **Air 1**

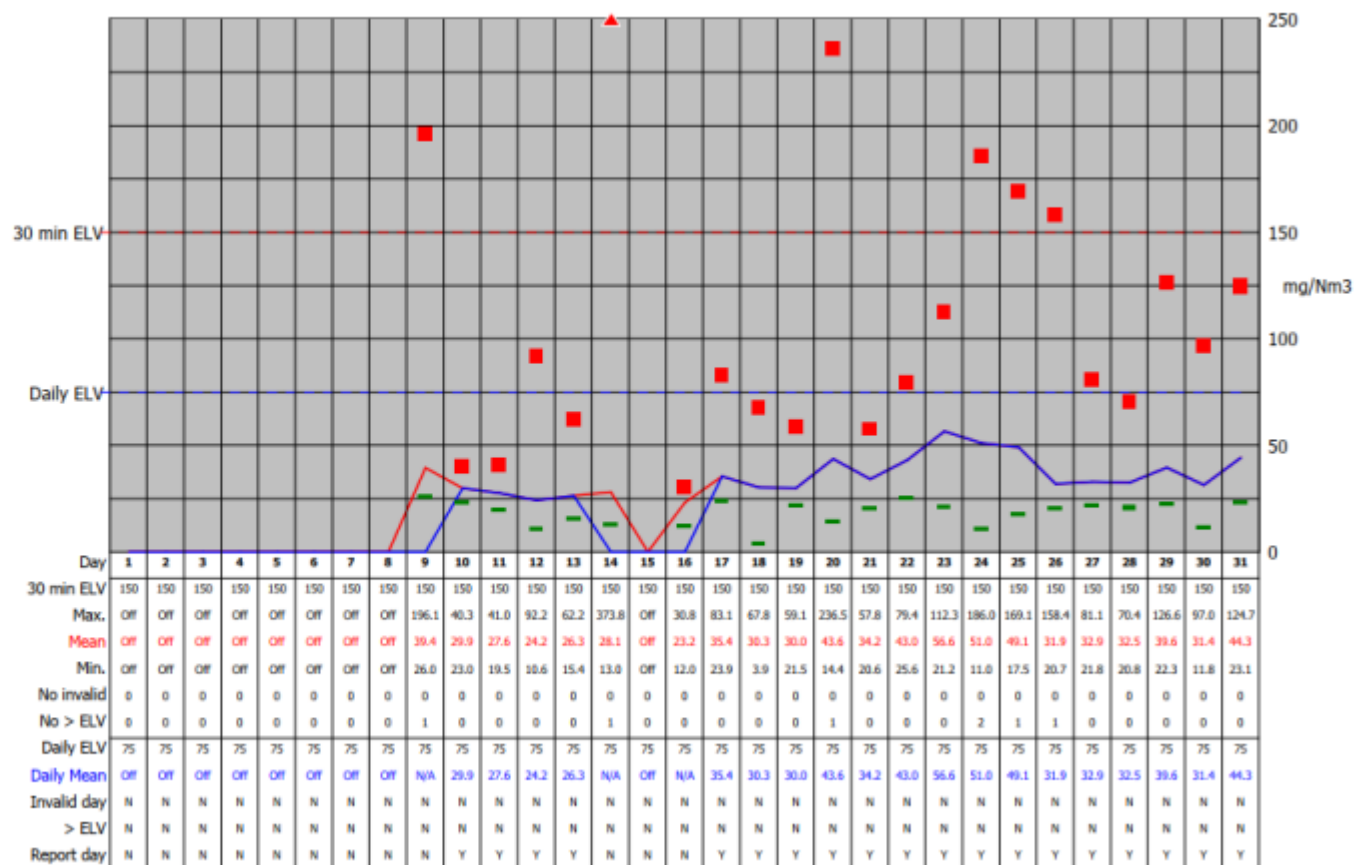
Date: **01/08/2022-31/08/2022**

Reporting of Continuously Monitored Emissions to Air for CO, Emission Point Report for August, 2022



95th Percentile = 73.7
No. of valid averages = 1010

Month summary	
30 min ELV	
Monthly max.	373.8
Monthly mean	35.8
Monthly min.	3.9
Total invalid	0
Sum > ELV	7
Daily ELV	
Monthly max	56.6
No. invalid days	0
No. > ELV	0
No. report days	19



SignedPaul Fitzsimmons.....

Date.....25/10/2022.....

(authorised to sign as representative of **Margam Green Energy Limited**)

Permit Number: **EPR/DP3137EG**

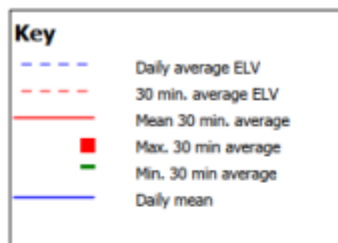
Operator: **Margam Green Energy Limited**

Facility: **Margam Green Energy Plant**

Form Number : **Air 1**

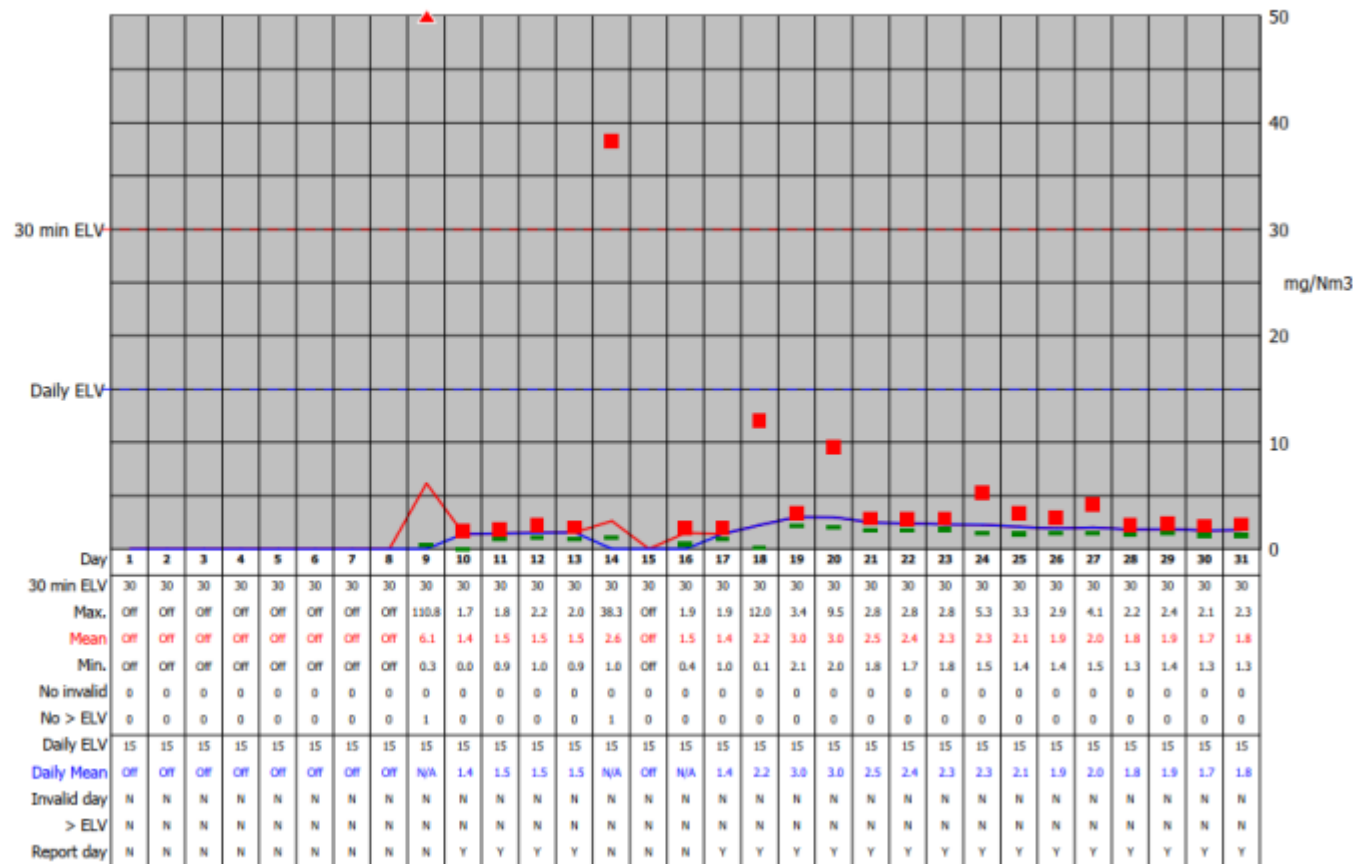
Date: **01/08/2022-31/08/2022**

Reporting of Continuously Monitored Emissions to Air for TOC, Emission Point Report for August, 2022



95th Percentile = 3.1
No. of valid averages = 1006

Month summary	
30 min ELV	
Monthly max.	110.8
Monthly mean	2.1
Monthly min.	0.0
Total invalid	0
Sum > ELV	2
Daily ELV	
Monthly max	3.0
No. invalid days	0
No. > ELV	0
No. report days	19



SignedPaul Fitzsimmons.....

Date.....25/10/2022.....

(authorised to sign as representative of **Margam Green Energy Limited**)

Permit Number: **EPR/DP3137EG**

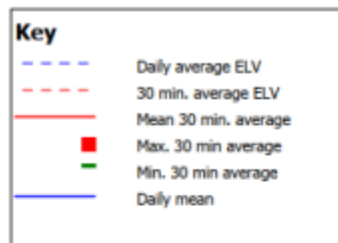
Operator: **Margam Green Energy Limited**

Facility: **Margam Green Energy Plant**

Form Number : **Air 1**

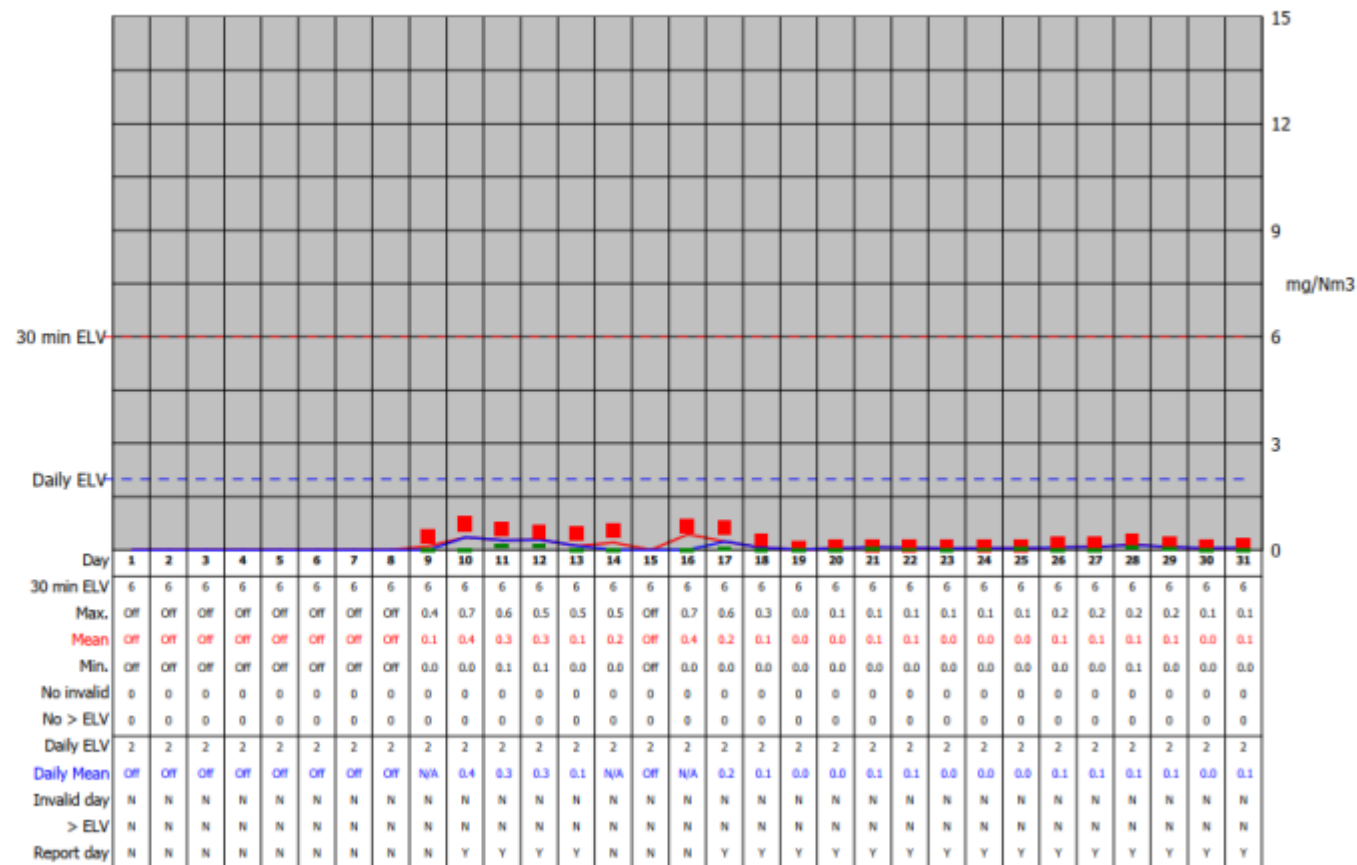
Date: **01/08/2022-31/08/2022**

Reporting of Continuously Monitored Emissions to Air for HF, Emission Point Report for August, 2022



95th Percentile = 0.5
No. of valid averages = 1010

Month summary	
30 min ELV	
Monthly max.	0.7
Monthly mean	0.1
Monthly min.	0.0
Total invalid	0
Sum > ELV	0
Daily ELV	
Monthly max	0.4
No. invalid days	0
No. > ELV	0
No. report days	19



SignedPaul Fitzsimmons.....

Date.....25/10/2022.....

(authorised to sign as representative of **Margam Green Energy Limited**)

Permit Number: **EPR/DP3137EG**

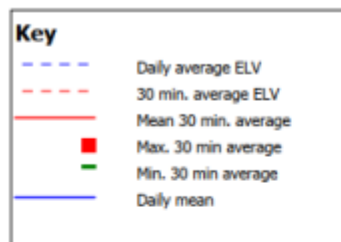
Operator: **Margam Green Energy Limited**

Facility: **Margam Green Energy Plant**

Form Number : **Air 1**

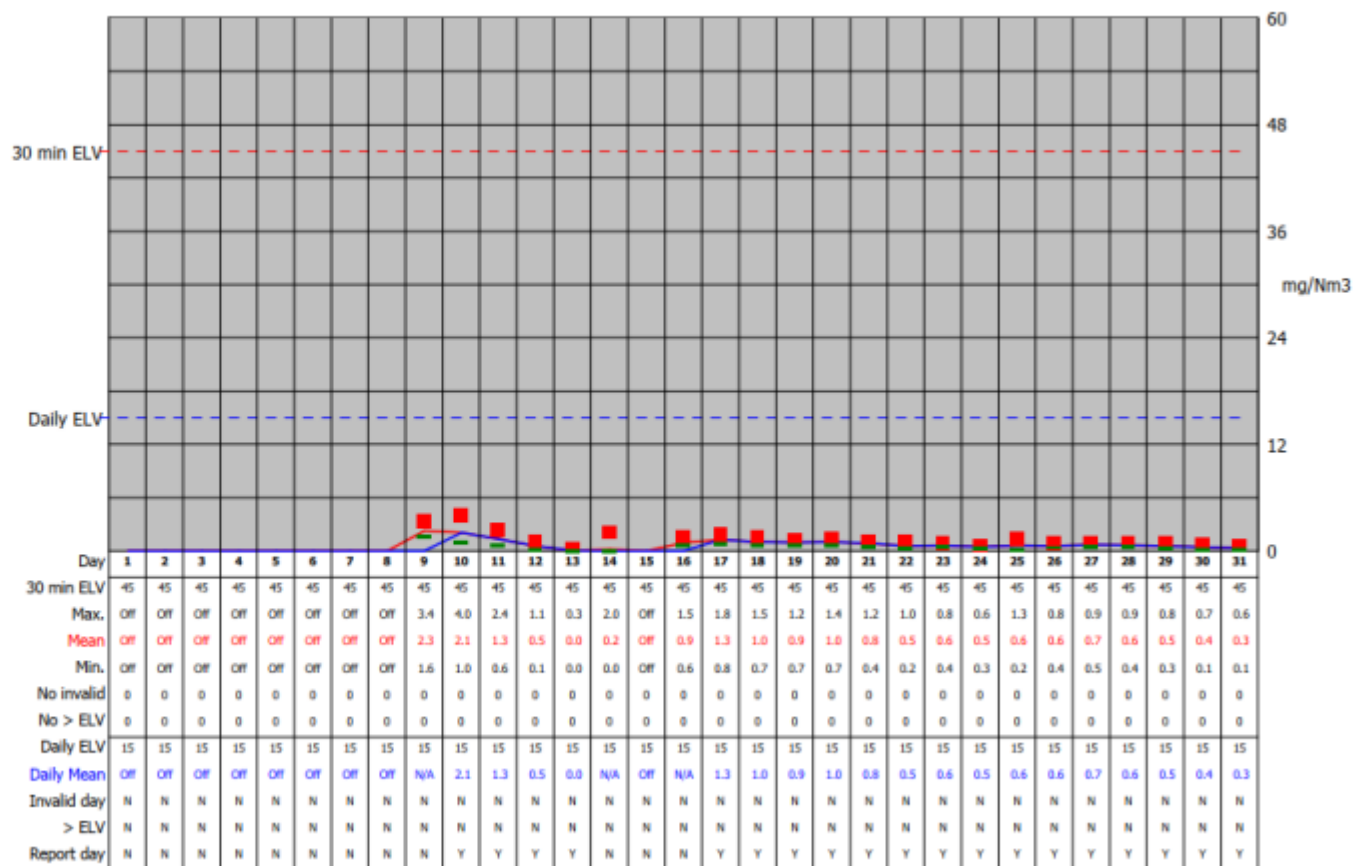
Date: **01/08/2022-31/08/2022**

Reporting of Continuously Monitored Emissions to Air for Dust, Emission Point Report for August, 2022



95th Percentile = 1.9
No. of valid averages = 1010

Month summary	
30 min ELV	
Monthly max.	4.0
Monthly mean	0.8
Monthly min.	0.0
Total invalid	0
Sum > ELV	0
Daily ELV	
Monthly max	2.1
No. invalid days	0
No. > ELV	0
No. report days	19



SignedPaul Fitzsimmons.....

Date.....25/10/2022.....

(authorised to sign as representative of **Margam Green Energy Limited**)

Permit Number: **EPR/DP3137EG**

Operator: **Margam Green Energy Limited**

Facility: **Margam Green Energy Plant**

Form Number : **Air 1**

Date: **01/08/2022-31/08/2022**