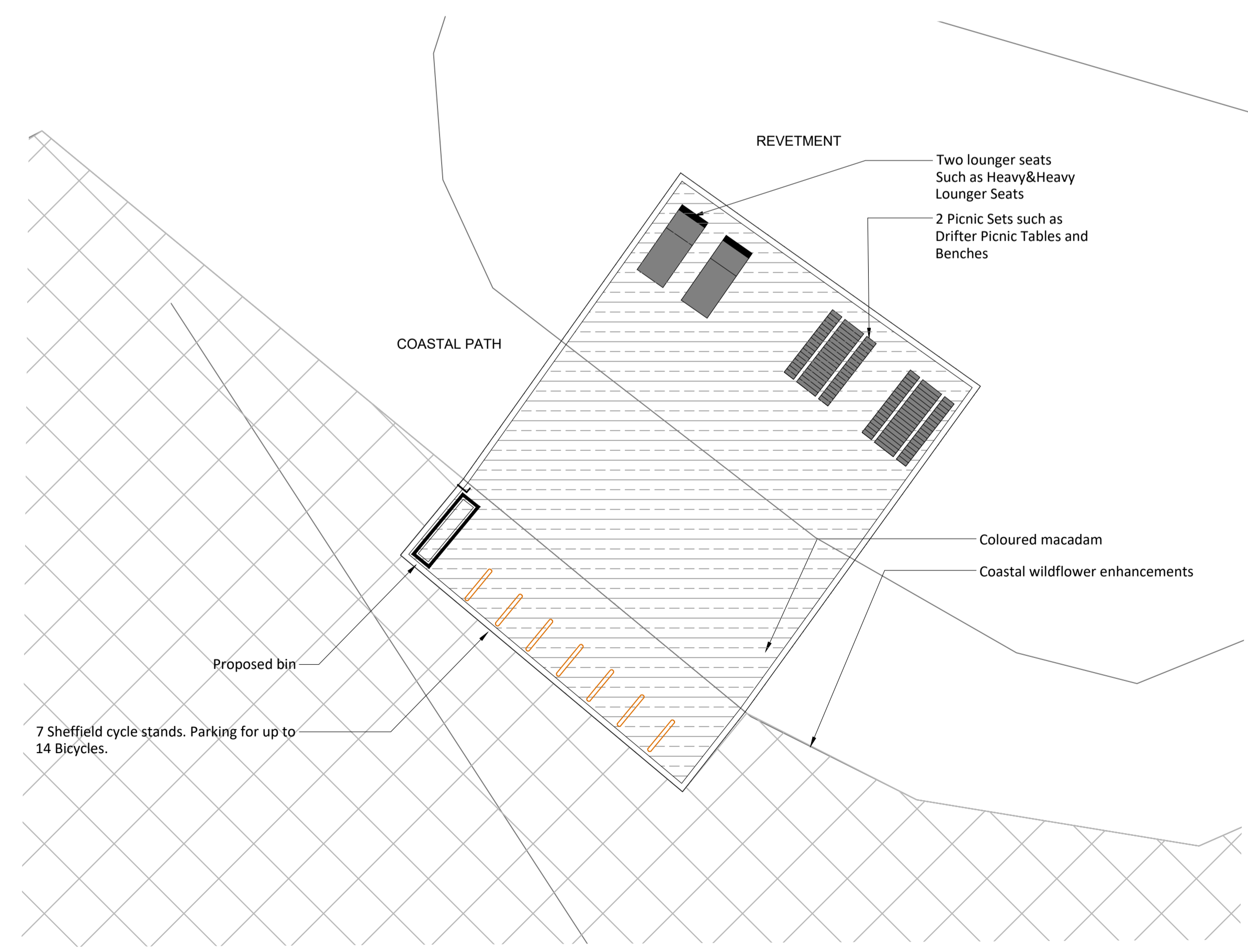
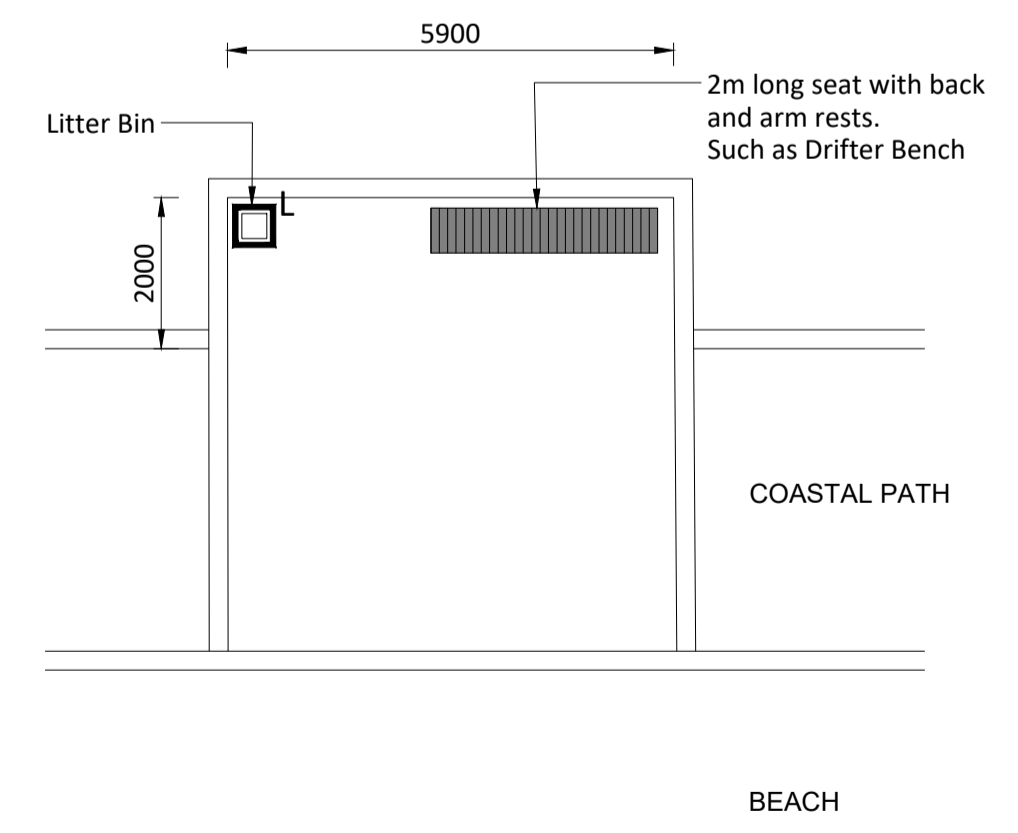


2303 01 Detailed Plan of Kinmel Bay West Parklet 1:100
CMU3-5C Chainage 10120



2303 02 Detailed Plan of Towyn Parklet 1:100
CMU3-5B Chainage 9650



2304 03 Rest Area Plan 1:100



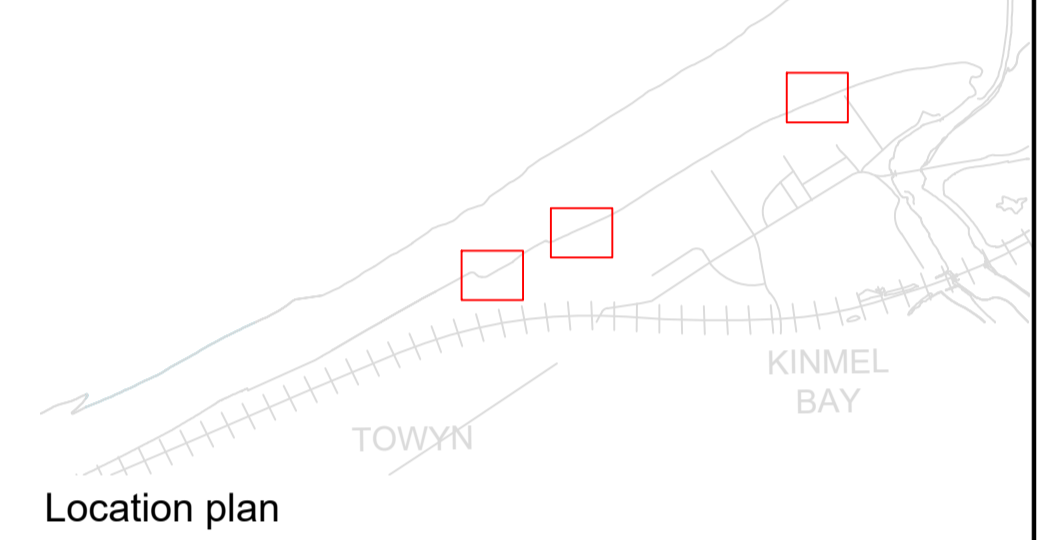
Zero Code
LOOKING OUT FOR ME, YOU AND EVERYONE

If in doubt
Shout Out!
-stop-prepare-report

To report a Close Call: 0800 521 080
To report a CDM: 0800 701 6515

RESIDUAL DESIGN HAZARDS
(The following information has been collected from Preconstruction Information and the Amey CDM Hazard Management Process.)

- NOTES**
- For details of survey requirements refer to the specification: CH1701/AMEY/VTO/XX/SP/CH/101
 - Contractor to observe local tide times to ensure that the beach levels are taken during low tide.
 - This drawing is to be read in conjunction with all other drawings and specifications.
 - Any discrepancies found between this drawing and other drawings and specifications in the construction documents must be referred to the Landscape Architect prior to work commencing.
 - This drawing must not be copied in whole or in part without written consent of LDA design.
 - These drawings are for finishes only. All foundation, fixing, paving depths and drainage details to be provided by others.
 - All dimensions in mm unless otherwise stated.
 - Where dimension sizes of units are given they state length x width x depth.



P04	Revised for planning	JWan	STo	SJT	10/11/2022
P03	Revised for planning	JWan	STo	SJT	01/11/2022
P02	Revised Issue	CZh	STo	SJT	10/10/2022
P01	Issue for planning	CZh	STo	SJT	27/09/2022
Rev	Revision details	Drwn	Chkd	Appd	Date

Designed:	STo	Date:	28/07/22
Drawn:	CZh	Date:	29/07/22
Checked:	STo	Date:	18/09/22
Approved:	SJT	Date:	21/09/22

ameyconsulting **JBA consulting**
LD A DESIGN

Client

Project Name
Kinmel Bay Coastal Defence Improvements Scheme

Drawing Title
Parklet detail plan 2 of 2 Kinmel Bay West, Towyn Parklets and Rest Area

Original Drawing Size : A1	Scale : 1:100
Dimensions : mm	

Drawing Status PLANNING	Suitability S2
-----------------------------------	-------------------

Drawing No CH1701-LDA-ELS-XX-DR-LS-2303	Rev P04
--	------------