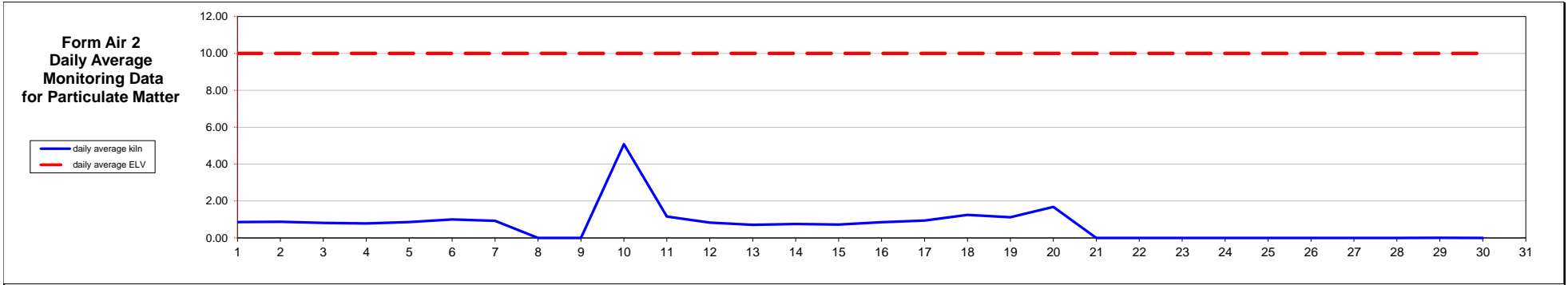


Permit Reference Number: BL3986ID

Operator: Tarmac Cement & Lime Ltd
Sep-22

Installation: Aberthaw Works

Kiln Report of Continuous Monitored Emissions (Emission Point A1)



Kiln

Monthly summary		Date	1	2	3	4	5	6	7	8	9	10	11	12	13	14	15	16	17	18	19	20	21	22	23	24	25	26	27	28	29	30		
Daily average	Monthly maximum	Daily average ELV	10	10	10	10	10	10	10	10	10	10	10	10	10	10	10	10	10	10	10	10	10	10	10	10	10	10	10	10	10	10		
	No. of invalid days	Daily average Kiln	0.86	0.87	0.81	0.78	0.86	1.00	0.93	0.00	0.00	5.08	1.16	0.83	0.71	0.76	0.72	0.85	0.94	1.25	1.12	1.68	0.00	0.00	0.00	0.00	0.00	0.00	0.00	0.00	0.01	0.00		
	Total invalid 1/2 hours	Value valid?	Y	Y	Y	Y	Y	Y	Y	Y	Y	Y	Y	Y	Y	Y	Y	Y	Y	Y	Y	Y	Y	Y	Y	Y	Y	Y	Y	Y	Y	Y		
	Sum of exceedances	No. of invalid 1/2 hours	0	0	0	0	0	0	0	0	0	0	0	0	0	0	0	0	0	0	0	0	0	0	0	0	0	0	0	0	0	0	0	
		Value exceeds ELV (Y/N)	N	N	N	N	N	N	N	N	N	N	N	N	N	N	N	N	N	N	N	N	N	N	N	N	N	N	N	N	N	N	N	

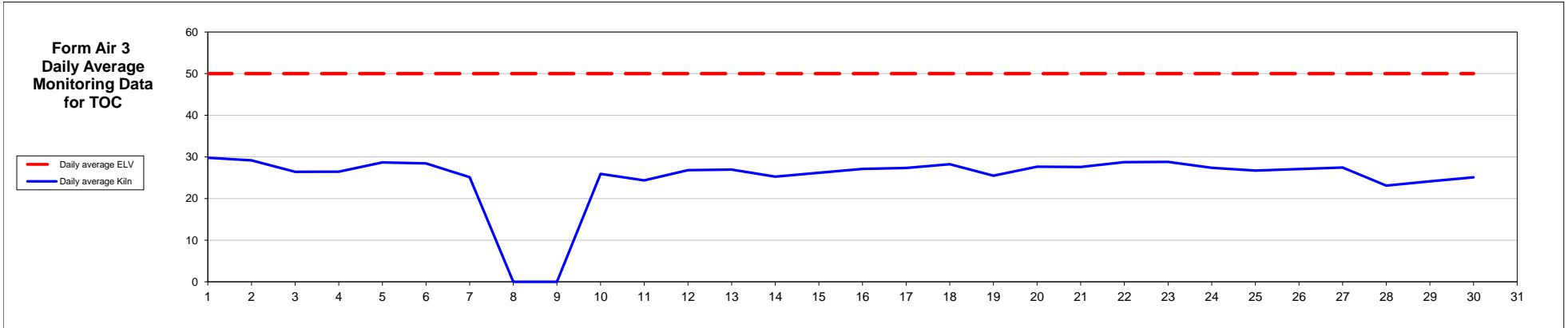
Signed Daniel Bound Date 03/10/2022
(Authorised to sign as representative of Tarmac Cement & Lime Ltd)

Permit Reference Number: BL3986ID

Operator: Tarmac Cement & Lime Ltd
Sep-22

Installation: Aberthaw Works

Kiln Report of Continuous Monitored Emissions (Emission Point A1)



Kiln

Monthly summary		Date	1	2	3	4	5	6	7	8	9	10	11	12	13	14	15	16	17	18	19	20	21	22	23	24	25	26	27	28	29	30		
Daily average	Daily average ELV		50	50	50	50	50	50	50	50	50	50	50	50	50	50	50	50	50	50	50	50	50	50	50	50	50	50	50	50	50	50		
	Monthly maximum	30	Daily average Kiln	29.8	29.2	26.4	26.4	28.7	28.4	25.1	0.0	0.0	25.9	24.4	26.8	27.0	25.3	26.2	27.1	27.3	28.3	25.5	27.7	27.6	28.8	28.8	27.4	26.7	27.1	27.4	23.1	24.1	25.1	
	No. of invalid days		Value valid?	Y	Y	Y	Y	Y	Y	Y	Y	Y	Y	Y	Y	Y	Y	Y	Y	Y	Y	Y	Y	Y	Y	Y	Y	Y	Y	Y	Y	Y	Y	
	Total invalid 1/2 hours	0	No. of invalid 1/2 hours	0	0	0	0	0	0	0	0	0	0	0	0	0	0	0	0	0	0	0	0	0	0	0	0	0	0	0	0	0	0	0
	Sum of exceedances	0	Value exceeds ELV (Y/N)	N	N	N	N	N	N	N	N	N	N	N	N	N	N	N	N	N	N	N	N	N	N	N	N	N	N	N	N	N	N	N

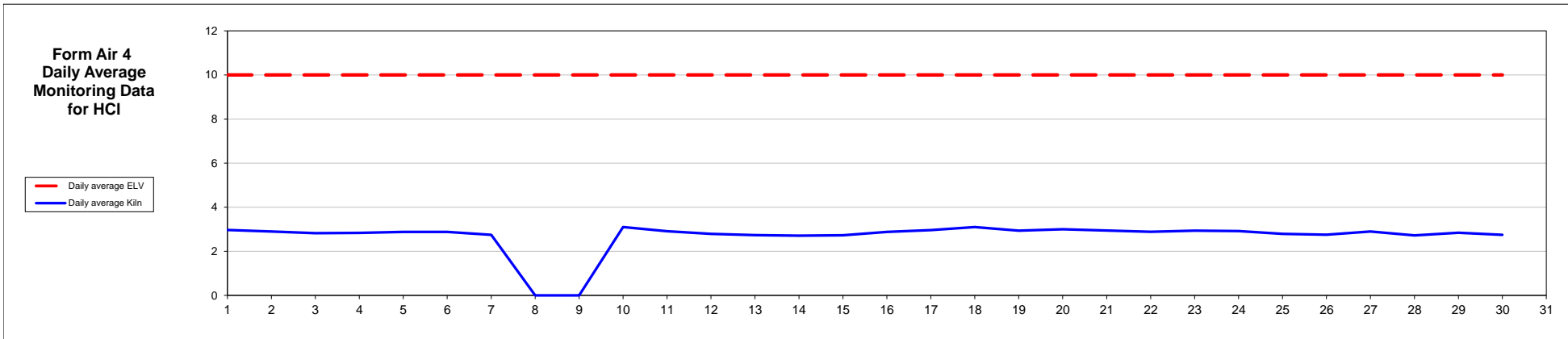
Signed **Daniel Bound** Date **03/10/2022**
(Authorised to sign as representative of Tarmac Cement & Lime Ltd)

Permit Reference Number: BL3986ID

Operator: Tarmac Cement & Lime Ltd
Sep-22

Installation: Aberthaw Works

Kiln Report of Continuous Monitored Emissions (Emission Point A1)



Kiln

Monthly summary		Date	1	2	3	4	5	6	7	8	9	10	11	12	13	14	15	16	17	18	19	20	21	22	23	24	25	26	27	28	29	30				
Daily average	Daily average ELV		10	10	10	10	10	10	10	10	10	10	10	10	10	10	10	10	10	10	10	10	10	10	10	10	10	10	10	10	10	10	10			
	Monthly maximum	3	Daily average Kiln	2.97	2.90	2.82	2.83	2.88	2.88	2.74	0.00	0.00	3.10	2.91	2.79	2.73	2.71	2.73	2.88	2.96	3.10	2.94	3.00	2.94	2.88	2.93	2.92	2.79	2.75	2.90	2.72	2.84	2.75			
	No. of invalid days		Value valid?	Y	Y	Y	Y	Y	Y	Y	Y	Y	Y	Y	Y	Y	Y	Y	Y	Y	Y	Y	Y	Y	Y	Y	Y	Y	Y	Y	Y	Y	Y			
	Total invalid 1/2 hours	0	No. of invalid 1/2 hours	0	0	0	0	0	0	0	0	0	0	0	0	0	0	0	0	0	0	0	0	0	0	0	0	0	0	0	0	0	0	0	0	
	Sum of exceedances	0	Value exceeds ELV (Y/N)	N	N	N	N	N	N	N	N	N	N	N	N	N	N	N	N	N	N	N	N	N	N	N	N	N	N	N	N	N	N	N	N	

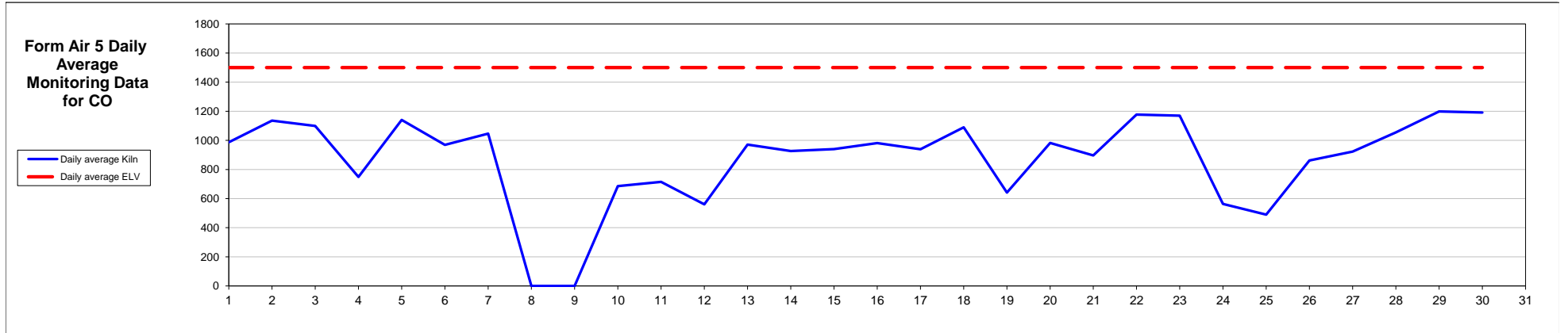
Signed **Daniel Bound** Date 03/10/2022
(Authorised to sign as representative of Tarmac Cement & Lime Ltd)

Permit Reference Number: BL3986ID

Operator: Tarmac Cement & Lime Ltd
Sep-22

Installation: Aberthaw Works

Kiln Report of Continuous Monitored Emissions (Emission Point A1)



Kiln

Monthly summary		Date	1	2	3	4	5	6	7	8	9	10	11	12	13	14	15	16	17	18	19	20	21	22	23	24	25	26	27	28	29	30			
Daily average	Monthly maximum	1199	Daily average ELV	1500	1500	1500	1500	1500	1500	1500	1500	1500	1500	1500	1500	1500	1500	1500	1500	1500	1500	1500	1500	1500	1500	1500	1500	1500	1500	1500	1500	1500	1500		
	Daily average Kiln	987	Daily average Kiln	987	1136	1099	749	1140	969	1046	0	0	685	715	561	971	927	940	981	938	1090	641	982	897	1177	1170	564	490	862	923	1055	1199	1191		
	No. of invalid days		Value valid?	Y	Y	Y	Y	Y	Y	Y	Y	Y	Y	Y	Y	Y	Y	Y	Y	Y	Y	Y	Y	Y	Y	Y	Y	Y	Y	Y	Y	Y	Y		
	Total invalid 1/2 hours	0	No. of invalid 1/2 hours	0	0	0	0	0	0	0	0	0	0	0	0	0	0	0	0	0	0	0	0	0	0	0	0	0	0	0	0	0	0	0	
	Sum of exceedances		Value exceeds ELV (Y/N)	N	N	N	N	N	N	N	N	N	N	N	N	N	N	N	N	N	N	N	N	N	N	N	N	N	N	N	N	N	N	N	

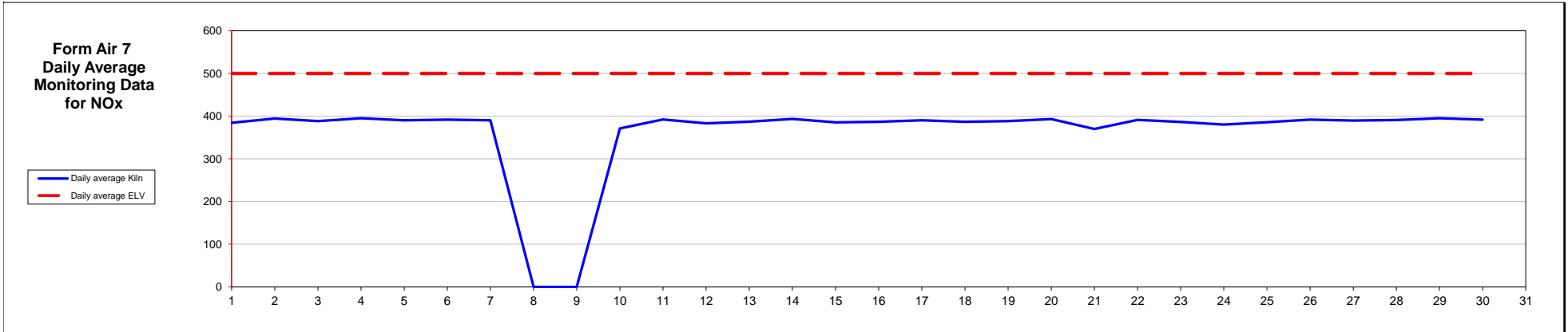
Signed **Daniel Bound** Date 03/10/2022
(Authorised to sign as representative of Tarmac Cement & Lime Ltd)

Permit Reference Number: BL3986ID

Operator: Tarmac Cement & Lime Ltd
Sep-22

Installation: Aberthaw Works

Kiln Report of Continuous Monitored Emissions (Emission Point A1)



Kiln

Monthly summary		Date	1	2	3	4	5	6	7	8	9	10	11	12	13	14	15	16	17	18	19	20	21	22	23	24	25	26	27	28	29	30	
Daily average	Monthly maximum	395	Daily average ELV	500	500	500	500	500	500	500	500	500	500	500	500	500	500	500	500	500	500	500	500	500	500	500	500	500	500	500	500		
	Daily average Kiln	385	Daily average Kiln	385	395	388	395	390	392	390	0	0	371	382	383	387	393	385	387	390	387	388	393	370	391	386	380	386	392	390	391	395	392
	No. of invalid days		Value valid?	Y	Y	Y	Y	Y	Y	Y	Y	Y	Y	Y	Y	Y	Y	Y	Y	Y	Y	Y	Y	Y	Y	Y	Y	Y	Y	Y	Y	Y	
	Total invalid 1/2 hours	0	No. of invalid 1/2 hours	0	0	0	0	0	0	0	0	0	0	0	0	0	0	0	0	0	0	0	0	0	0	0	0	0	0	0	0	0	0
	Sum of exceedances	0	Value exceeds ELV (Y/N)	N	N	N	N	N	N	N	N	N	N	N	N	N	N	N	N	N	N	N	N	N	N	N	N	N	N	N	N	N	N

Signed **Daniel Bound** Date 03/10/2022
(Authorised to sign as representative of Tarmac Cement & Lime Ltd)

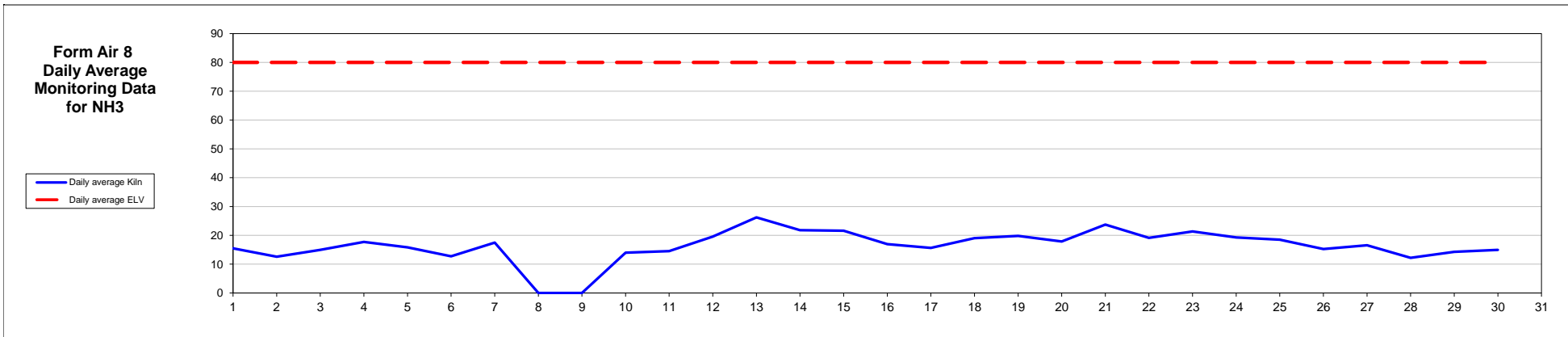
Permit Reference Number: BL3986ID

Operator: Tarmac Cement & Lime Ltd

Installation: Aberthaw Works

Sep-22

Kiln Report of Continuous Monitored Emissions (Emission Point A1)



Kiln

Monthly summary		Date	1	2	3	4	5	6	7	8	9	10	11	12	13	14	15	16	17	18	19	20	21	22	23	24	25	26	27	28	29	30	
Daily average	Daily average ELV		80	80	80	80	80	80	80	80	80	80	80	80	80	80	80	80	80	80	80	80	80	80	80	80	80	80	80	80	80	80	
	Monthly maximum	26	Daily average Kiln	15	13	15	18	16	13	17	0	0	14	15	20	26	22	22	17	16	19	20	18	24	19	21	19	19	15	17	12	14	15
	No. of invalid days		Value valid?	Y	Y	Y	Y	Y	Y	Y	Y	Y	Y	Y	Y	Y	Y	Y	Y	Y	Y	Y	Y	Y	Y	Y	Y	Y	Y	Y	Y	Y	
	Total invalid 1/2 hours	0	No. of invalid 1/2 hours	0	0	0	0	0	0	0	0	0	0	0	0	0	0	0	0	0	0	0	0	0	0	0	0	0	0	0	0	0	0
	Sum of exceedances	0	Value exceeds ELV (Y/N)	N	N	N	N	N	N	N	N	N	N	N	N	N	N	N	N	N	N	N	N	N	N	N	N	N	N	N	N	N	N

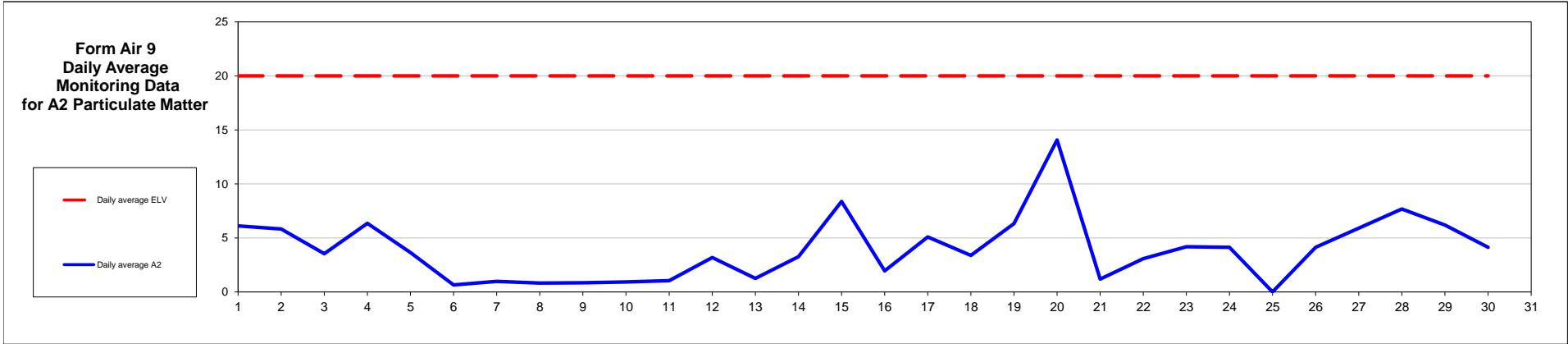
Signed **Daniel Bound** Date 03/10/2022
 (Authorised to sign as representative of Tarmac Cement & Lime Ltd)

Permit Reference Number: BL3986ID

Operator: Tarmac Cement & Lime Ltd
Sep-22

Installation: Aberthaw Works

Cement Mill Report of Continuous Monitored Emissions (Emission Point A2)



Cement Mill

Monthly summary		Date	1	2	3	4	5	6	7	8	9	10	11	12	13	14	15	16	17	18	19	20	21	22	23	24	25	26	27	28	29	30	
Daily average	Monthly maximum	14.07	Daily average ELV	20	20	20	20	20	20	20	20	20	20	20	20	20	20	20	20	20	20	20	20	20	20	20	20	20	20	20	20	20	
	Daily average A2		6.11	5.83	3.53	6.35	3.64	0.65	0.98	0.82	0.85	0.93	1.05	3.19	1.26	3.26	8.37	1.95	5.09	3.38	6.32	14.07	1.19	3.07	4.18	4.13	0.00	4.13	5.90	7.67	6.19	4.13	
	No. of invalid days		Value valid?	Y	Y	Y	Y	Y	Y	Y	Y	Y	Y	Y	Y	Y	Y	Y	Y	Y	Y	Y	Y	Y	Y	Y	Y	Y	Y	Y	Y	Y	
	Total invalid 1/2 hours	0	No. of invalid 1/2 hours	0	0	0	0	0	0	0	0	0	0	0	0	0	0	0	0	0	0	0	0	0	0	0	0	0	0	0	0	0	0
	Sum of exceedances	0	Value exceeds ELV (Y/N)	N	N	N	N	N	N	N	N	N	N	N	N	N	N	N	N	N	N	N	N	N	N	N	N	N	N	N	N	N	N

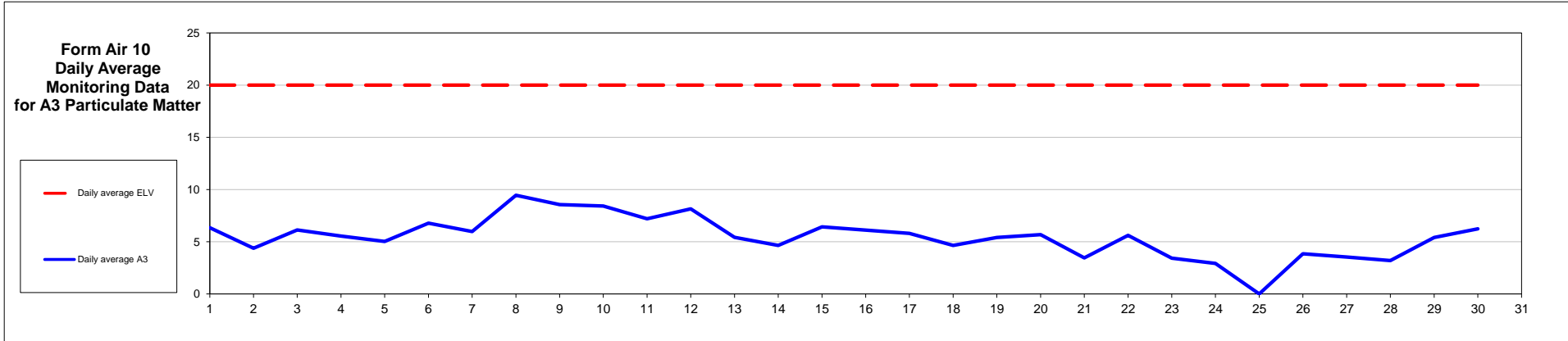
Signed **Daniel Bound** Date 03/10/2022
(Authorised to sign as representative of Tarmac Cement & Lime Ltd)

Permit Reference Number: BL3986ID

Operator: Tarmac Cement & Lime Ltd
Sep-22

Installation: Aberthaw Works

Cement Mill Report of Continuous Monitored Emissions (Emission Point A3)



Cement Mill

Monthly summary		Date	1	2	3	4	5	6	7	8	9	10	11	12	13	14	15	16	17	18	19	20	21	22	23	24	25	26	27	28	29	30		
Daily average	Monthly maximum	9.45	Daily average ELV	20	20	20	20	20	20	20	20	20	20	20	20	20	20	20	20	20	20	20	20	20	20	20	20	20	20	20	20	20		
	Daily average A3	6.34	Daily average A3	6.34	4.37	6.12	5.55	5.02	6.78	5.98	9.45	8.56	8.42	7.20	8.14	5.42	4.64	6.43	6.11	5.80	4.64	5.41	5.68	3.45	5.62	3.42	2.93	0.00	3.85	3.53	3.20	5.40	6.23	
	No. of invalid days		Value valid?	Y	Y	Y	Y	Y	Y	Y	Y	Y	Y	Y	Y	Y	Y	Y	Y	Y	Y	Y	Y	Y	Y	Y	Y	Y	Y	Y	Y	Y	Y	
	Total invalid 1/2 hours	0	No. of invalid 1/2 hours	0	0	0	0	0	0	0	0	0	0	0	0	0	0	0	0	0	0	0	0	0	0	0	0	0	0	0	0	0	0	0
	Sum of exceedances	0	Value exceeds ELV (Y/N)	N	N	N	N	N	N	N	N	N	N	N	N	N	N	N	N	N	N	N	N	N	N	N	N	N	N	N	N	N	N	N

Signed **Daniel Bound** Date 03/10/2022
(Authorised to sign as representative of Tarmac Cement & Lime Ltd)