

Permit Number: EPR/BB3097ZS

Operator: Veolia Energy & Utility Services UK Plc

Facility: PB Gelatins boiler house

Form Number: Air1 / 11/01/19

Reporting of emissions to air for the period from 31/12/2019 to 31/12/2020


Emission							
Emission Point	Substance / Parameter	Limit Value	Reference Period	Result ^[1]	Test Method ^[2]	Sample Date and Times ^[3]	Uncertainty ^[4]
EP1	Oxides of nitrogen (NO and NO ₂ expressed as NO ₂)	No limit set	Hourly average	117mg/m3	TGN M5	08/12/2020 10:59-12:31	6%
EP1	Carbon monoxide	No limit set	Hourly average	18.7mg/m3	TGN M5	08/12/2020 10:59-12:31	3%
EP2	Oxides of nitrogen (NO and NO ₂ expressed as NO ₂)	No limit set	Hourly average	105mg/m3	TGN M5	08/12/2020 12:39-14:04	5%
EP2	Carbon monoxide	No limit set	Hourly average	17.7mg/m3	TGN M5	08/12/2020 12:39-14:04	3%
EP3	Oxides of nitrogen (NO and NO ₂ expressed as NO ₂)	No limit set	Hourly average	175mg/m3	TGN M5	08/12/2020 09:31-10:55	7%
EP3	Carbon monoxide	No limit set	Hourly average	35mg/m3	TGN M5	08/12/2020 09:31-10:55	4%

[1] The result given is the maximum value (or the minimum value in the case of a limit that is expressed as a minimum) obtained during the reporting period, expressed in the same terms as the emission limit value. Where the emission limit value is expressed as a range, the result is given as the 'minimum – maximum' measured values.

[2] Where an internationally recognised standard test method is used the reference number is given. Where another method that has been formally agreed with Natural Resources Wales is used, then the appropriate identifier is given. In other cases the principal technique is stated, for example gas chromatography.

[3] For non-continuous measurements the date and time of the sample that produced the result is given. For continuous measurements the percentage of the process operating time covered by the result is given.

[4] The uncertainty associated with the quoted result at the 95% confidence interval, unless otherwise stated.

Signed 
(Authorised to sign as representative of Operator)

Date 1/14/2021

Permit Number: EPR/BB3097ZS

Operator: Veolia Energy & Utility Services UK Plc


Facility: PB Gelatins boiler house

Form Number: WaterUsage1 / 11/01/19

Reporting of Water Usage for the year 2020

Water Source	Usage (m ³ /year)	Specific Usage (m ³ /unit output)
Mains water Grade 1/Grade 3	59m3/1351m3	
TOTAL WATER USAGE	1410m3	0.01526924536 (see comments, below)

Operator's comments : We produced 92,342,481kg of steam. The boilerhouse runs on a high percentage condensate return, backed up with process water supplied by the factory, except where the hotwell is topped up by the emergency Grade 1/Grade 3 supplies noted above. It is impossible to measure the exact water usage as the supply also provides process water to the production process, far beyond our control.

Signed 
 (authorised to sign as representative of Operator)

Date.....**1/14/2021**.....

Permit Number: EPR/BB3097ZS

Operator: Veolia Energy & Utility Services UK Plc


Facility: PB Gelatins boiler house

Form Number: Energy1 / 11/01/19

Reporting of Energy Usage for the year 2020

Energy Source	Energy Usage		Specific Usage (MWh/unit output)
	Quantity	Primary Energy (MWh)	
Natural Gas	MWh	76,618	0.8297264455 MWh/tonne of steam
Gas Oil	tonnes	0	0
TOTAL	-	76,618	

Operator's comments : Slightly higher specific usage due to a reduction in efficiency (0.3%) of the plant over 2019 figure due to higher production figures, and the resulting increase in utilisation of boiler no.2 which has no economiser fitted.
Overall Gross Efficiency of plant 93.07% for the year.

Signed 
(Authorised to sign as representative of Operator)

Date 1/14/2021

Permit Number: EPR/BB3097ZS

Operator: Veolia Energy & Utility Services UK Plc

Facility: PB Gelatins boiler house

Form Number: Performance1 / 11/01/19

Reporting of other performance indicators for the period 31/12/2019 to 31/12/2020

Parameter	Units
Steam production	tonnes 92,342

Operator's comments :
Steam production total represents a 9% increase over 2019 figure

Signed
(Authorised to sign as representative of Operator)

1/14/2021
Date.....