

Permit Number: **EPR/DP3137EG**

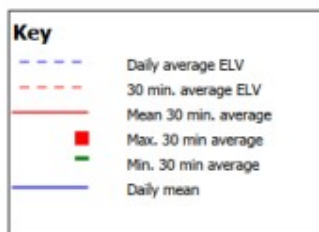
Operator: **Margam Green Energy Limited**

Facility: **Margam Green Energy Plant**

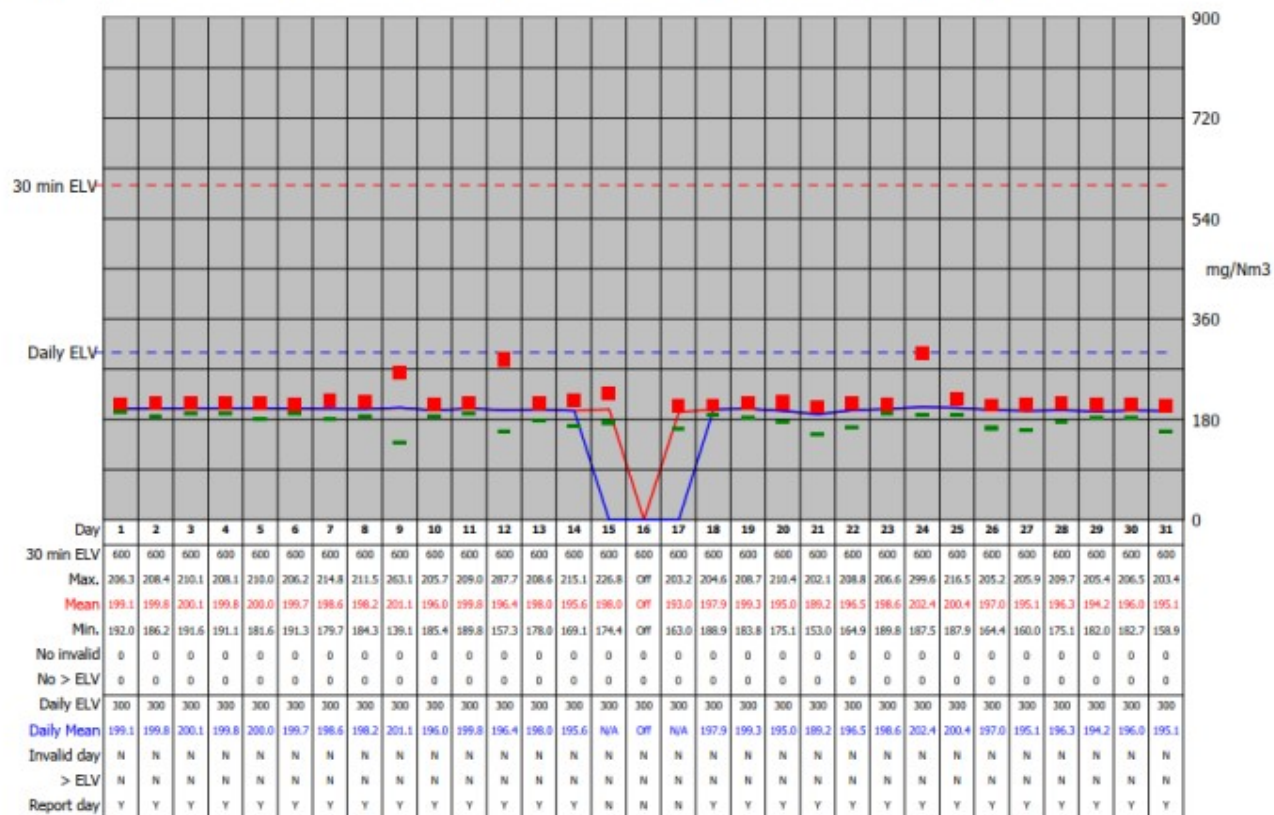
Form Number : **Air 1**

Date: **01/12/2022-31/12/2022**

### Reporting of Continuously Monitored Emissions to Air for NO<sub>x</sub> , Emission Point Report for December, 2022



95th Percentile = 205.5  
No. of valid averages = 1386



Month summary	
30 min ELV	
Monthly max.	299.6
Monthly mean	197.5
Monthly min.	139.1
Total invalid	0
Sum > ELV	0
Daily ELV	
Monthly max	202.4
No. invalid days	0
No. > ELV	0
No. report days	28

Signed .....Paul Fitzsimmons.....

Date.....26/01/2023.....

(authorised to sign as representative of **Margam Green Energy Limited**)

Permit Number: **EPR/DP3137EG**

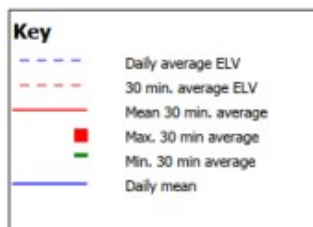
Operator: **Margam Green Energy Limited**

Facility: **Margam Green Energy Plant**

Form Number : **Air 1**

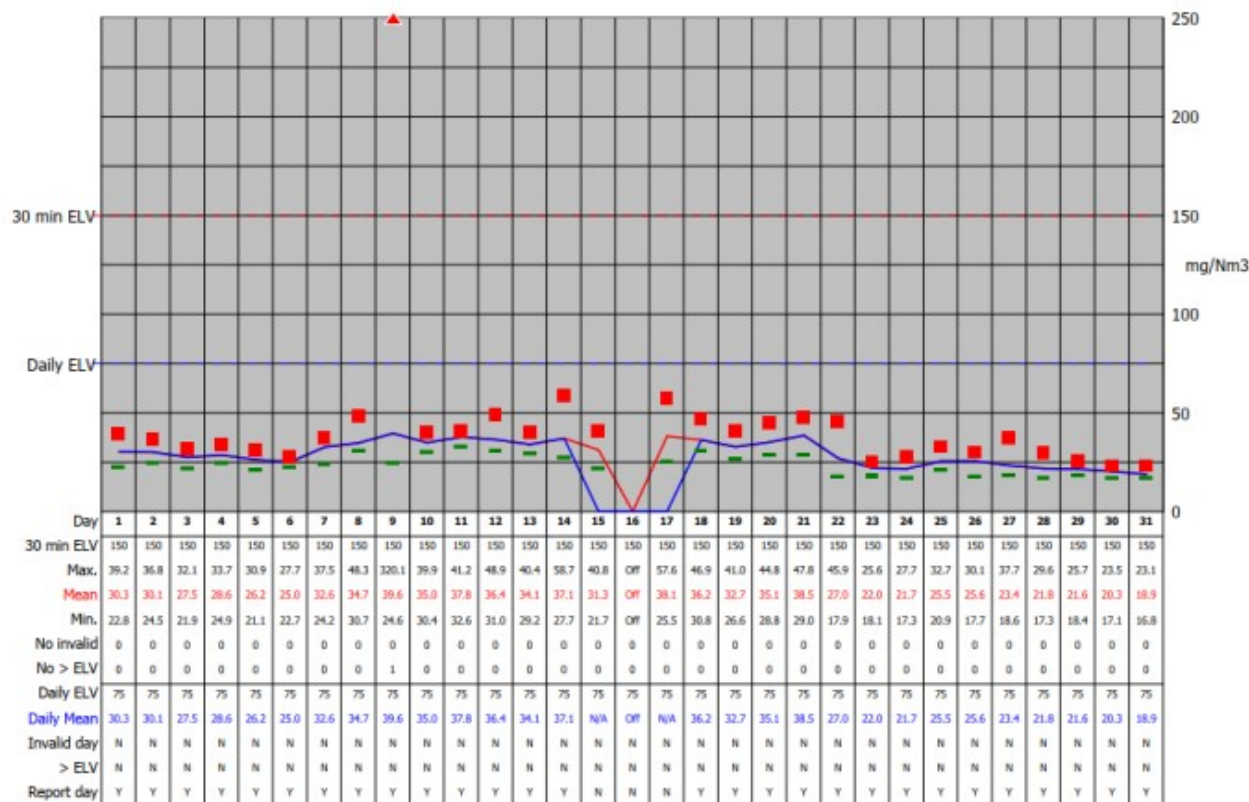
Date: **01/12/2022-31/12/2022**

### Reporting of Continuously Monitored Emissions to Air for CO, Emission Point Report for December, 2022



95th Percentile = 39.9  
No. of valid averages = 1386

Month summary	
<b>30 min ELV</b>	
Monthly max.	320.1
Monthly mean	29.7
Monthly min.	16.8
Total invalid	0
Sum > ELV	1
<b>Daily ELV</b>	
Monthly max	39.6
No. invalid days	0
No. > ELV	0
No. report days	28



Signed .....Paul Fitzsimmons.....

Date.....26/01/2023.....

(authorised to sign as representative of **Margam Green Energy Limited**)

Permit Number: **EPR/DP3137EG**

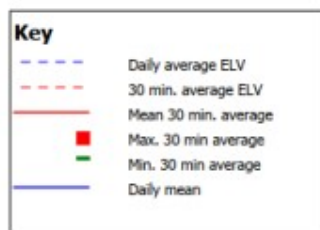
Operator: **Margam Green Energy Limited**

Facility: **Margam Green Energy Plant**

Form Number : **Air 1**

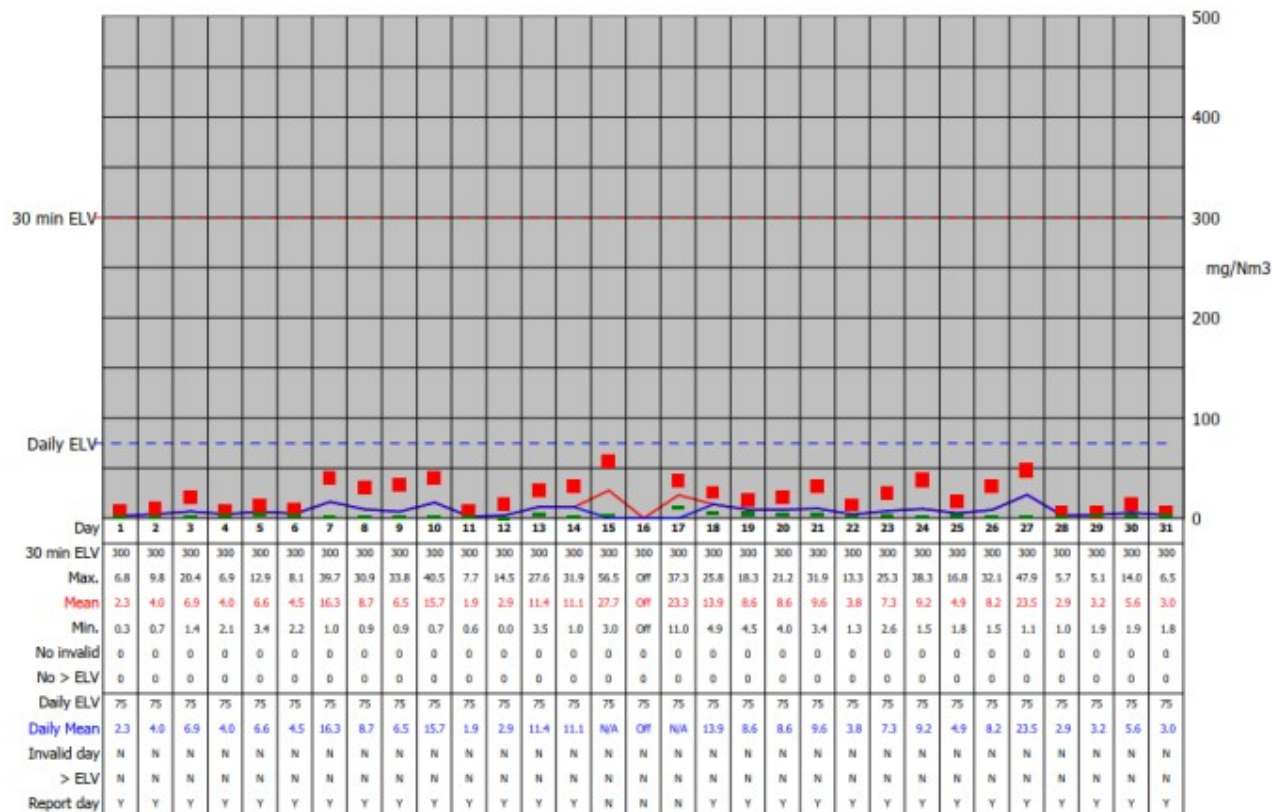
Date: **01/12/2022-31/12/2022**

### Reporting of Continuously Monitored Emissions to Air for SO<sub>2</sub>, Emission Point Report for December, 2022



95th Percentile = 29.6  
No. of valid averages = 1386

Month summary	
30 min ELV	
Monthly max.	56.5
Monthly mean	8.2
Monthly min.	0.0
Total invalid	0
Sum > ELV	0
Daily ELV	
Monthly max	23.5
No. invalid days	0
No. > ELV	0
No. report days	28



Signed .....Paul Fitzsimmons.....

Date.....26/01/2023.....

(authorised to sign as representative of **Margam Green Energy Limited**)

Permit Number: **EPR/DP3137EG**

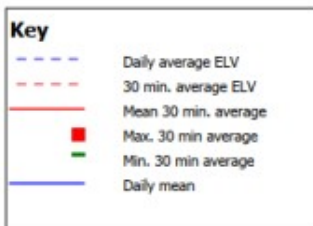
Operator: **Margam Green Energy Limited**

Facility: **Margam Green Energy Plant**

Form Number : **Air 1**

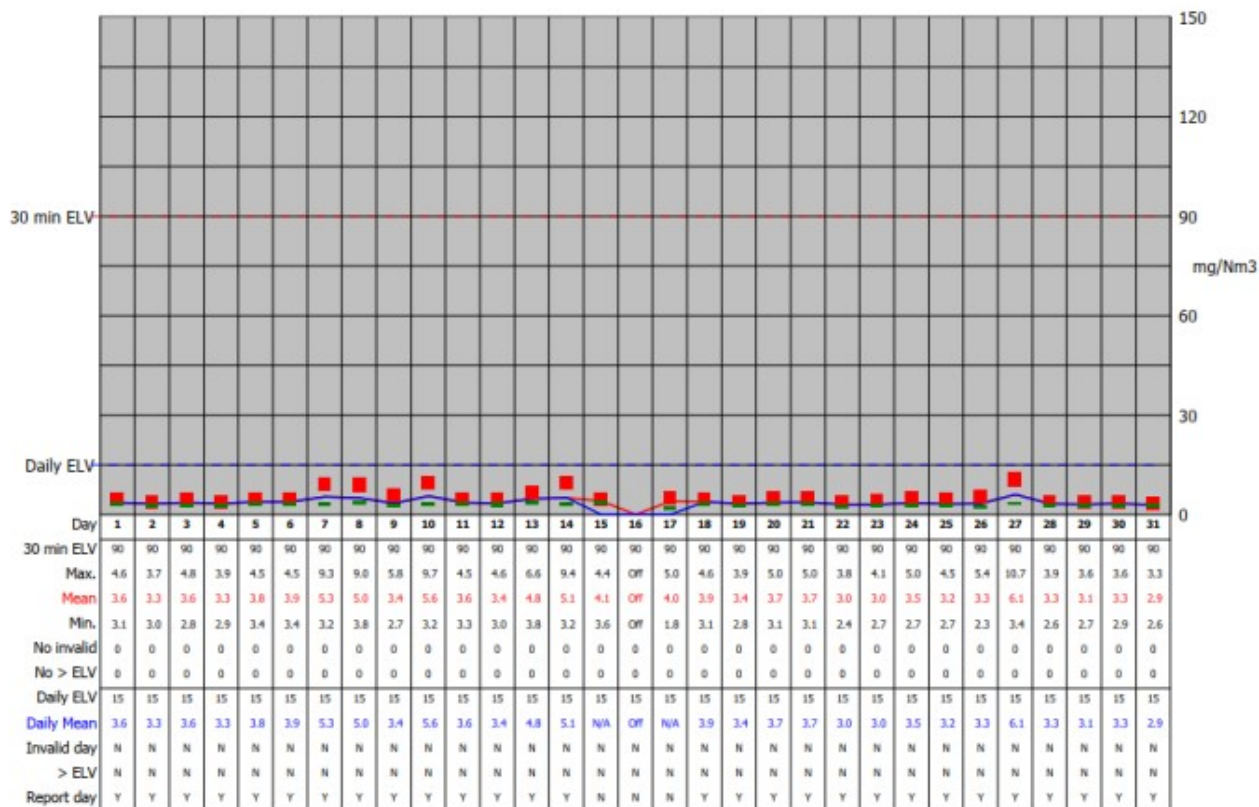
Date: **01/12/2022-31/12/2022**

### Reporting of Continuously Monitored Emissions to Air for HCl, Emission Point Report for December, 2022



95th Percentile = 6.1  
No. of valid averages = 1386

Month summary	
<b>30 min ELV</b>	
Monthly max.	10.7
Monthly mean	3.8
Monthly min.	1.8
Total invalid	0
Sum > ELV	0
<b>Daily ELV</b>	
Monthly max	6.1
No. invalid days	0
No. > ELV	0
No. report days	28



Signed .....Paul Fitzsimmons.....

Date.....26/01/2023.....

(authorised to sign as representative of **Margam Green Energy Limited**)



Permit Number: **EPR/DP3137EG**

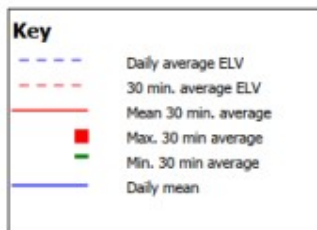
Operator: **Margam Green Energy Limited**

Facility: **Margam Green Energy Plant**

Form Number : **Air 1**

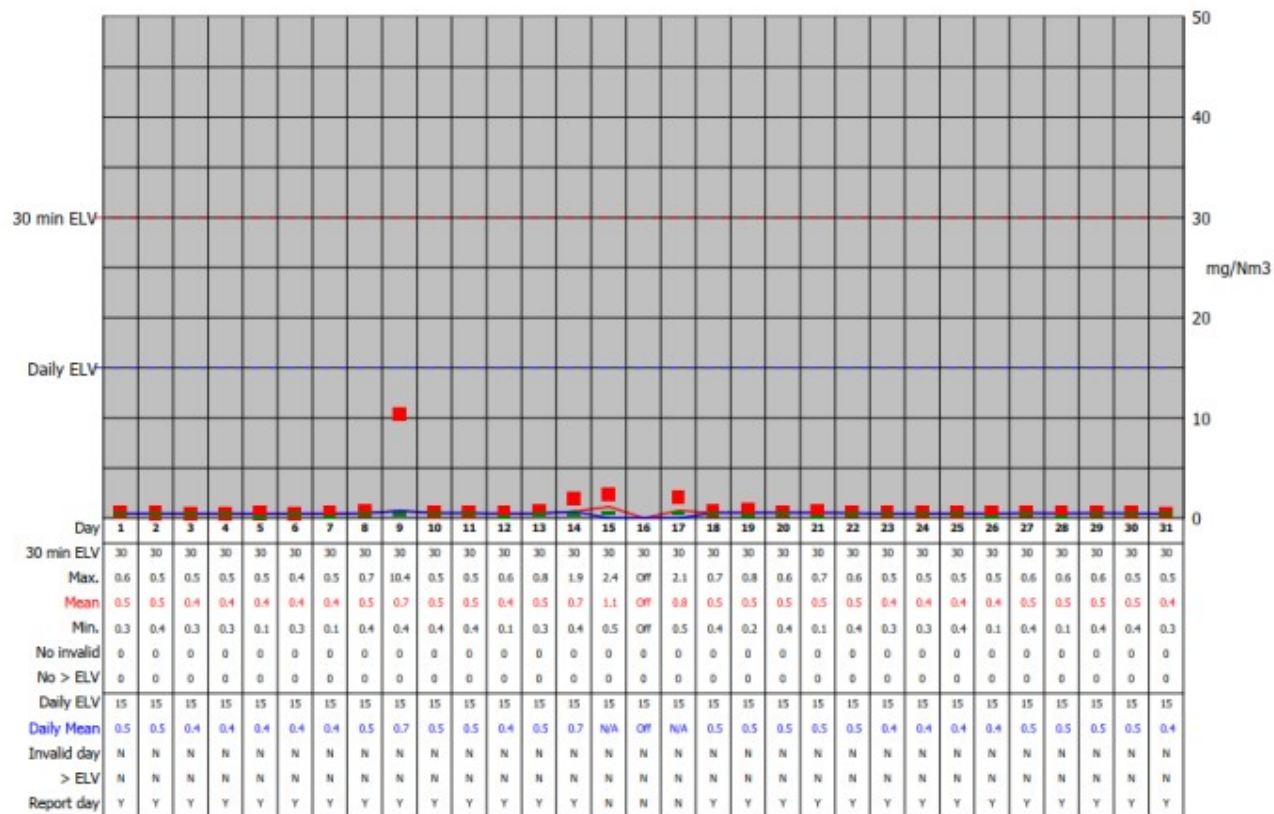
Date: **01/12/2022-31/12/2022**

### Reporting of Continuously Monitored Emissions to Air for TOC, Emission Point Report for December, 2022



95th Percentile = 0.6  
No. of valid averages = 1386

Month summary	
30 min ELV	
Monthly max.	10.4
Monthly mean	0.5
Monthly min.	0.1
Total invalid	0
Sum > ELV	0
Daily ELV	
Monthly max	0.7
No. invalid days	0
No. > ELV	0
No. report days	28



Signed .....Paul Fitzsimmons.....

Date.....26/01/2023.....

(authorised to sign as representative of **Margam Green Energy Limited**)

Permit Number: **EPR/DP3137EG**


Operator: **Margam Green Energy Limited**

Facility: **Margam Green Energy Plant**

Form Number : **Air 1**

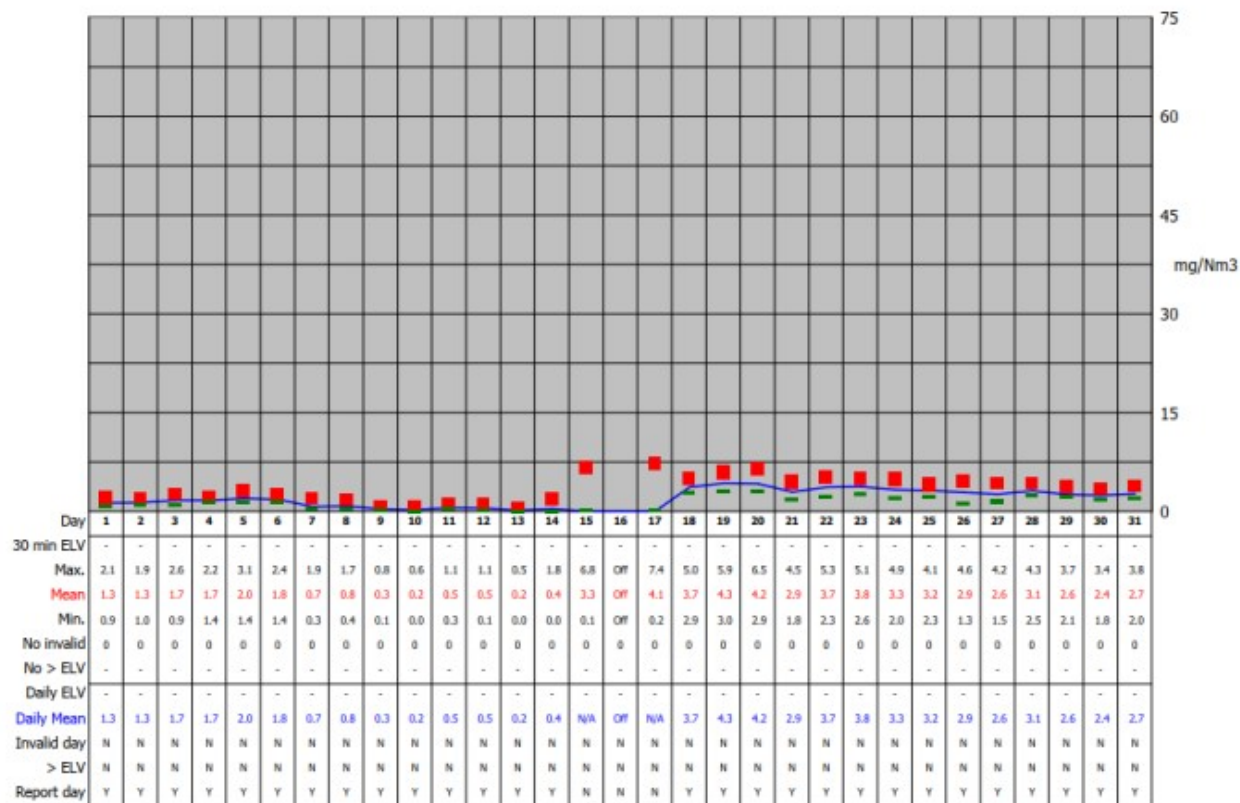
Date: **01/12/2022-31/12/2022**

### Reporting of Continuously Monitored Emissions to Air for NH<sub>3</sub>, Emission Point Report for December, 2022



95th Percentile = 4.5  
No. of valid averages = 1386

Month summary	
30 min ELV	
Monthly max.	7.4
Monthly mean	2.2
Monthly min.	0.0
Total invalid	0
Sum > ELV	0
Daily ELV	
Monthly max	4.3
No. invalid days	0
No. > ELV	0
No. report days	28



Signed .....Paul Fitzsimmons.....

Date.....26/01/2023.....

(authorised to sign as representative of **Margam Green Energy Limited**)

Permit Number: **EPR/DP3137EG**

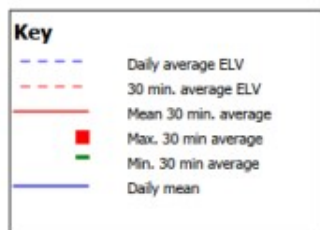
Operator: **Margam Green Energy Limited**

Facility: **Margam Green Energy Plant**

Form Number : **Air 1**

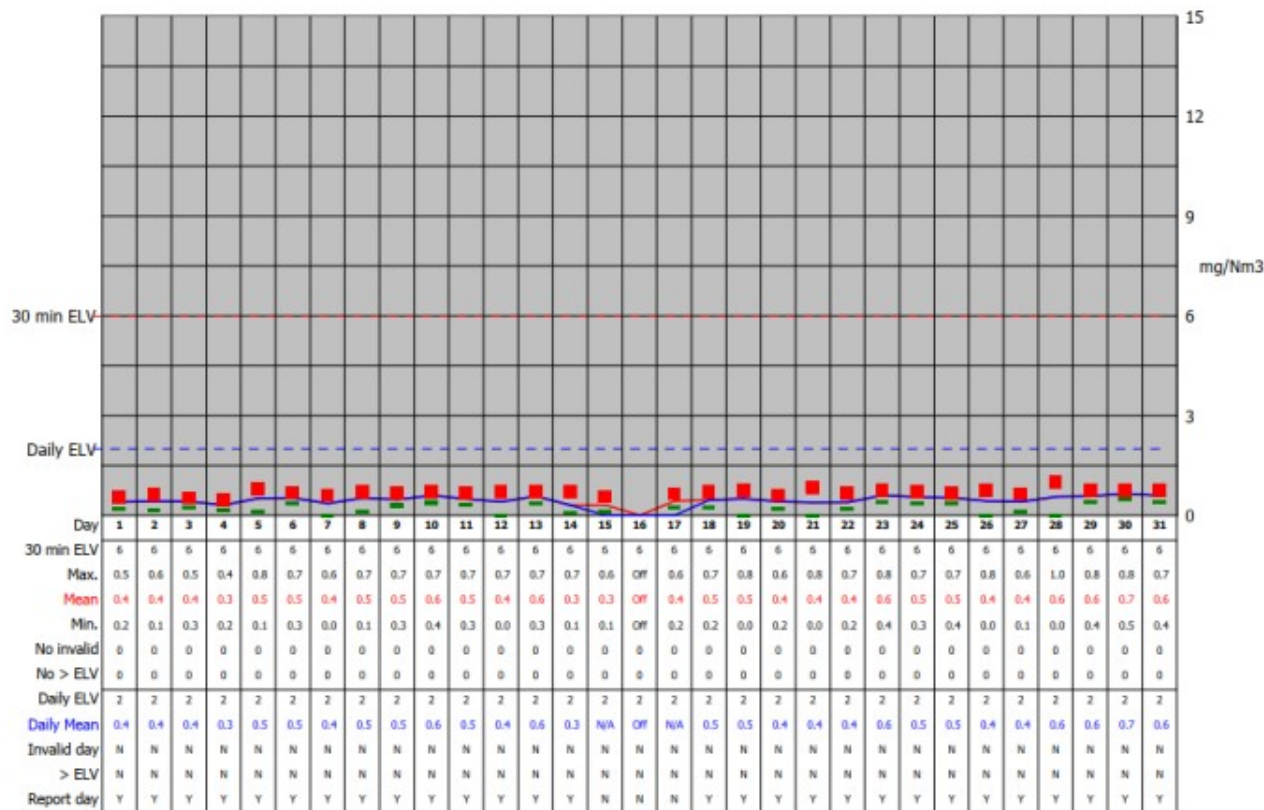
Date: **01/12/2022-31/12/2022**

### Reporting of Continuously Monitored Emissions to Air for HF, Emission Point Report for December, 2022



95th Percentile = 0.7  
No. of valid averages = 1386

Month summary	
<b>30 min ELV</b>	
Monthly max.	1.0
Monthly mean	0.5
Monthly min.	0.0
Total invalid	0
Sum > ELV	0
<b>Daily ELV</b>	
Monthly max	0.7
No. invalid days	0
No. > ELV	0
No. report days	28



Signed .....Paul Fitzsimmons.....

Date.....26/01/2023.....

(authorised to sign as representative of **Margam Green Energy Limited**)

Permit Number: **EPR/DP3137EG**

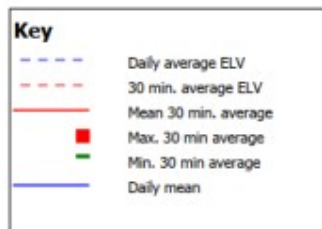
Operator: **Margam Green Energy Limited**

Facility: **Margam Green Energy Plant**

Form Number : **Air 1**

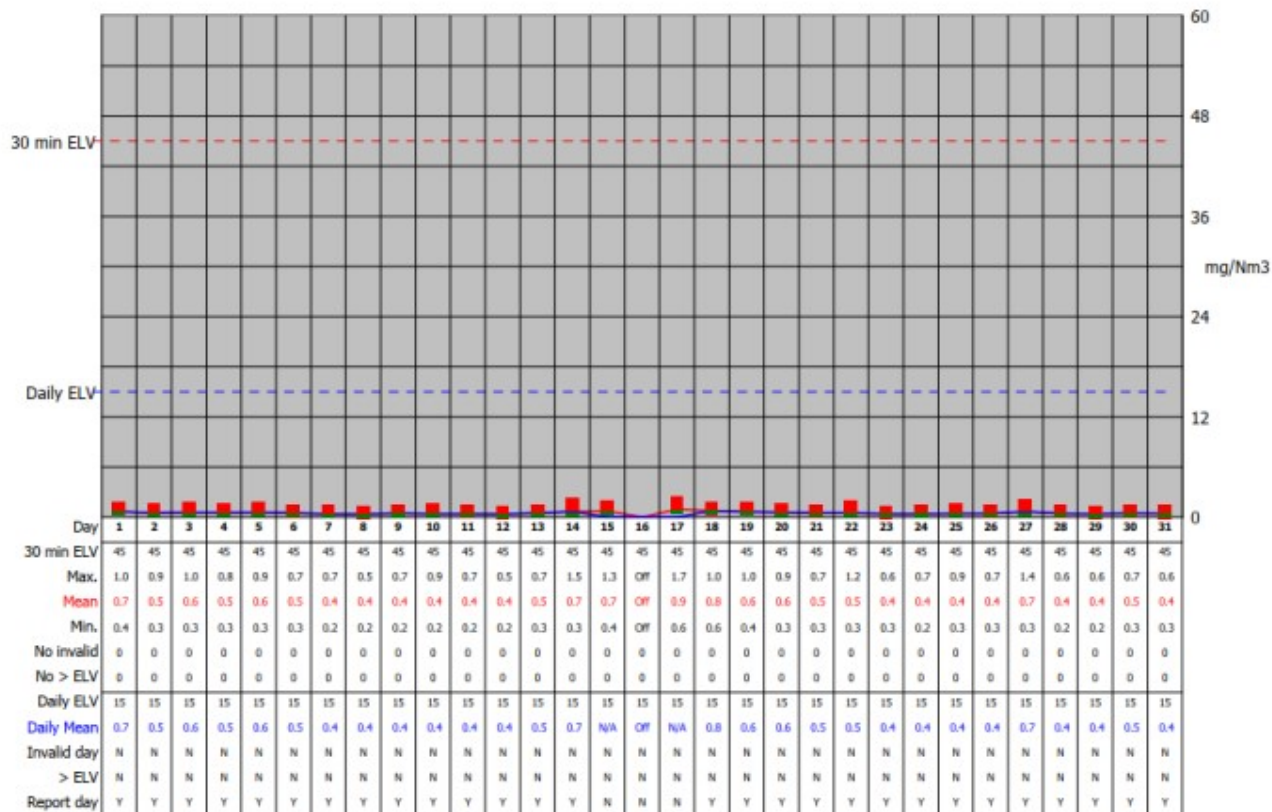
Date: **01/12/2022-31/12/2022**

### Reporting of Continuously Monitored Emissions to Air for Dust, Emission Point Report for December, 2022



95th Percentile = 0.9  
No. of valid averages = 1386

Month summary	
<b>30 min ELV</b>	
Monthly max.	1.7
Monthly mean	0.5
Monthly min.	0.2
Total invalid	0
Sum > ELV	0
<b>Daily ELV</b>	
Monthly max	0.8
No. invalid days	0
No. > ELV	0
No. report days	28



Signed .....Paul Fitzsimmons.....

Date.....26/01/2023.....

(authorised to sign as representative of **Margam Green Energy Limited**)



Permit Number: **EPR/DP3137EG**

Operator: **Margam Green Energy Limited**

Facility: **Margam Green Energy Plant**

Form Number : **Air 1**

Date: **01/12/2022-31/12/2022**