

Permit Number: **EPR/DP3137EG**

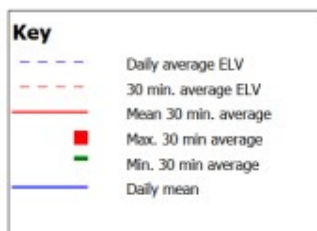
Operator: **Margam Green Energy Limited**

Facility: **Margam Green Energy Plant**

Form Number : **Air 1**

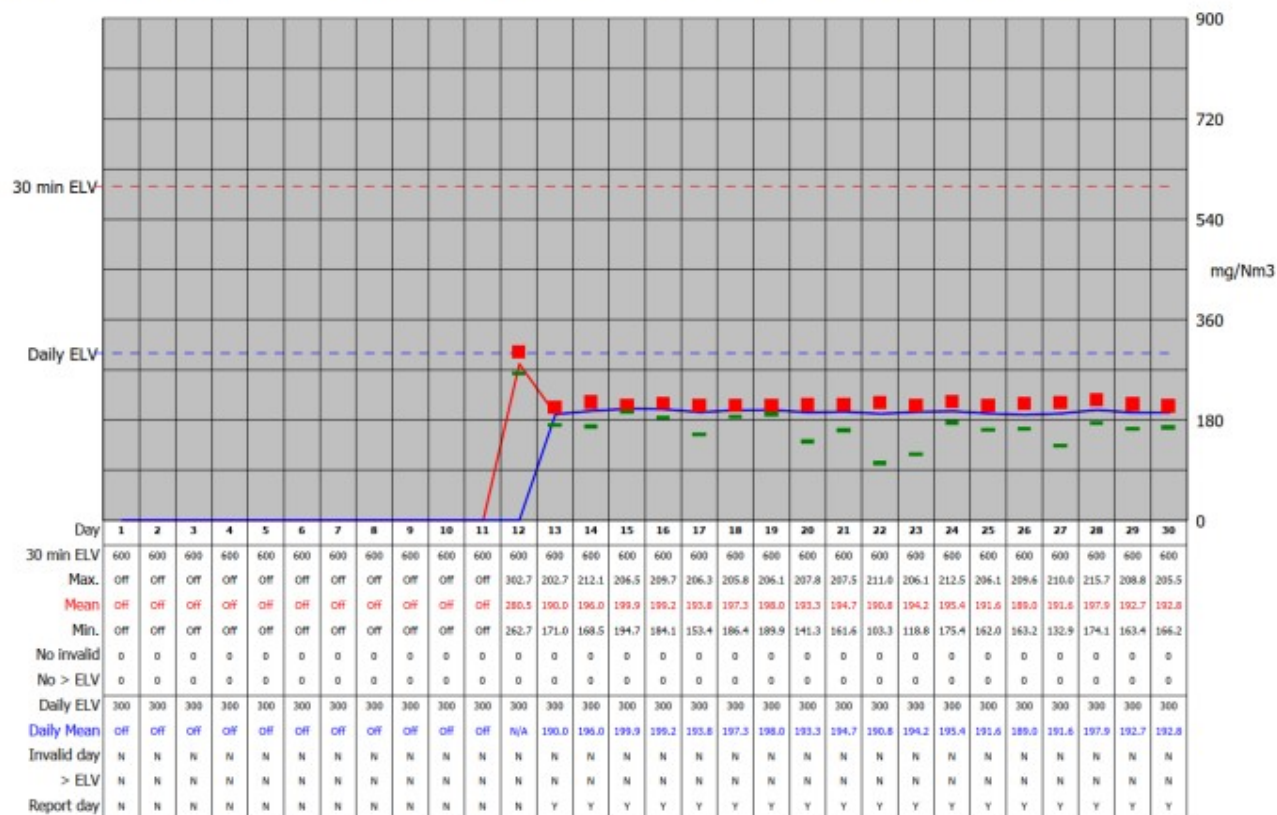
Date: **01/11/2022-30/11/2022**

### Reporting of Continuously Monitored Emissions to Air for NO<sub>x</sub> , Emission Point Report for November, 2022



95th Percentile = 205.3  
No. of valid averages = 868

Month summary	
<b>30 min ELV</b>	
Monthly max.	302.7
Monthly mean	194.7
Monthly min.	103.3
Total invalid	0
Sum > ELV	0
<b>Daily ELV</b>	
Monthly max	199.9
No. invalid days	0
No. > ELV	0
No. report days	18



Signed .....Paul Fitzsimmons.....

Date.....26/01/2023.....

(authorised to sign as representative of **Margam Green Energy Limited**)

Permit Number: **EPR/DP3137EG**

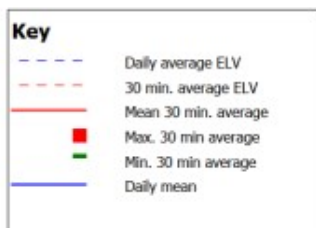
Operator: **Margam Green Energy Limited**

Facility: **Margam Green Energy Plant**

Form Number : **Air 1**

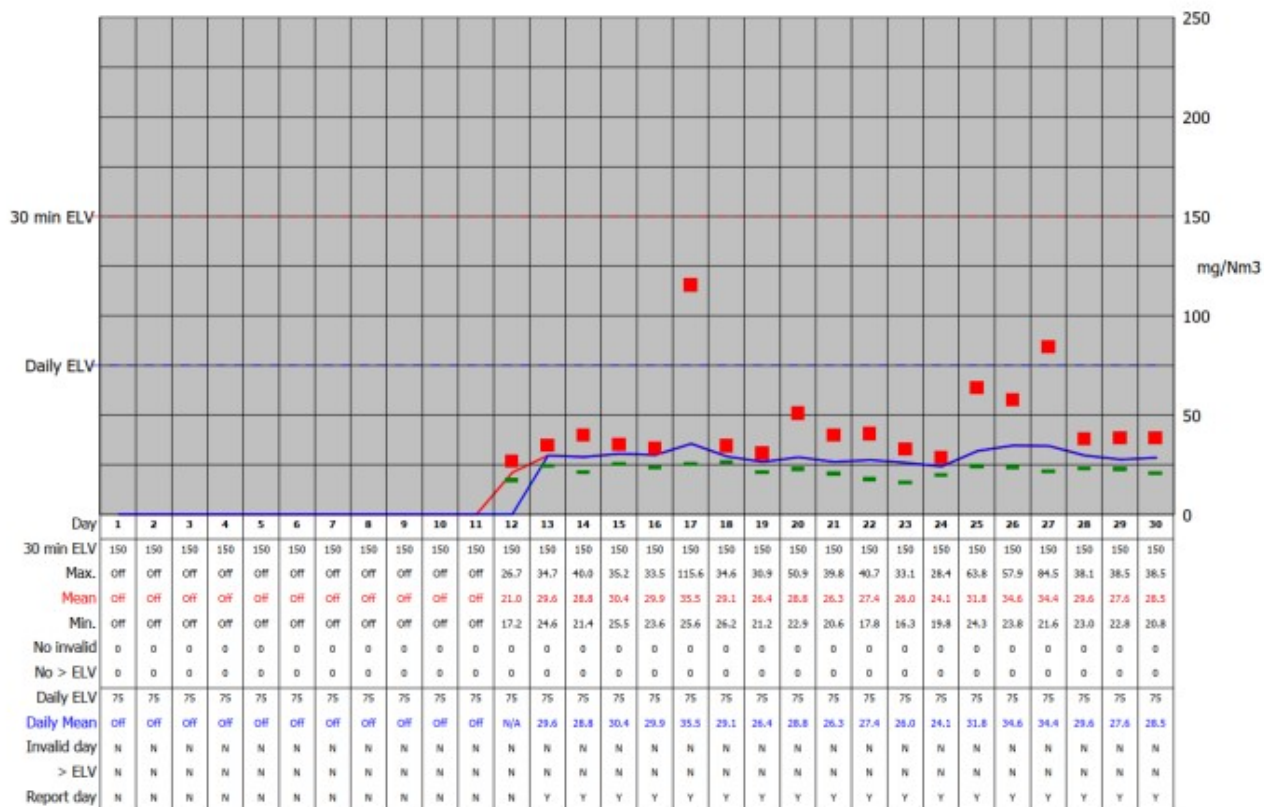
Date: **01/11/2022-30/11/2022**

### Reporting of Continuously Monitored Emissions to Air for CO, Emission Point Report for November, 2022



95th Percentile = 37.4  
No. of valid averages = 868

Month summary	
<b>30 min ELV</b>	
Monthly max.	115.6
Monthly mean	29.3
Monthly min.	16.3
Total invalid	0
Sum > ELV	0
<b>Daily ELV</b>	
Monthly max	35.5
No. invalid days	0
No. > ELV	0
No. report days	18



Signed .....Paul Fitzsimmons.....

Date.....26/01/2023.....

(authorised to sign as representative of **Margam Green Energy Limited**)

Permit Number: **EPR/DP3137EG**

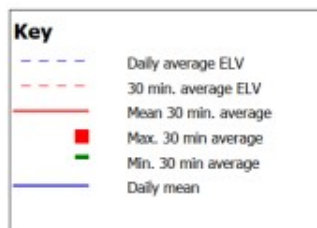
Operator: **Margam Green Energy Limited**

Facility: **Margam Green Energy Plant**

Form Number : **Air 1**

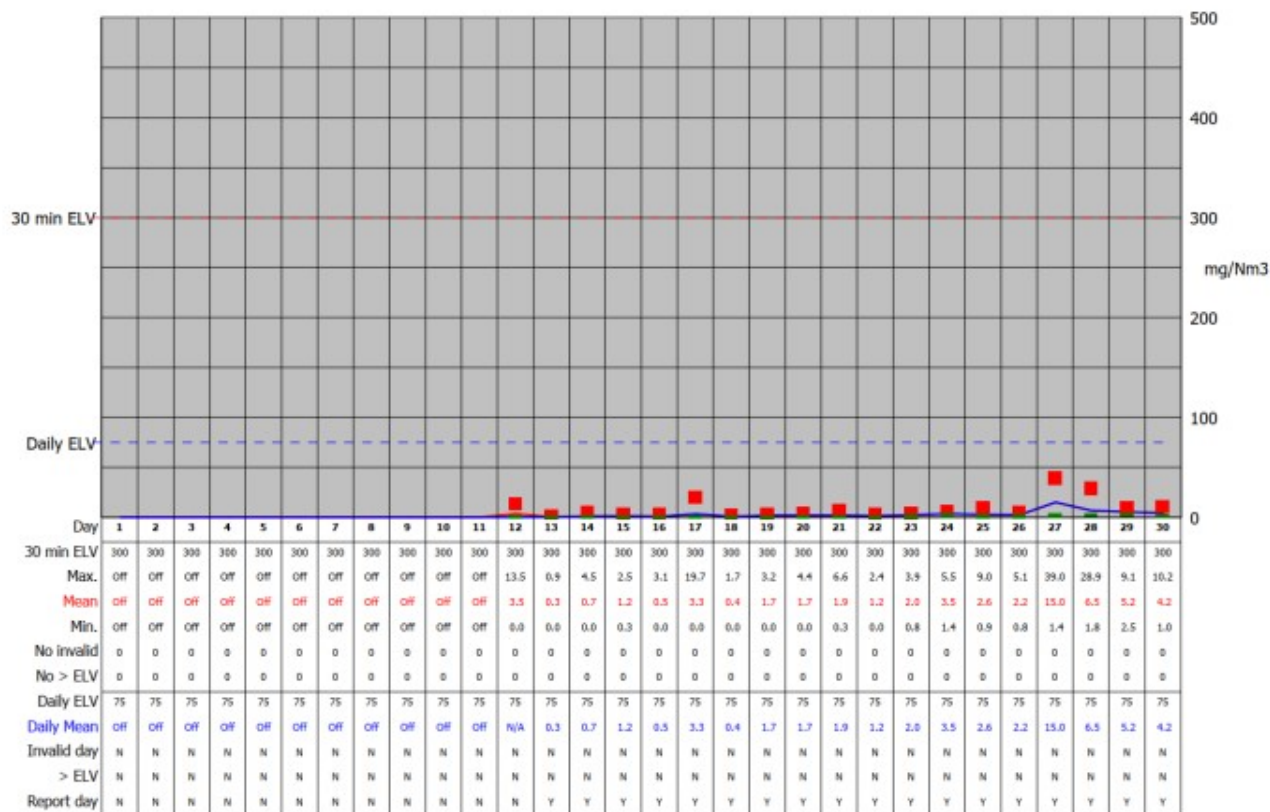
Date: **01/11/2022-30/11/2022**

### Reporting of Continuously Monitored Emissions to Air for SO<sub>2</sub>, Emission Point Report for November, 2022



95th Percentile = 8.3  
No. of valid averages = 868

Month summary	
<b>30 min ELV</b>	
Monthly max.	39.0
Monthly mean	3.0
Monthly min.	0.0
Total invalid	0
Sum > ELV	0
<b>Daily ELV</b>	
Monthly max	15.0
No. invalid days	0
No. > ELV	0
No. report days	18



Signed .....Paul Fitzsimmons.....

Date.....26/01/2023.....

(authorised to sign as representative of **Margam Green Energy Limited**)

Permit Number: **EPR/DP3137EG**

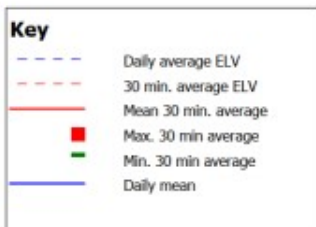
Operator: **Margam Green Energy Limited**

Facility: **Margam Green Energy Plant**

Form Number : **Air 1**

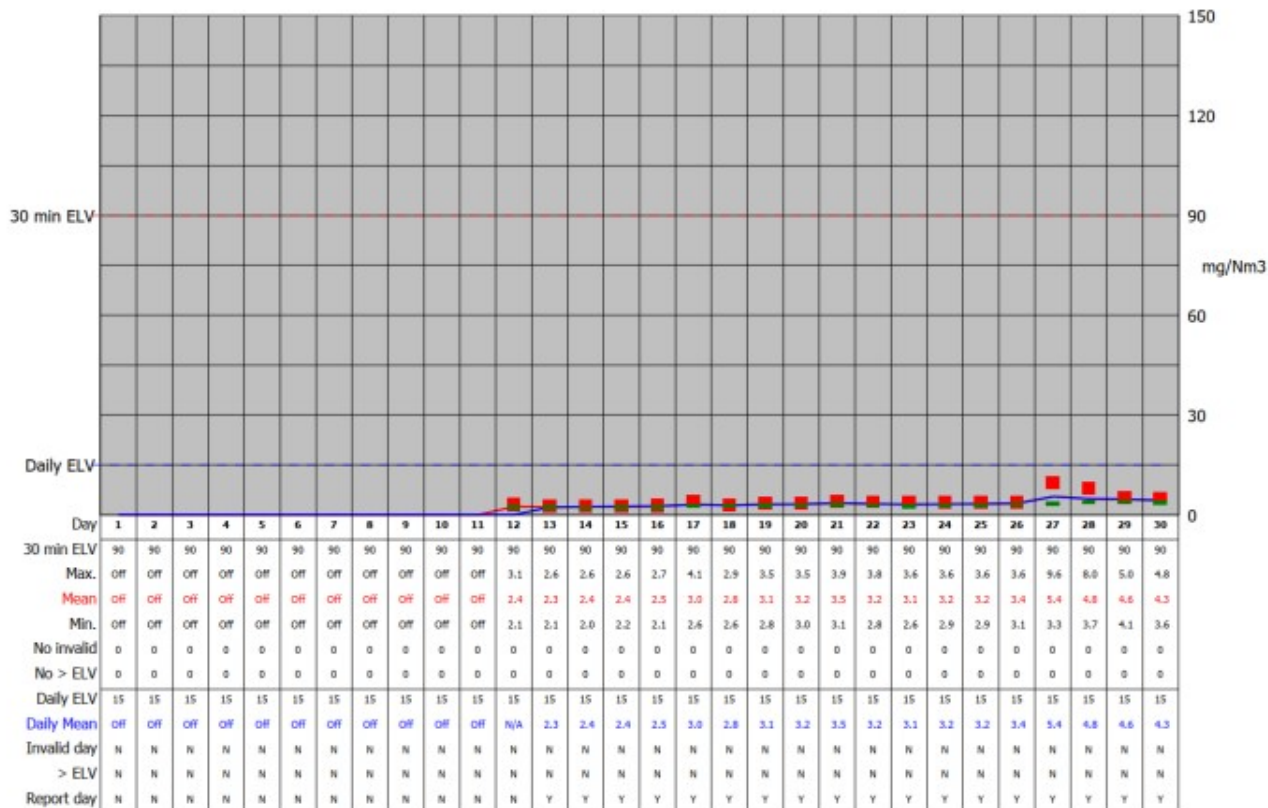
Date: **01/11/2022-30/11/2022**

### Reporting of Continuously Monitored Emissions to Air for HCl, Emission Point Report for November, 2022



95th Percentile = 4.9  
No. of valid averages = 868

Month summary	
<b>30 min ELV</b>	
Monthly max.	9.6
Monthly mean	3.4
Monthly min.	2.0
Total invalid	0
Sum > ELV	0
<b>Daily ELV</b>	
Monthly max	5.4
No. invalid days	0
No. > ELV	0
No. report days	18



Signed .....Paul Fitzsimmons.....

Date.....26/01/2023.....

(authorised to sign as representative of **Margam Green Energy Limited**)



Permit Number: **EPR/DP3137EG**


Operator: **Margam Green Energy Limited**

Facility: **Margam Green Energy Plant**

Form Number : **Air 1**

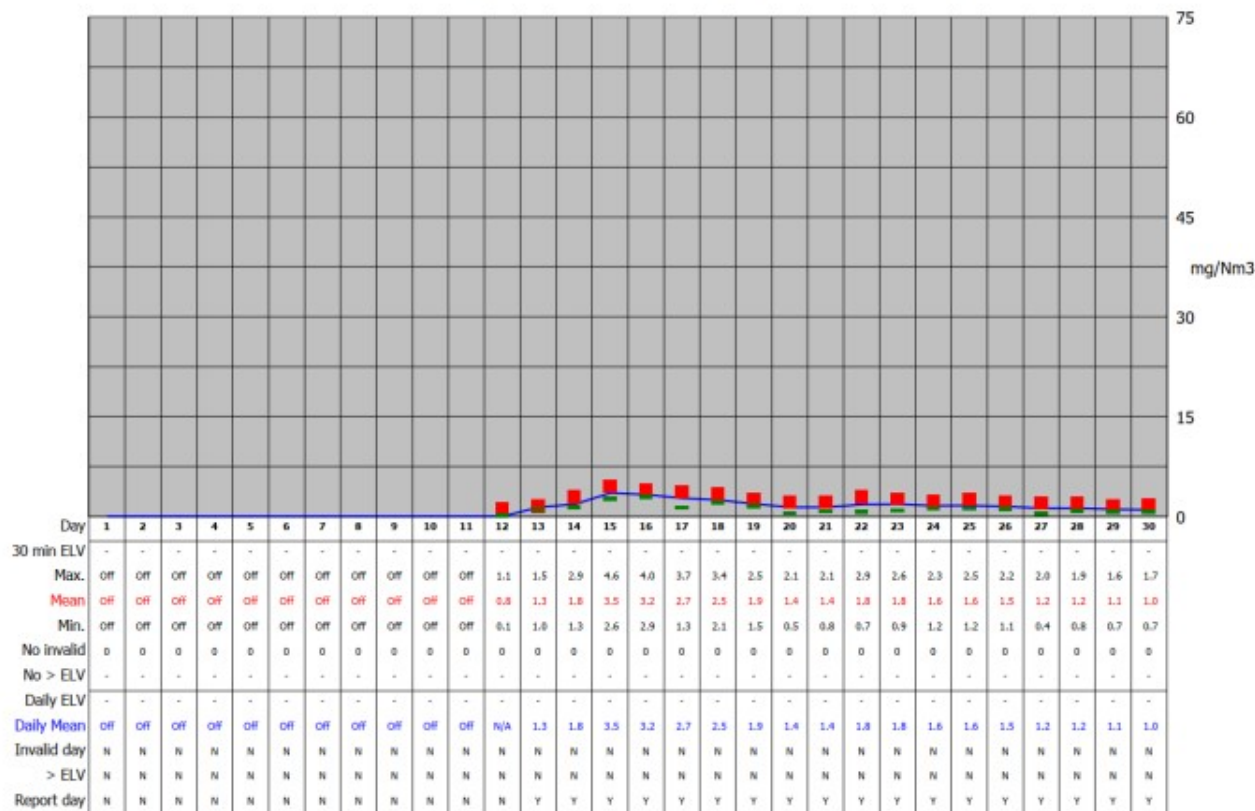
Date: **01/11/2022-30/11/2022**

### Reporting of Continuously Monitored Emissions to Air for NH<sub>3</sub> , Emission Point Report for November, 2022



95th Percentile = 3.3  
No. of valid averages = 868

Month summary	
30 min ELV	
Monthly max.	4.6
Monthly mean	1.8
Monthly min.	0.1
Total invalid	0
Sum > ELV	0
Daily ELV	
Monthly max	3.5
No. invalid days	0
No. > ELV	0
No. report days	18



Signed .....Paul Fitzsimmons.....

Date.....26/01/2023.....

(authorised to sign as representative of **Margam Green Energy Limited**)

Permit Number: **EPR/DP3137EG**

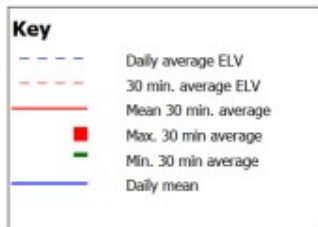
Operator: **Margam Green Energy Limited**

Facility: **Margam Green Energy Plant**

Form Number : **Air 1**

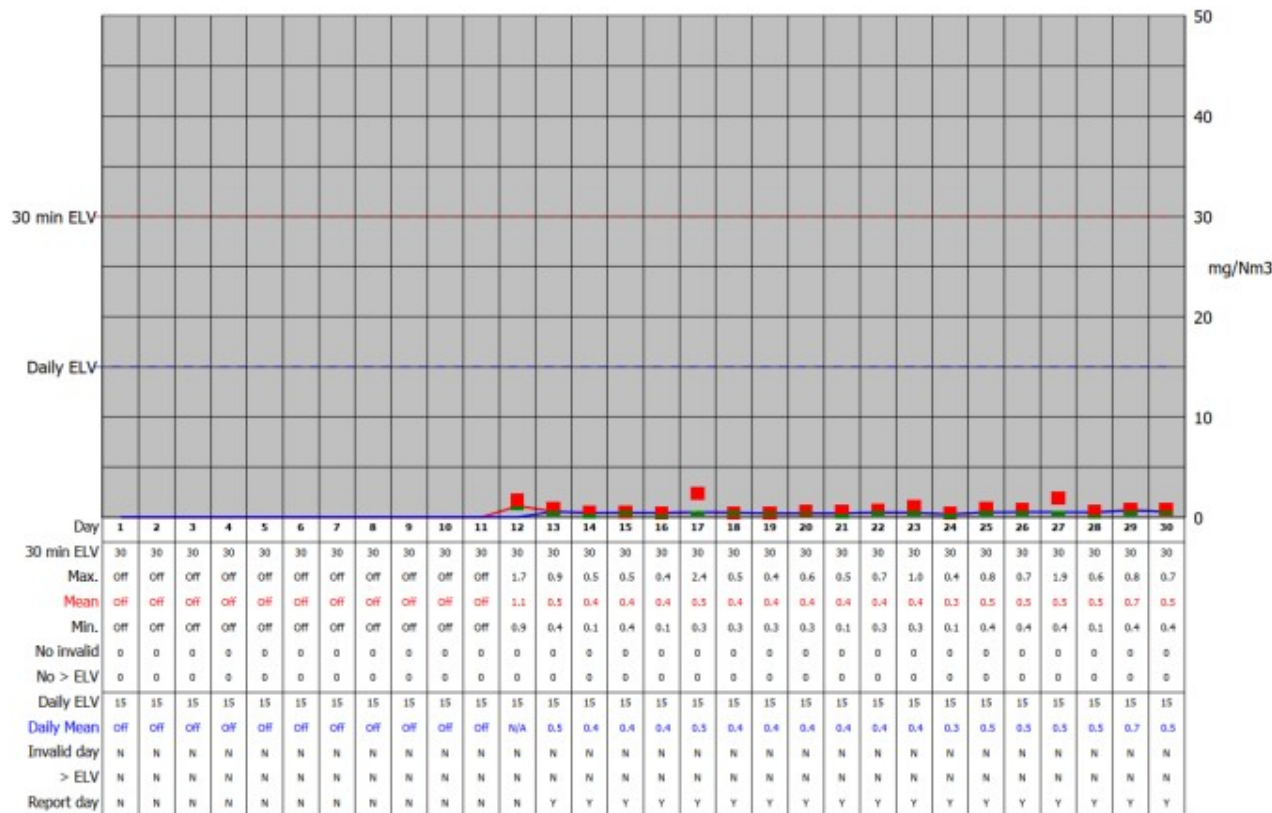
Date: **01/11/2022-30/11/2022**

### Reporting of Continuously Monitored Emissions to Air for TOC, Emission Point Report for November, 2022



95th Percentile = 0.7  
No. of valid averages = 868

Month summary	
<b>30 min ELV</b>	
Monthly max.	2.4
Monthly mean	0.5
Monthly min.	0.1
Total invalid	0
Sum > ELV	0
<b>Daily ELV</b>	
Monthly max	0.7
No. invalid days	0
No. > ELV	0
No. report days	18



Signed .....Paul Fitzsimmons.....

Date.....26/01/2023.....

(authorised to sign as representative of **Margam Green Energy Limited**)

Permit Number: **EPR/DP3137EG**

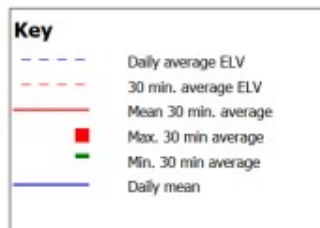
Operator: **Margam Green Energy Limited**

Facility: **Margam Green Energy Plant**

Form Number : **Air 1**

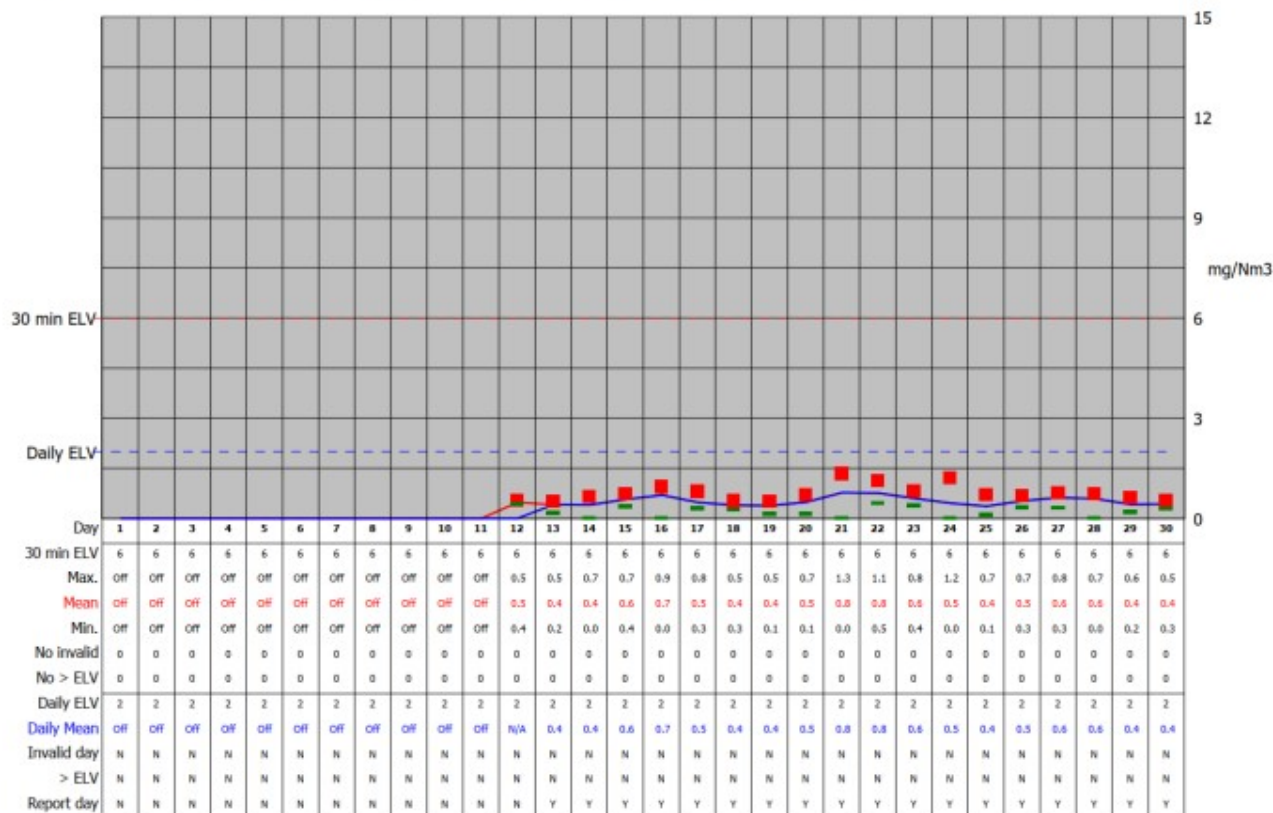
Date: **01/11/2022-30/11/2022**

### Reporting of Continuously Monitored Emissions to Air for HF, Emission Point Report for November, 2022



95th Percentile = 0.9  
No. of valid averages = 868

Month summary	
<b>30 min ELV</b>	
Monthly max.	1.3
Monthly mean	0.5
Monthly min.	0.0
Total invalid	0
Sum > ELV	0
<b>Daily ELV</b>	
Monthly max	0.8
No. invalid days	0
No. > ELV	0
No. report days	18



Signed .....Paul Fitzsimmons.....

Date.....26/01/2023.....

(authorised to sign as representative of **Margam Green Energy Limited**)

Permit Number: **EPR/DP3137EG**

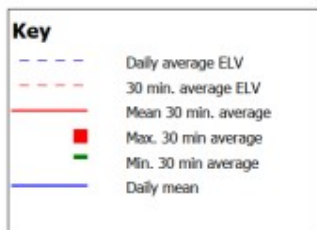
Operator: **Margam Green Energy Limited**

Facility: **Margam Green Energy Plant**

Form Number : **Air 1**

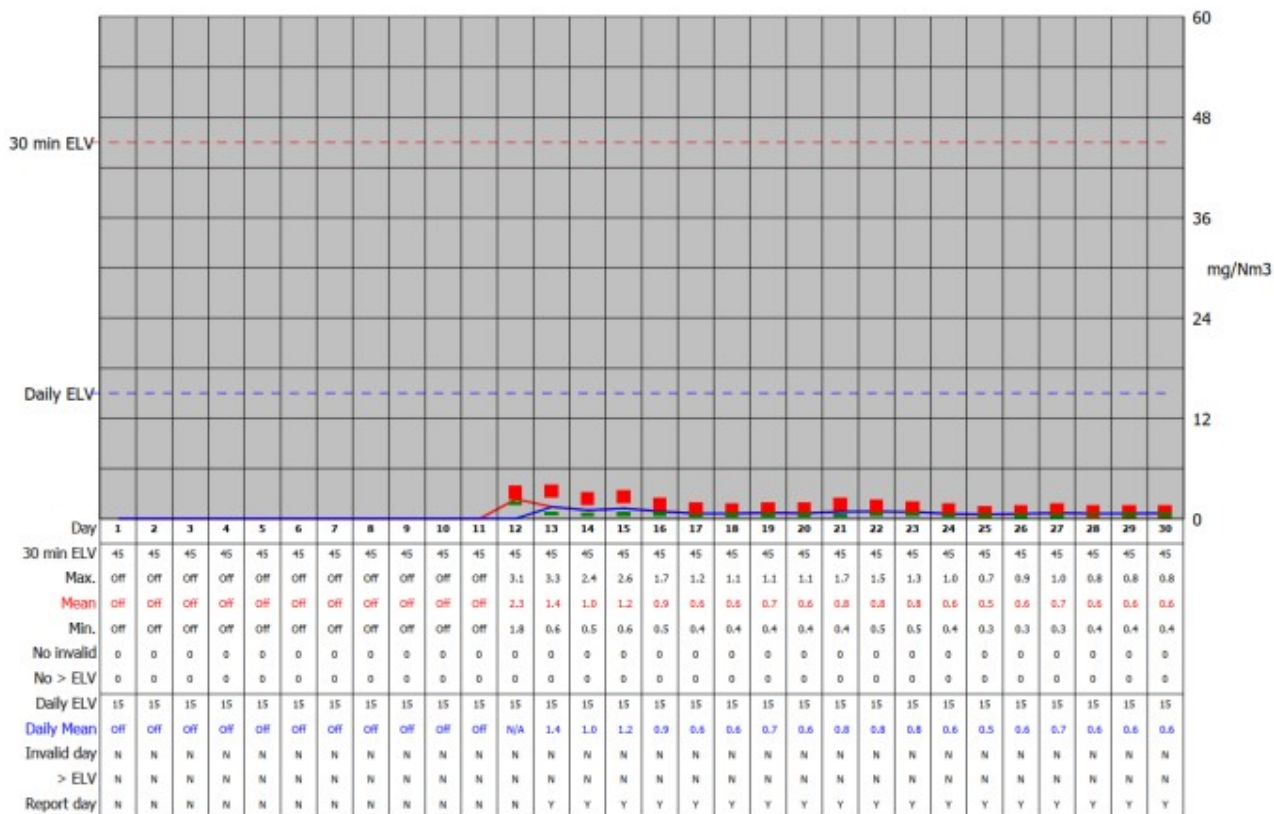
Date: **01/11/2022-30/11/2022**

### Reporting of Continuously Monitored Emissions to Air for Dust, Emission Point Report for November, 2022



95th Percentile = 1.5  
No. of valid averages = 868

Month summary	
30 min ELV	
Monthly max.	3.3
Monthly mean	0.8
Monthly min.	0.3
Total invalid	0
Sum > ELV	0
Daily ELV	
Monthly max	1.4
No. invalid days	0
No. > ELV	0
No. report days	18



Signed .....Paul Fitzsimmons.....

Date.....26/01/2023.....

(authorised to sign as representative of **Margam Green Energy Limited**)



Permit Number: **EPR/DP3137EG**

Operator: **Margam Green Energy Limited**

Facility: **Margam Green Energy Plant**

Form Number : **Air 1**

Date: **01/11/2022-30/11/2022**