

Permit Number: **EPR/DP3137EG**

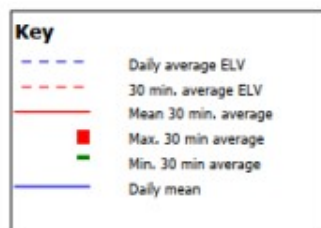
Operator: **Margam Green Energy Limited**

Facility: **Margam Green Energy Plant**

Form Number : **Air 1**

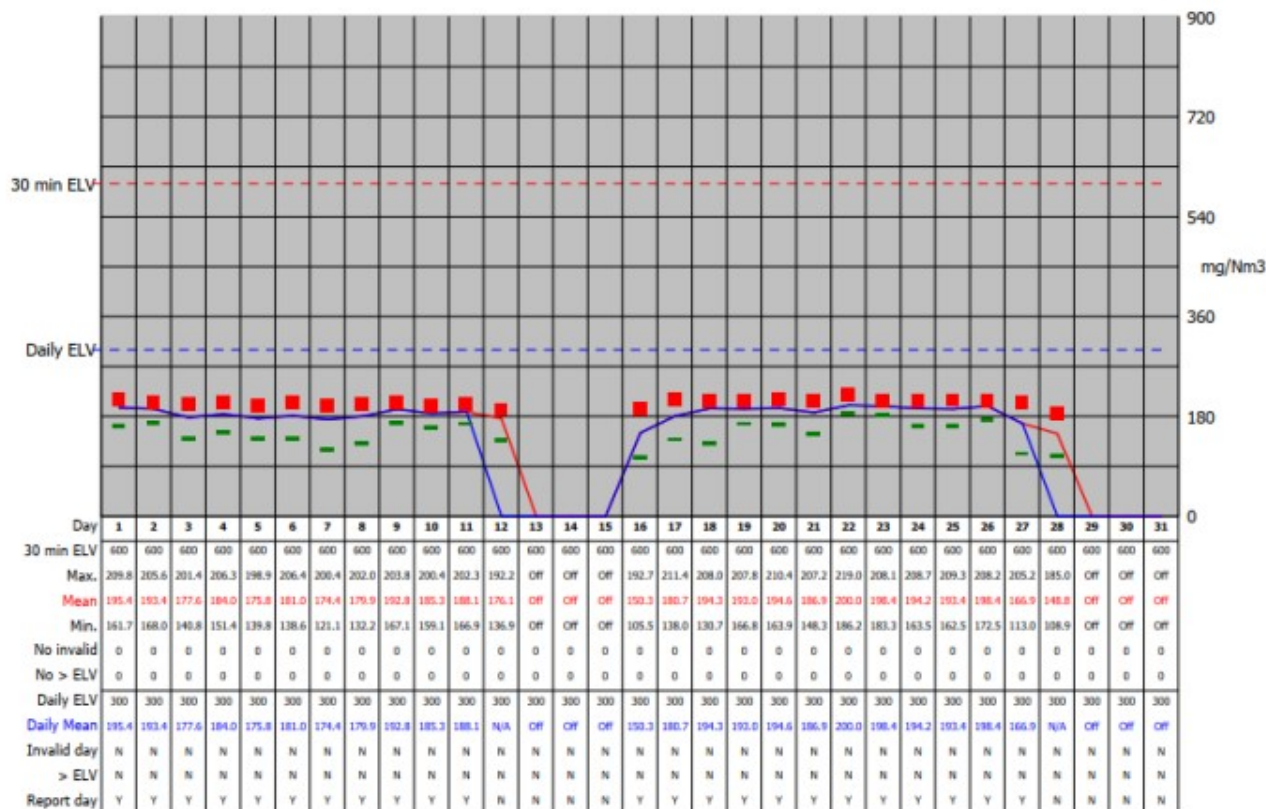
Date: **01/10/2022-31/10/2022**

Reporting of Continuously Monitored Emissions to Air for NO_x, Emission Point Report for October, 2022



95th Percentile = 205.0
No. of valid averages = 1155

Month summary	
30 min ELV	
Monthly max.	219.0
Monthly mean	185.0
Monthly min.	105.5
Total invalid	0
Sum > ELV	0
Daily ELV	
Monthly max	200.0
No. invalid days	0
No. > ELV	0
No. report days	23



SignedPaul Fitzsimmons.....

Date.....26/01/2023.....

(authorised to sign as representative of **Margam Green Energy Limited**)

Permit Number: **EPR/DP3137EG**

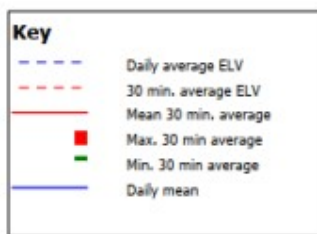
Operator: **Margam Green Energy Limited**

Facility: **Margam Green Energy Plant**

Form Number : **Air 1**

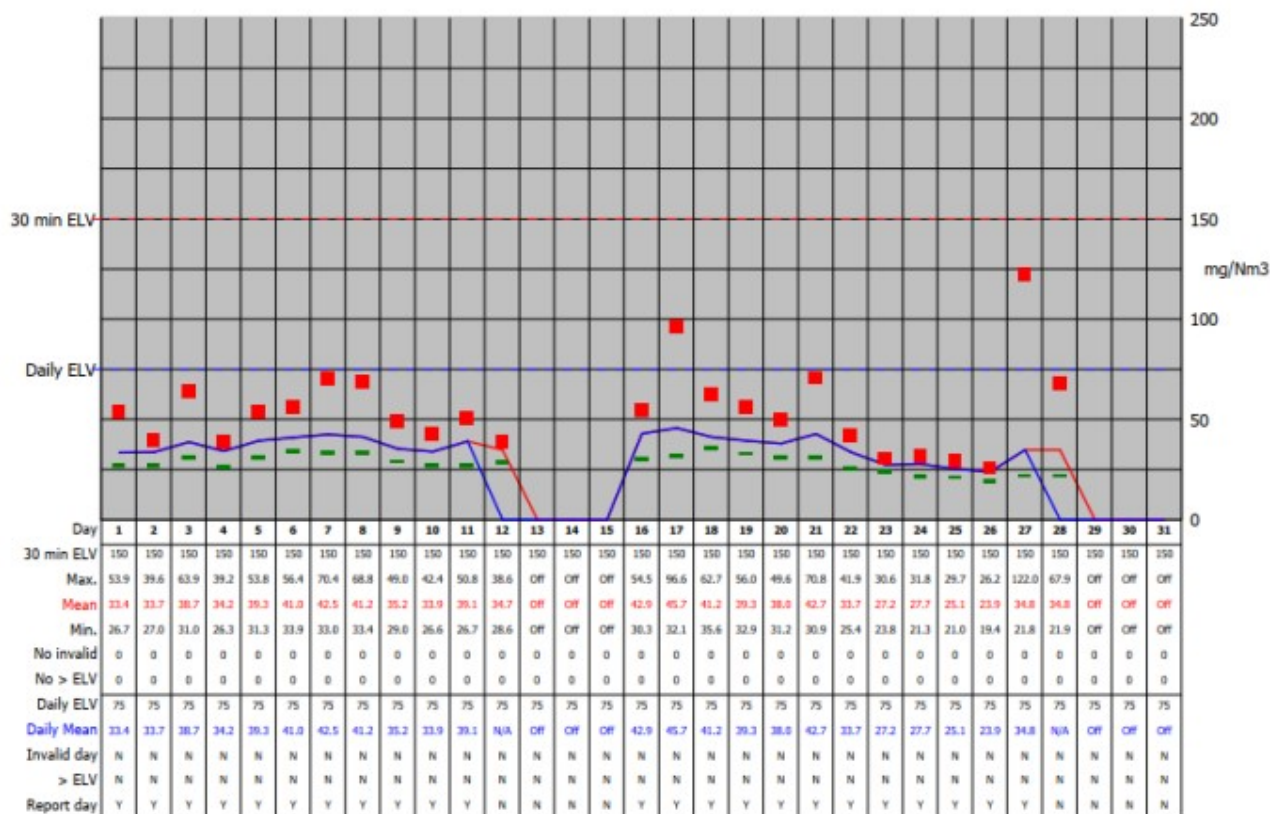
Date: **01/10/2022-31/10/2022**

Reporting of Continuously Monitored Emissions to Air for CO, Emission Point Report for October, 2022



95th Percentile = 49.8
No. of valid averages = 1155

Month summary		
30 min ELV		
Monthly max.	122.0	
Monthly mean	36.2	
Monthly min.	19.4	
Total invalid	0	
Sum > ELV	0	
Daily ELV		
Monthly max	45.7	
No. invalid days	0	
No. > ELV	0	
No. report days	23	



SignedPaul Fitzsimmons.....

Date.....26/01/2023.....

(authorised to sign as representative of **Margam Green Energy Limited**)

Permit Number: **EPR/DP3137EG**

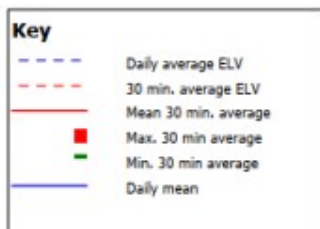
Operator: **Margam Green Energy Limited**

Facility: **Margam Green Energy Plant**

Form Number : **Air 1**

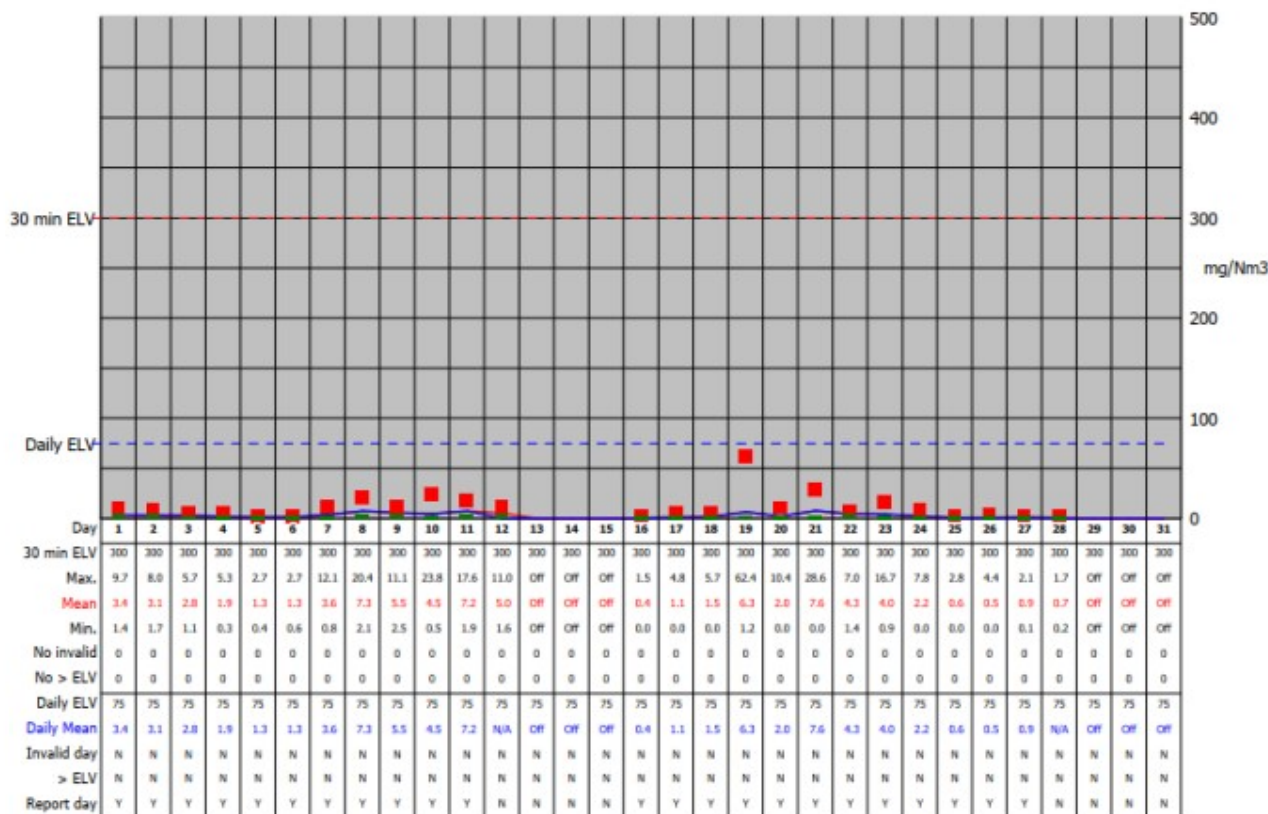
Date: **01/10/2022-31/10/2022**

Reporting of Continuously Monitored Emissions to Air for SO₂ , Emission Point Report for October, 2022



95th Percentile = 10.2
No. of valid averages = 1155

Month summary	
30 min ELV	
Monthly max.	62.4
Monthly mean	3.2
Monthly min.	0.0
Total invalid	0
Sum > ELV	0
Daily ELV	
Monthly max	7.6
No. invalid days	0
No. > ELV	0
No. report days	23



SignedPaul Fitzsimmons.....

Date.....26/01/2023.....

(authorised to sign as representative of **Margam Green Energy Limited**)

Permit Number: **EPR/DP3137EG**

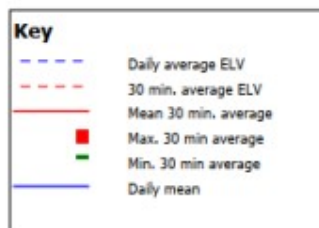
Operator: **Margam Green Energy Limited**

Facility: **Margam Green Energy Plant**

Form Number : **Air 1**

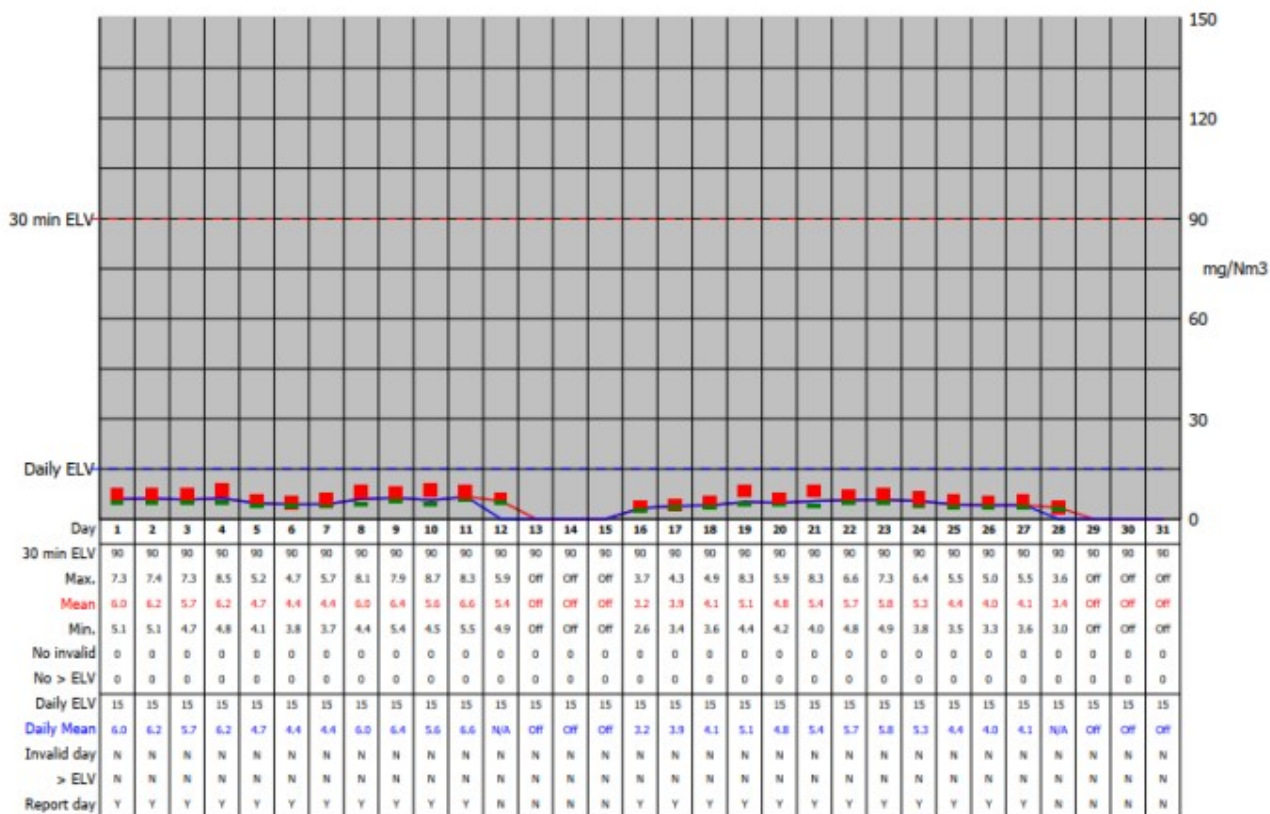
Date: **01/10/2022-31/10/2022**

Reporting of Continuously Monitored Emissions to Air for HCl, Emission Point Report for October, 2022



95th Percentile = 7.1
No. of valid averages = 1155

Month summary	
30 min ELV	
Monthly max.	8.7
Monthly mean	5.1
Monthly min.	2.6
Total invalid	0
Sum > ELV	0
Daily ELV	
Monthly max	6.6
No. invalid days	0
No. > ELV	0
No. report days	23



SignedPaul Fitzsimmons.....

Date.....26/01/2023.....

(authorised to sign as representative of **Margam Green Energy Limited**)

Permit Number: **EPR/DP3137EG**


Operator: **Margam Green Energy Limited**

Facility: **Margam Green Energy Plant**

Form Number : **Air 1**

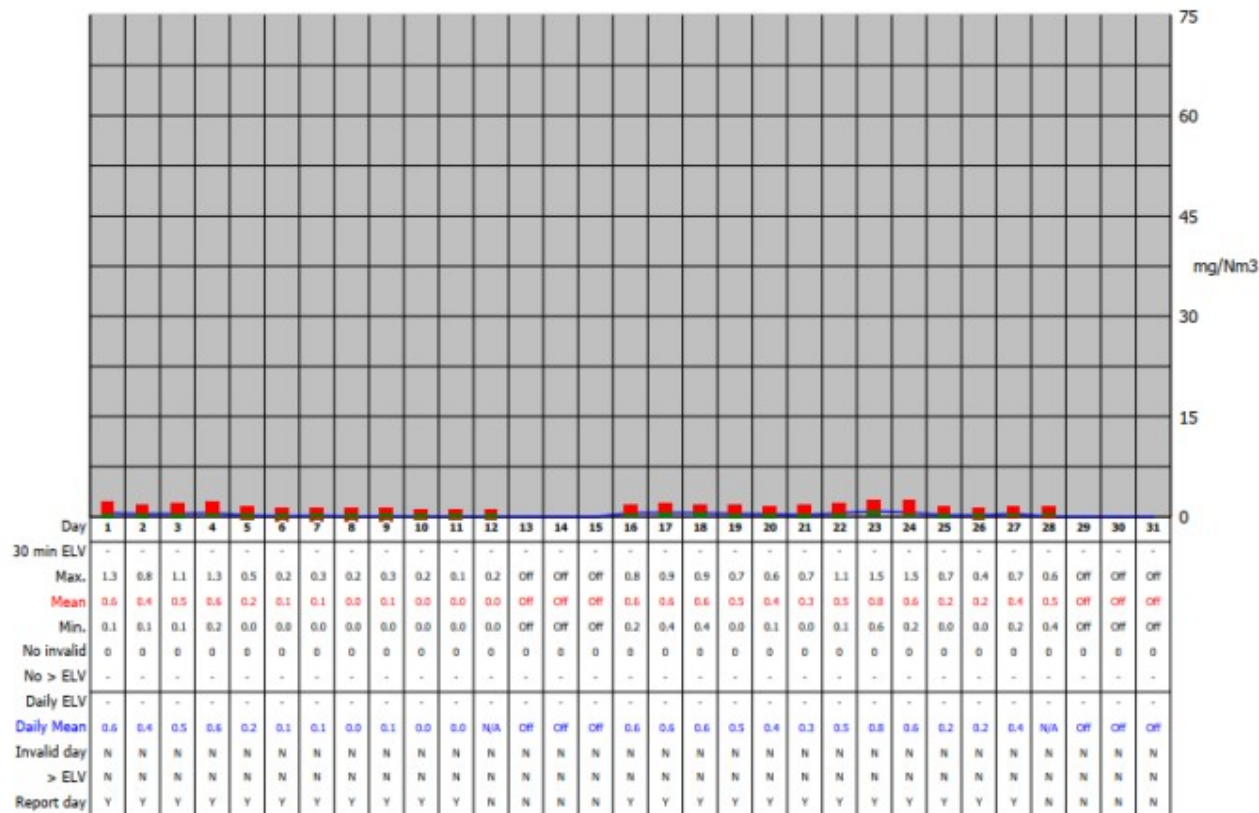
Date: **01/10/2022-31/10/2022**

Reporting of Continuously Monitored Emissions to Air for NH₃, Emission Point Report for October, 2022



95th Percentile = 0.8
No. of valid averages = 1155

Month summary	
30 min ELV	
Monthly max.	1.5
Monthly mean	0.4
Monthly min.	0.0
Total invalid	0
Sum > ELV	0
Daily ELV	
Monthly max	0.8
No. invalid days	0
No. > ELV	0
No. report days	23



SignedPaul Fitzsimmons.....

Date.....26/01/2023.....

(authorised to sign as representative of **Margam Green Energy Limited**)

Permit Number: **EPR/DP3137EG**

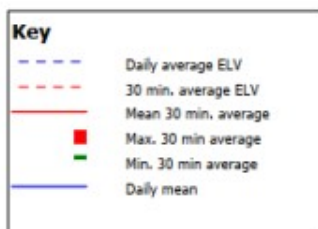
Operator: **Margam Green Energy Limited**

Facility: **Margam Green Energy Plant**

Form Number : **Air 1**

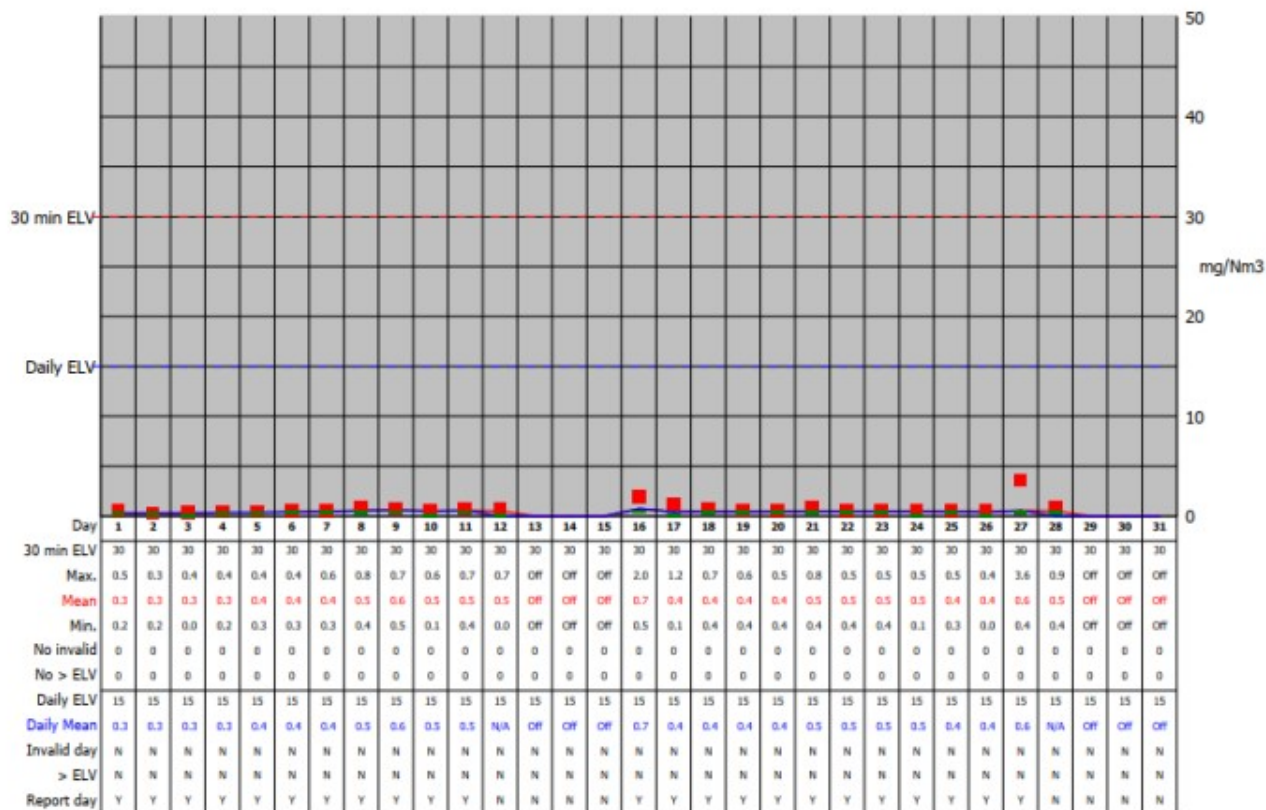
Date: **01/10/2022-31/10/2022**

Reporting of Continuously Monitored Emissions to Air for TOC, Emission Point Report for October, 2022



95th Percentile = 0.6
No. of valid averages = 1155

Month summary	
30 min ELV	
Monthly max.	3.6
Monthly mean	0.5
Monthly min.	0.0
Total invalid	0
Sum > ELV	0
Daily ELV	
Monthly max	0.7
No. invalid days	0
No. > ELV	0
No. report days	23



SignedPaul Fitzsimmons.....

Date.....26/01/2023.....

(authorised to sign as representative of **Margam Green Energy Limited**)

Permit Number: **EPR/DP3137EG**

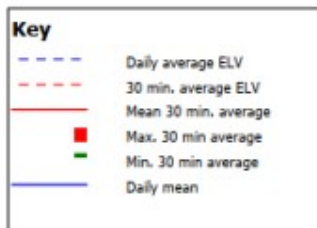
Operator: **Margam Green Energy Limited**

Facility: **Margam Green Energy Plant**

Form Number : **Air 1**

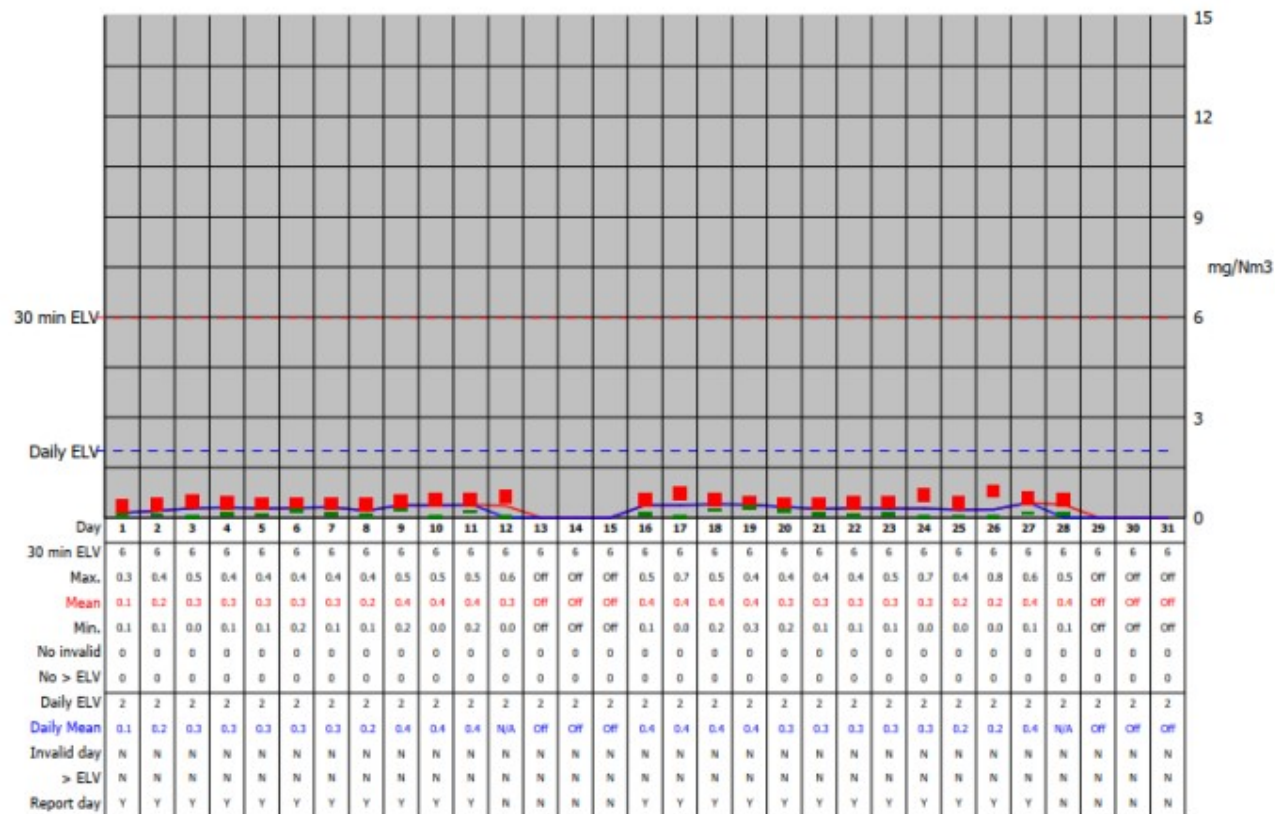
Date: **01/10/2022-31/10/2022**

Reporting of Continuously Monitored Emissions to Air for HF, Emission Point Report for October, 2022



95th Percentile = 0.5
No. of valid averages = 1155

Month summary	
30 min ELV	
Monthly max.	0.8
Monthly mean	0.3
Monthly min.	0.0
Total invalid	0
Sum > ELV	0
Daily ELV	
Monthly max	0.4
No. invalid days	0
No. > ELV	0
No. report days	23



SignedPaul Fitzsimmons.....

Date.....26/01/2023.....

(authorised to sign as representative of **Margam Green Energy Limited**)

Permit Number: **EPR/DP3137EG**

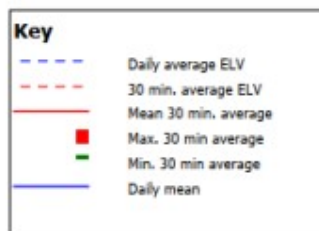
Operator: **Margam Green Energy Limited**

Facility: **Margam Green Energy Plant**

Form Number : **Air 1**

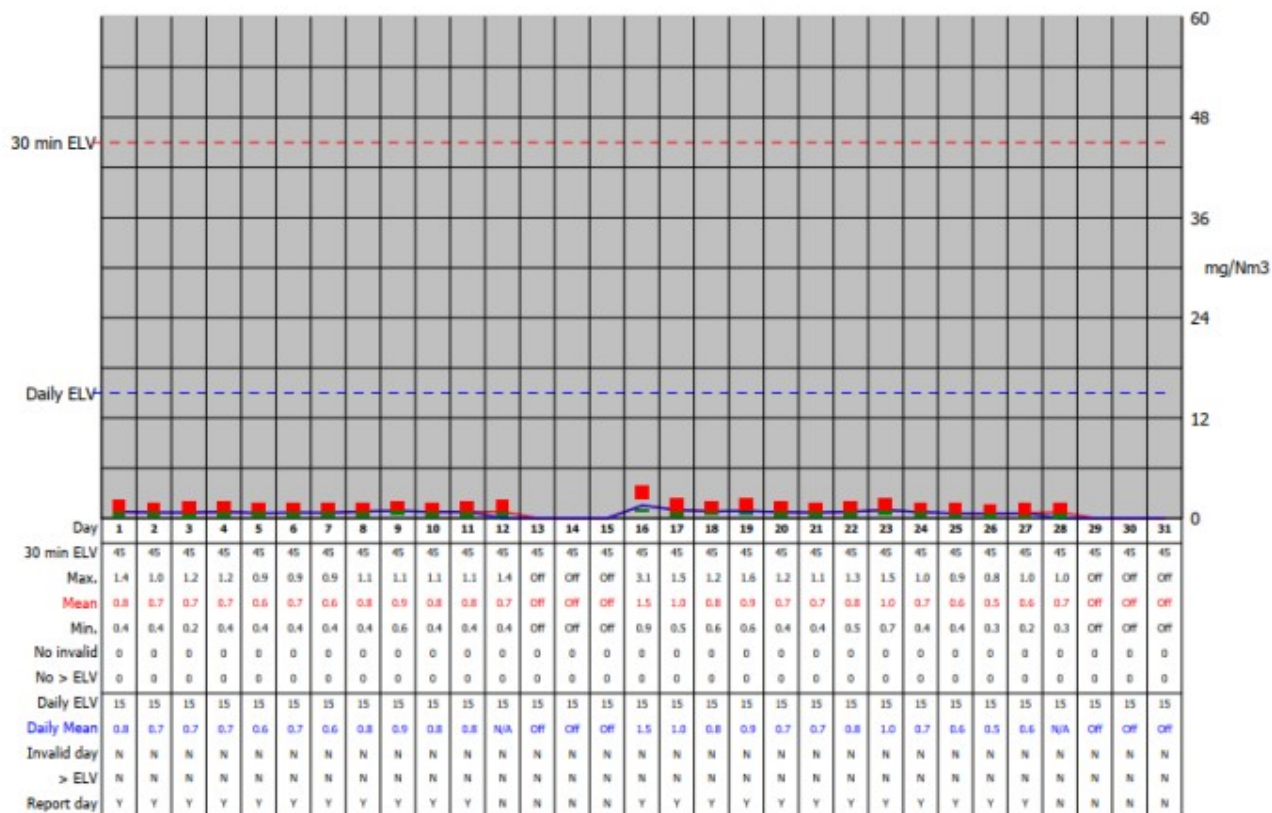
Date: **01/10/2022-31/10/2022**

Reporting of Continuously Monitored Emissions to Air for Dust, Emission Point Report for October, 2022



95th Percentile = 1.2
No. of valid averages = 1155

Month summary	
30 min ELV	
Monthly max.	3.1
Monthly mean	0.8
Monthly min.	0.2
Total invalid	0
Sum > ELV	0
Daily ELV	
Monthly max	1.5
No. invalid days	0
No. > ELV	0
No. report days	23



SignedPaul Fitzsimmons.....

Date.....26/01/2023.....

(authorised to sign as representative of **Margam Green Energy Limited**)

Permit Number: **EPR/DP3137EG**

Operator: **Margam Green Energy Limited**

Facility: **Margam Green Energy Plant**

Form Number : **Air 1**

Date: **01/10/2022-31/10/2022**