

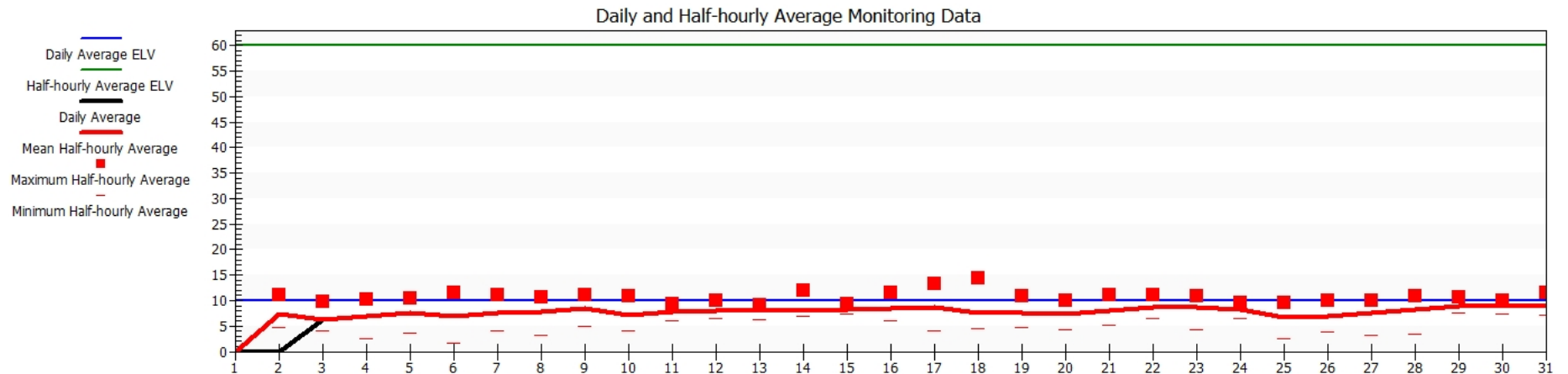
Permit Reference Number : LP3030XA

Operator : Viridor

Installation: trident park cardiff

Form Number:

Reporting of Continuously Monitored Emissions to Air for HCl mg/m3 at Emission Point A1 For the month of October 2022



	Monthly summary		Date	1	2	3	4	5	6	7	8	9	10	11	12	13	14	15	16	17	18	19	20	21	22	23	24	25	26	27	28	29	30	31
Half-hourly average			Half-hourly average ELV	60	60	60	60	60	60	60	60	60	60	60	60	60	60	60	60	60	60	60	60	60	60	60	60	60	60	60	60	60	60	60
	Monthly maximum	14	Maximum Half-hourly average	Off	11	10	10	10	11	11	11	11	11	9	10	9	12	9	12	13	14	11	10	11	11	11	10	9	10	10	11	11	10	12
	Monthly mean	8	Mean Half-hourly average	Off	7	6	7	8	7	7	8	9	7	8	8	8	8	8	8	9	8	7	7	8	9	9	8	7	7	8	8	9	9	9
	Monthly minimum	2	Minimum Half-hourly average	Off	5	4	3	4	2	4	3	5	4	6	7	6	7	7	6	4	5	5	4	5	6	4	7	2	4	3	3	8	7	7
	Total Invalid results	0	No of Invalid results	0	0	0	0	0	0	0	0	0	0	0	0	0	0	0	0	0	0	0	0	0	0	0	0	0	0	0	0	0	0	0
	Sum of exceedances	0	No of exceedances of ELV	Off	0	0	0	0	0	0	0	0	0	0	0	0	0	0	0	0	0	0	0	0	0	0	0	0	0	0	0	0	0	0
Daily average			Daily average ELV	10	10	10	10	10	10	10	10	10	10	10	10	10	10	10	10	10	10	10	10	10	10	10	10	10	10	10	10	10	10	10
	Monthly maximum	9	Daily average	Off	N/A	6	7	8	7	7	8	9	7	8	8	8	8	8	8	9	8	7	7	8	9	9	8	7	7	8	8	9	9	9
	No of invalid days	0	Value Valid?	Y	Y	Y	Y	Y	Y	Y	Y	Y	Y	Y	Y	Y	Y	Y	Y	Y	Y	Y	Y	Y	Y	Y	Y	Y	Y	Y	Y	Y	Y	
	Sum of exceedances	0	Value Exceeds ELV?	N	N	N	N	N	N	N	N	N	N	N	N	N	N	N	N	N	N	N	N	N	N	N	N	N	N	N	N	N	N	N

Signed.....

Date.....

(Authorised to sign as a representative of the Operator)

27 Jan 2023

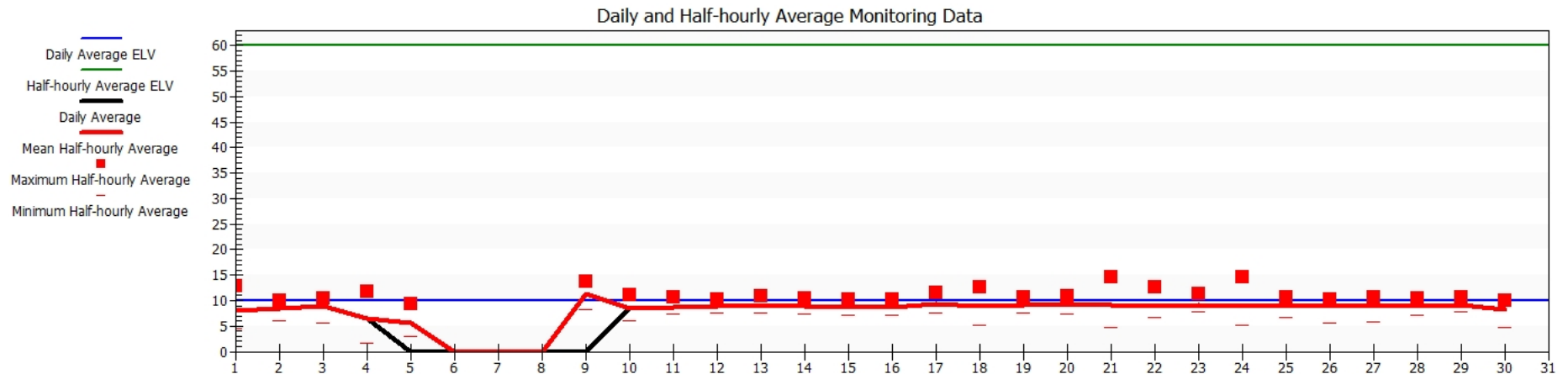
Permit Reference Number : LP3030XA

Operator : Viridor

Installation: trident park cardiff

Form Number:

Reporting of Continuously Monitored Emissions to Air for HCl mg/m3 at Emission Point A1 For the month of November 2022



	Monthly summary		Date	1	2	3	4	5	6	7	8	9	10	11	12	13	14	15	16	17	18	19	20	21	22	23	24	25	26	27	28	29	30	31
Half-hourly average			Half-hourly average ELV	60	60	60	60	60	60	60	60	60	60	60	60	60	60	60	60	60	60	60	60	60	60	60	60	60	60	60	60	60	60	
	Monthly maximum	15	Maximum Half-hourly average	13	10	10	12	9	Off	Off	Off	14	11	11	10	11	11	10	10	12	13	11	11	15	13	11	15	11	10	11	11	11	10	
	Monthly mean	9	Mean Half-hourly average	8	8	9	6	6	Off	Off	Off	11	8	9	9	9	9	9	9	9	9	9	9	9	9	9	9	9	9	9	9	9	8	
	Monthly minimum	2	Minimum Half-hourly average	4	6	6	2	3	Off	Off	Off	8	6	7	7	8	7	7	7	8	5	8	7	5	7	8	5	7	5	6	7	8	5	
	Total Invalid results	0	No of Invalid results	0	0	0	0	0	0	0	0	0	0	0	0	0	0	0	0	0	0	0	0	0	0	0	0	0	0	0	0	0	0	
	Sum of exceedances	0	No of exceedances of ELV	0	0	0	0	0	Off	Off	Off	0	0	0	0	0	0	0	0	0	0	0	0	0	0	0	0	0	0	0	0	0	0	0
Daily average			Daily average ELV	10	10	10	10	10	10	10	10	10	10	10	10	10	10	10	10	10	10	10	10	10	10	10	10	10	10	10	10	10	10	
	Monthly maximum	9	Daily average	8	8	9	6	N/A	Off	Off	Off	N/A	8	9	9	9	9	9	9	9	9	9	9	9	9	9	9	9	9	9	9	9	8	
	No of invalid days	0	Value Valid?	Y	Y	Y	Y	Y	Y	Y	Y	Y	Y	Y	Y	Y	Y	Y	Y	Y	Y	Y	Y	Y	Y	Y	Y	Y	Y	Y	Y	Y	Y	
	Sum of exceedances	0	Value Exceeds ELV?	N	N	N	N	N	N	N	N	N	N	N	N	N	N	N	N	N	N	N	N	N	N	N	N	N	N	N	N	N	N	N

Signed.....

Date.....

(Authorised to sign as a representative of the Operator)

27 Jan 2023

G Jones

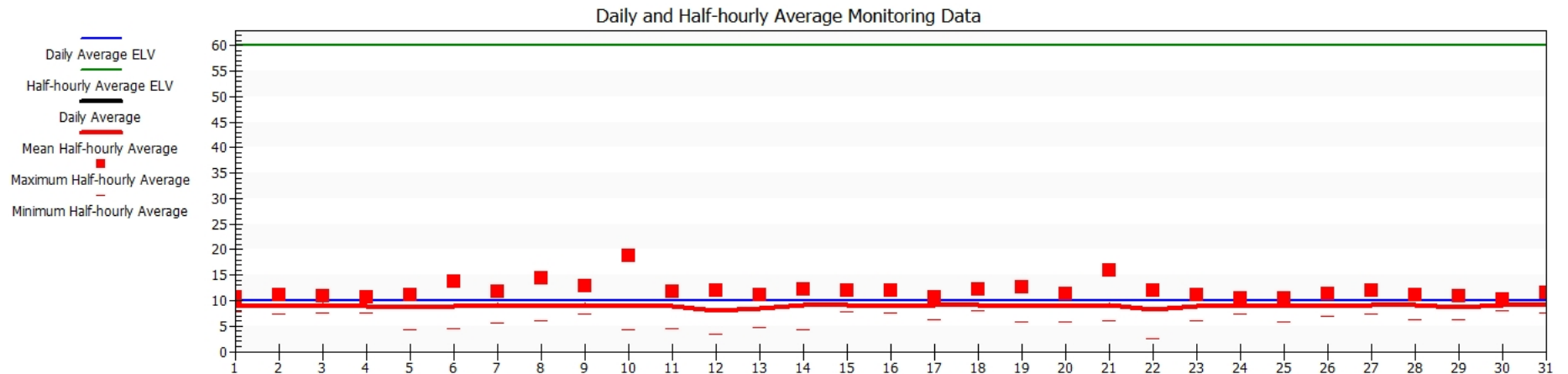
Permit Reference Number : LP3030XA

Operator : Viridor

Installation: trident park cardiff

Form Number:

Reporting of Continuously Monitored Emissions to Air for HCl mg/m3 at Emission Point A1 For the month of December 2022



	Monthly summary		Date	1	2	3	4	5	6	7	8	9	10	11	12	13	14	15	16	17	18	19	20	21	22	23	24	25	26	27	28	29	30	31
Half-hourly average			Half-hourly average ELV	60	60	60	60	60	60	60	60	60	60	60	60	60	60	60	60	60	60	60	60	60	60	60	60	60	60	60	60	60	60	
	Monthly maximum	19	Maximum Half-hourly average	11	11	11	11	11	14	12	14	13	19	12	12	11	12	12	12	11	12	13	11	16	12	11	10	10	11	12	11	11	10	12
	Monthly mean	9	Mean Half-hourly average	9	9	9	9	9	9	9	9	9	9	9	8	9	9	9	9	9	9	9	9	9	8	9	9	9	9	9	9	9	9	
	Monthly minimum	2	Minimum Half-hourly average	8	7	8	8	4	5	6	6	7	4	4	4	5	4	8	8	6	8	6	6	6	2	6	7	6	7	7	6	6	8	8
	Total Invalid results	0	No of Invalid results	0	0	0	0	0	0	0	0	0	0	0	0	0	0	0	0	0	0	0	0	0	0	0	0	0	0	0	0	0	0	
	Sum of exceedances	0	No of exceedances of ELV	0	0	0	0	0	0	0	0	0	0	0	0	0	0	0	0	0	0	0	0	0	0	0	0	0	0	0	0	0	0	0
Daily average			Daily average ELV	10	10	10	10	10	10	10	10	10	10	10	10	10	10	10	10	10	10	10	10	10	10	10	10	10	10	10	10	10	10	
	Monthly maximum	9	Daily average	9	9	9	9	9	9	9	9	9	9	9	8	9	9	9	9	9	9	9	9	9	8	9	9	9	9	9	9	9	9	
	No of invalid days	0	Value Valid?	Y	Y	Y	Y	Y	Y	Y	Y	Y	Y	Y	Y	Y	Y	Y	Y	Y	Y	Y	Y	Y	Y	Y	Y	Y	Y	Y	Y	Y	Y	
	Sum of exceedances	0	Value Exceeds ELV?	N	N	N	N	N	N	N	N	N	N	N	N	N	N	N	N	N	N	N	N	N	N	N	N	N	N	N	N	N	N	N

Signed.....

Date.....

(Authorised to sign as a representative of the Operator)

27 Jan 2023

G Jones

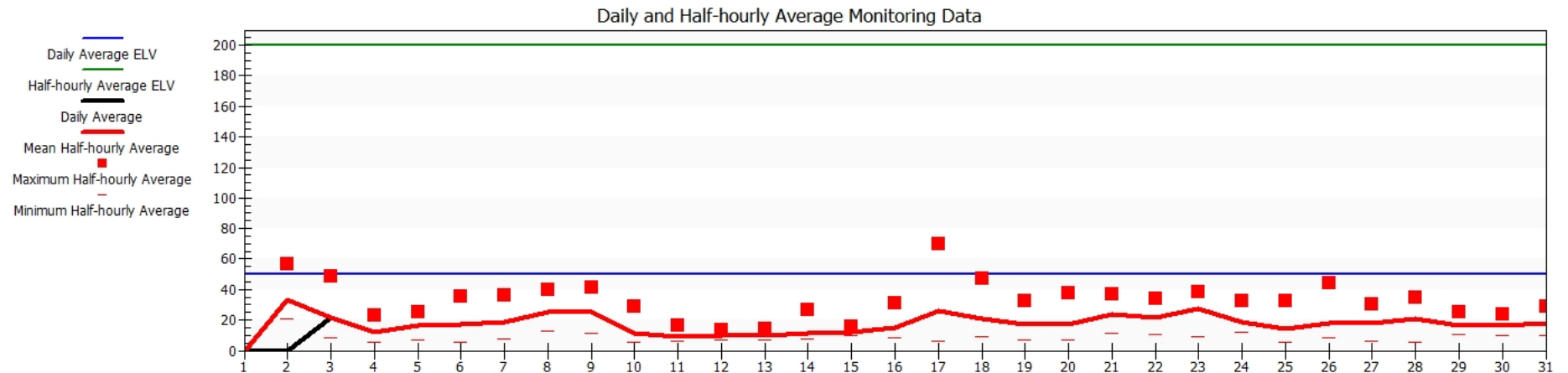
Permit Reference Number : LP3030XA

Operator : Viridor

Installation: trident park cardiff

Form Number:

Reporting of Continuously Monitored Emissions to Air for SO₂ mg/m³ at Emission Point A1 For the month of October 2022



	Monthly summary		Date	1	2	3	4	5	6	7	8	9	10	11	12	13	14	15	16	17	18	19	20	21	22	23	24	25	26	27	28	29	30	31
Half-hourly average			Half-hourly average ELV	200	200	200	200	200	200	200	200	200	200	200	200	200	200	200	200	200	200	200	200	200	200	200	200	200	200	200	200	200	200	200
	Monthly maximum	70	Maximum Half-hourly average	Off	56	49	23	25	35	36	40	41	29	17	13	14	26	16	31	70	47	33	38	37	34	39	33	32	44	30	35	25	24	29
	Monthly mean	18	Mean Half-hourly average	Off	33	21	12	17	17	18	25	25	11	9	10	10	11	12	15	26	21	18	17	23	21	27	19	14	18	18	21	17	16	18
	Monthly minimum	5	Minimum Half-hourly average	Off	21	8	6	7	6	8	13	11	5	6	7	7	8	10	8	7	9	7	7	11	11	9	12	6	9	6	6	11	10	10
	Total Invalid results	0	No of Invalid results	0	0	0	0	0	0	0	0	0	0	0	0	0	0	0	0	0	0	0	0	0	0	0	0	0	0	0	0	0	0	0
	Sum of exceedances	0	No of exceedances of ELV	Off	0	0	0	0	0	0	0	0	0	0	0	0	0	0	0	0	0	0	0	0	0	0	0	0	0	0	0	0	0	0
Daily average			Daily average ELV	50	50	50	50	50	50	50	50	50	50	50	50	50	50	50	50	50	50	50	50	50	50	50	50	50	50	50	50	50	50	50
	Monthly maximum	27	Daily average	Off	N/A	21	12	17	17	18	25	25	11	9	10	10	11	12	15	26	21	18	17	23	21	27	19	14	18	18	21	17	16	18
	No of invalid days	0	Value Valid?	Y	Y	Y	Y	Y	Y	Y	Y	Y	Y	Y	Y	Y	Y	Y	Y	Y	Y	Y	Y	Y	Y	Y	Y	Y	Y	Y	Y	Y	Y	
	Sum of exceedances	0	Value Exceeds ELV?	N	N	N	N	N	N	N	N	N	N	N	N	N	N	N	N	N	N	N	N	N	N	N	N	N	N	N	N	N	N	N

Signed.....

Date.....

(Authorised to sign as a representative of the Operator)

27 Jan 2023

G Jones

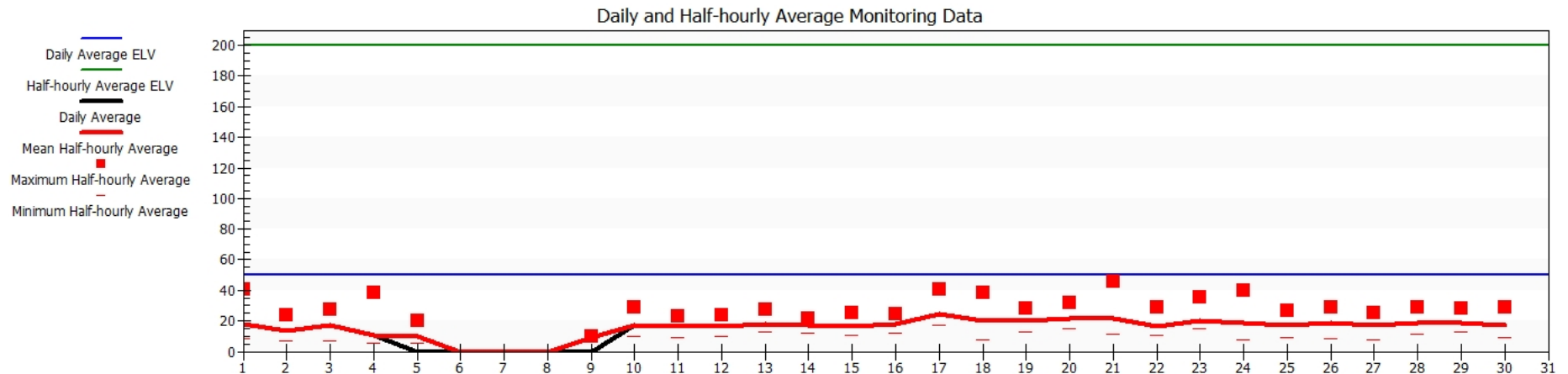
Permit Reference Number : LP3030XA

Operator : Viridor

Installation: trident park cardiff

Form Number:

Reporting of Continuously Monitored Emissions to Air for SO₂ mg/m³ at Emission Point A1 For the month of November 2022



	Monthly summary		Date	1	2	3	4	5	6	7	8	9	10	11	12	13	14	15	16	17	18	19	20	21	22	23	24	25	26	27	28	29	30	31	
Half-hourly average			Half-hourly average ELV	200	200	200	200	200	200	200	200	200	200	200	200	200	200	200	200	200	200	200	200	200	200	200	200	200	200	200	200	200	200	200	
	Monthly maximum	46	Maximum Half-hourly average	41	24	27	39	20	Off	Off	Off	Off	10	29	23	23	28	22	25	25	41	38	28	32	46	29	36	40	27	29	25	29	28	29	
	Monthly mean	17	Mean Half-hourly average	18	14	17	11	10	Off	Off	Off	Off	9	18	16	16	18	17	17	18	25	20	20	22	22	16	20	19	18	19	17	18	18	17	
	Monthly minimum	6	Minimum Half-hourly average	8	7	7	6	6	Off	Off	Off	Off	7	10	9	10	13	12	11	12	17	8	13	15	11	11	15	8	9	8	7	12	13	9	
	Total Invalid results	0	No of Invalid results	0	0	0	0	0	0	0	0	0	0	0	0	0	0	0	0	0	0	0	0	0	0	0	0	0	0	0	0	0	0	0	
	Sum of exceedances	0	No of exceedances of ELV	0	0	0	0	0	Off	Off	Off	Off	0	0	0	0	0	0	0	0	0	0	0	0	0	0	0	0	0	0	0	0	0	0	0
Daily average			Daily average ELV	50	50	50	50	50	50	50	50	50	50	50	50	50	50	50	50	50	50	50	50	50	50	50	50	50	50	50	50	50	50	50	
	Monthly maximum	25	Daily average	18	14	17	11	N/A	Off	Off	Off	Off	N/A	18	16	16	18	17	17	18	25	20	20	22	22	16	20	19	18	19	17	18	18	17	
	No of invalid days	0	Value Valid?	Y	Y	Y	Y	Y	Y	Y	Y	Y	Y	Y	Y	Y	Y	Y	Y	Y	Y	Y	Y	Y	Y	Y	Y	Y	Y	Y	Y	Y	Y	Y	
	Sum of exceedances	0	Value Exceeds ELV?	N	N	N	N	N	N	N	N	N	N	N	N	N	N	N	N	N	N	N	N	N	N	N	N	N	N	N	N	N	N	N	N

Signed.....

Date.....

(Authorised to sign as a representative of the Operator)

27 Jan 2023

G Jones

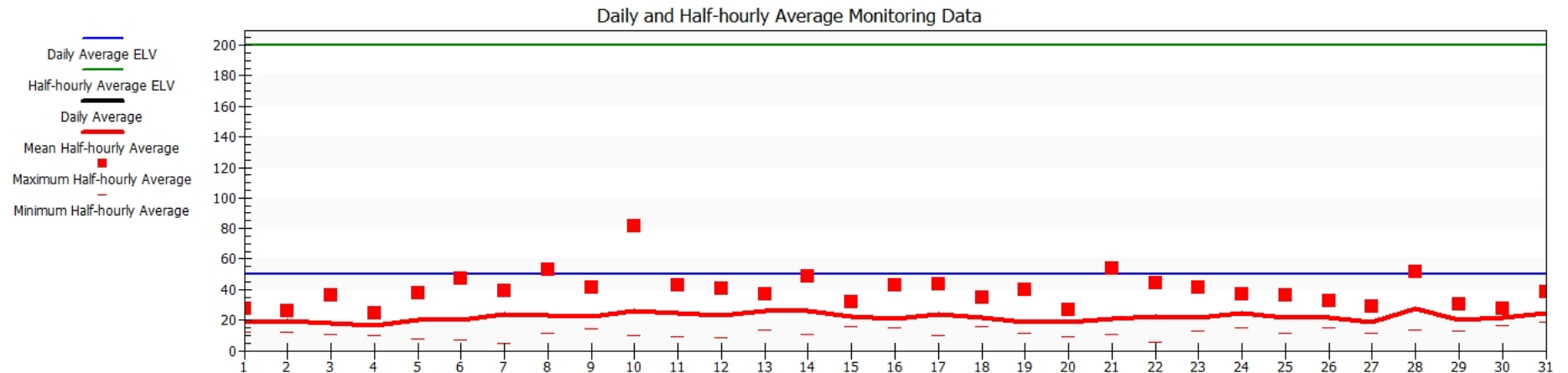
Permit Reference Number : LP3030XA

Operator : Viridor

Installation: trident park cardiff

Form Number:

Reporting of Continuously Monitored Emissions to Air for SO₂ mg/m³ at Emission Point A1 For the month of December 2022



	Monthly summary		Date	1	2	3	4	5	6	7	8	9	10	11	12	13	14	15	16	17	18	19	20	21	22	23	24	25	26	27	28	29	30	31
Half-hourly average			Half-hourly average ELV	200	200	200	200	200	200	200	200	200	200	200	200	200	200	200	200	200	200	200	200	200	200	200	200	200	200	200	200	200	200	200
	Monthly maximum	82	Maximum Half-hourly average	28	26	36	25	38	47	39	53	41	82	43	41	37	49	32	43	43	35	40	27	53	44	41	37	36	32	29	51	31	28	38
	Monthly mean	22	Mean Half-hourly average	18	19	18	16	20	20	24	23	23	26	25	23	26	26	23	21	24	21	19	19	21	22	22	24	22	21	19	28	20	21	24
	Monthly minimum	5	Minimum Half-hourly average	12	12	10	10	8	7	5	12	14	10	9	9	14	11	16	15	10	16	11	9	10	6	12	15	11	15	11	14	12	17	19
	Total Invalid results	0	No of Invalid results	0	0	0	0	0	0	0	0	0	0	0	0	0	0	0	0	0	0	0	0	0	0	0	0	0	0	0	0	0	0	0
	Sum of exceedances	0	No of exceedances of ELV	0	0	0	0	0	0	0	0	0	0	0	0	0	0	0	0	0	0	0	0	0	0	0	0	0	0	0	0	0	0	0
Daily average			Daily average ELV	50	50	50	50	50	50	50	50	50	50	50	50	50	50	50	50	50	50	50	50	50	50	50	50	50	50	50	50	50	50	50
	Monthly maximum	28	Daily average	18	19	18	16	20	20	24	23	23	26	25	23	26	26	23	21	24	21	19	19	21	22	22	24	22	21	19	28	20	21	24
	No of invalid days	0	Value Valid?	Y	Y	Y	Y	Y	Y	Y	Y	Y	Y	Y	Y	Y	Y	Y	Y	Y	Y	Y	Y	Y	Y	Y	Y	Y	Y	Y	Y	Y	Y	
	Sum of exceedances	0	Value Exceeds ELV?	N	N	N	N	N	N	N	N	N	N	N	N	N	N	N	N	N	N	N	N	N	N	N	N	N	N	N	N	N	N	N

Signed.....

Date.....

(Authorised to sign as a representative of the Operator)

27 Jan 2023

G Jones

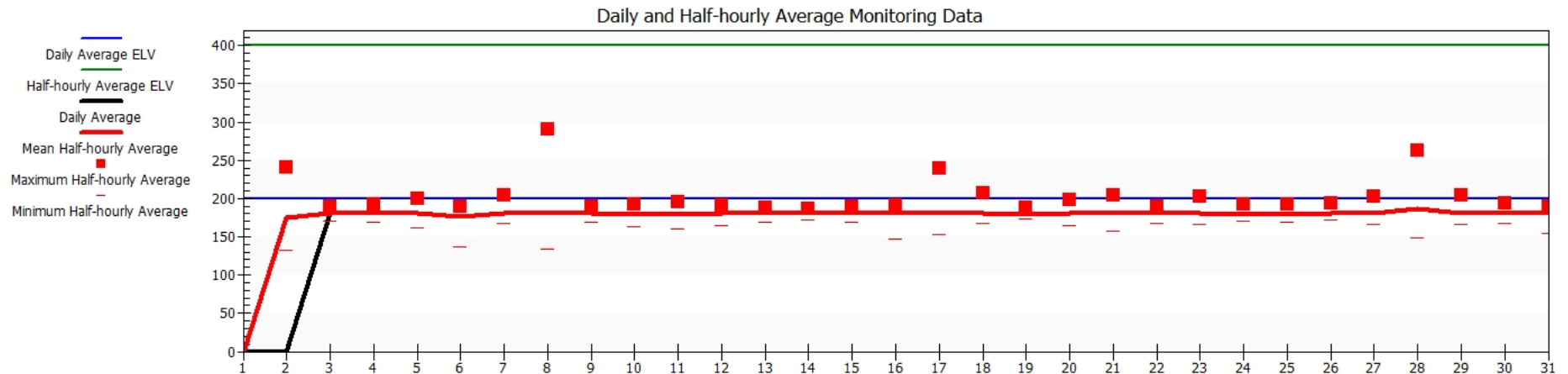
Permit Reference Number : LP3030XA

Operator : Viridor

Installation: trident park cardiff

Form Number:

Reporting of Continuously Monitored Emissions to Air for NOx mg/m3 at Emission Point A1 For the month of October 2022



Monthly summary			Date	1	2	3	4	5	6	7	8	9	10	11	12	13	14	15	16	17	18	19	20	21	22	23	24	25	26	27	28	29	30	31
Half-hourly average			Half-hourly average ELV	400	400	400	400	400	400	400	400	400	400	400	400	400	400	400	400	400	400	400	400	400	400	400	400	400	400	400	400	400	400	400
	Monthly maximum	291	Maximum Half-hourly average	Off	241	190	192	199	189	205	291	189	193	196	191	188	187	190	191	240	206	188	199	204	189	203	192	192	194	202	263	205	194	190
	Monthly mean	180	Mean Half-hourly average	Off	175	180	181	180	176	181	181	181	179	180	180	180	180	180	180	181	181	180	181	181	181	180	180	180	181	181	186	181	180	180
	Monthly minimum	133	Minimum Half-hourly average	Off	133	171	169	161	137	168	134	169	164	160	165	169	171	170	147	152	168	173	164	157	168	167	170	170	172	166	148	166	168	155
	Total Invalid results	0	No of Invalid results	0	0	0	0	0	0	0	0	0	0	0	0	0	0	0	0	0	0	0	0	0	0	0	0	0	0	0	0	0	0	0
	Sum of exceedances	0	No of exceedances of ELV	Off	0	0	0	0	0	0	0	0	0	0	0	0	0	0	0	0	0	0	0	0	0	0	0	0	0	0	0	0	0	0
Daily average			Daily average ELV	200	200	200	200	200	200	200	200	200	200	200	200	200	200	200	200	200	200	200	200	200	200	200	200	200	200	200	200	200	200	200
	Monthly maximum	186	Daily average	Off	N/A	180	181	180	176	181	181	181	179	180	180	180	180	180	180	181	181	180	181	181	181	180	180	180	181	181	186	181	180	180
	No of invalid days	0	Value Valid?	Y	Y	Y	Y	Y	Y	Y	Y	Y	Y	Y	Y	Y	Y	Y	Y	Y	Y	Y	Y	Y	Y	Y	Y	Y	Y	Y	Y	Y	Y	Y
	Sum of exceedances	0	Value Exceeds ELV?	N	N	N	N	N	N	N	N	N	N	N	N	N	N	N	N	N	N	N	N	N	N	N	N	N	N	N	N	N	N	N

Signed.....

Date.....

(Authorised to sign as a representative of the Operator)

27 Jan 2023

G Jones

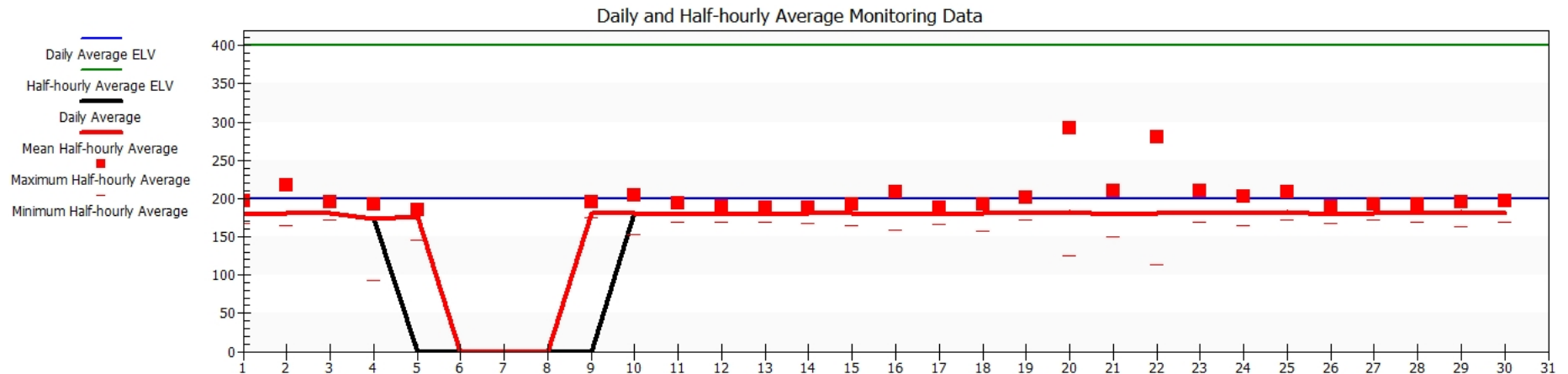
Permit Reference Number : LP3030XA

Operator : Viridor

Installation: trident park cardiff

Form Number:

Reporting of Continuously Monitored Emissions to Air for NOx mg/m3 at Emission Point A1 For the month of November 2022



	Monthly summary		Date	1	2	3	4	5	6	7	8	9	10	11	12	13	14	15	16	17	18	19	20	21	22	23	24	25	26	27	28	29	30	31
Half-hourly average			Half-hourly average ELV	400	400	400	400	400	400	400	400	400	400	400	400	400	400	400	400	400	400	400	400	400	400	400	400	400	400	400	400	400	400	400
	Monthly maximum	292	Maximum Half-hourly average	197	217	195	193	185	Off	Off	Off	195	205	194	190	188	188	193	208	188	193	202	292	209	280	210	203	208	190	193	192	196	197	
	Monthly mean	180	Mean Half-hourly average	180	181	181	173	176	Off	Off	Off	181	181	180	180	179	181	181	179	179	180	181	182	180	181	181	181	182	180	180	180	182	180	
	Monthly minimum	93	Minimum Half-hourly average	167	165	172	93	146	Off	Off	Off	175	153	169	169	170	168	165	158	165	158	171	125	149	114	169	165	172	168	171	169	163	169	
	Total Invalid results	0	No of Invalid results	0	0	0	0	0	0	0	0	0	0	0	0	0	0	0	0	0	0	0	0	0	0	0	0	0	0	0	0	0	0	
	Sum of exceedances	0	No of exceedances of ELV	0	0	0	0	0	Off	Off	Off	0	0	0	0	0	0	0	0	0	0	0	0	0	0	0	0	0	0	0	0	0	0	0
Daily average			Daily average ELV	200	200	200	200	200	200	200	200	200	200	200	200	200	200	200	200	200	200	200	200	200	200	200	200	200	200	200	200	200	200	200
	Monthly maximum	182	Daily average	180	181	181	173	N/A	Off	Off	Off	N/A	181	180	180	179	181	181	179	179	180	181	182	180	181	181	181	182	180	180	180	182	180	
	No of invalid days	0	Value Valid?	Y	Y	Y	Y	Y	Y	Y	Y	Y	Y	Y	Y	Y	Y	Y	Y	Y	Y	Y	Y	Y	Y	Y	Y	Y	Y	Y	Y	Y	Y	
	Sum of exceedances	0	Value Exceeds ELV?	N	N	N	N	N	N	N	N	N	N	N	N	N	N	N	N	N	N	N	N	N	N	N	N	N	N	N	N	N	N	N

Signed.....

Date.....

(Authorised to sign as a representative of the Operator)

27 Jan 2023

G Jones

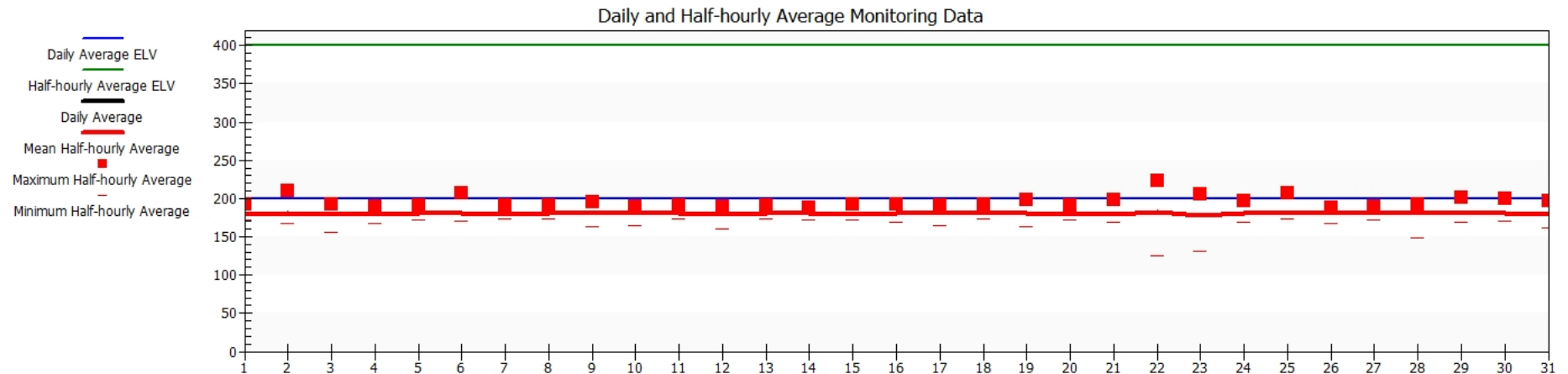
Permit Reference Number : LP3030XA

Operator : Viridor

Installation: trident park cardiff

Form Number:

Reporting of Continuously Monitored Emissions to Air for NOx mg/m3 at Emission Point A1 For the month of December 2022



	Monthly summary		Date	1	2	3	4	5	6	7	8	9	10	11	12	13	14	15	16	17	18	19	20	21	22	23	24	25	26	27	28	29	30	31
Half-hourly average			Half-hourly average ELV	400	400	400	400	400	400	400	400	400	400	400	400	400	400	400	400	400	400	400	400	400	400	400	400	400	400	400	400	400	400	400
	Monthly maximum	224	Maximum Half-hourly average	192	210	192	190	190	207	190	190	196	190	191	190	191	188	193	192	190	193	198	191	199	224	206	197	207	188	190	193	201	200	197
	Monthly mean	180	Mean Half-hourly average	179	181	180	180	180	181	179	180	180	180	180	179	180	181	180	180	180	181	180	179	182	178	181	181	181	180	181	181	181	180	
	Monthly minimum	125	Minimum Half-hourly average	171	168	155	167	172	170	173	174	163	165	174	161	173	172	171	169	165	173	164	172	169	125	131	169	174	168	172	149	169	171	162
	Total Invalid results	0	No of Invalid results	0	0	0	0	0	0	0	0	0	0	0	0	0	0	0	0	0	0	0	0	0	0	0	0	0	0	0	0	0	0	0
	Sum of exceedances	0	No of exceedances of ELV	0	0	0	0	0	0	0	0	0	0	0	0	0	0	0	0	0	0	0	0	0	0	0	0	0	0	0	0	0	0	0
Daily average			Daily average ELV	200	200	200	200	200	200	200	200	200	200	200	200	200	200	200	200	200	200	200	200	200	200	200	200	200	200	200	200	200	200	200
	Monthly maximum	182	Daily average	179	181	180	180	180	181	179	180	180	180	180	179	180	181	180	180	180	181	180	179	182	178	181	181	181	180	181	181	181	180	
	No of invalid days	0	Value Valid?	Y	Y	Y	Y	Y	Y	Y	Y	Y	Y	Y	Y	Y	Y	Y	Y	Y	Y	Y	Y	Y	Y	Y	Y	Y	Y	Y	Y	Y	Y	
	Sum of exceedances	0	Value Exceeds ELV?	N	N	N	N	N	N	N	N	N	N	N	N	N	N	N	N	N	N	N	N	N	N	N	N	N	N	N	N	N	N	N

Signed.....

Date.....

(Authorised to sign as a representative of the Operator)

27 Jan 2023

G Jones

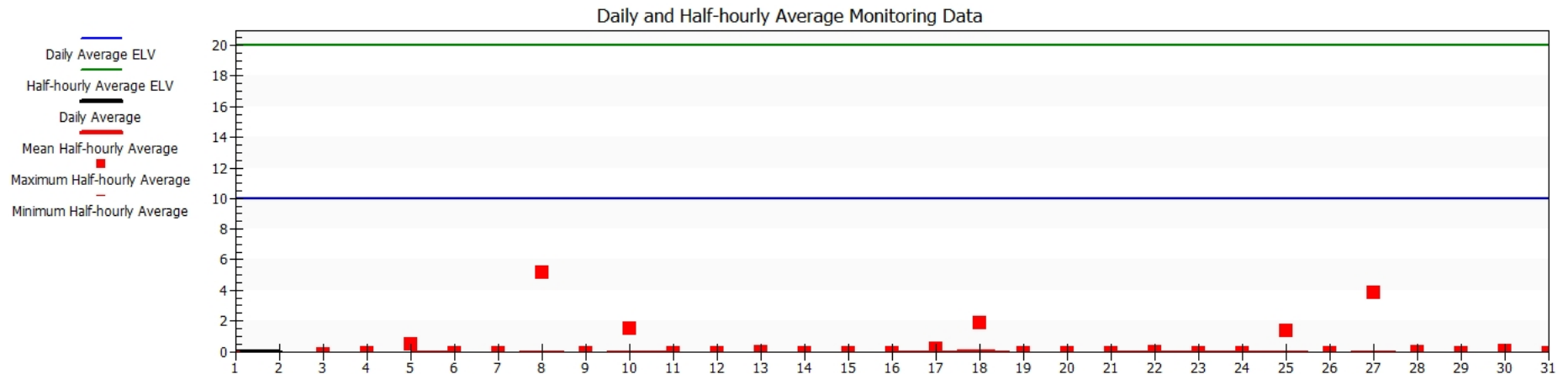
Permit Reference Number : LP3030XA

Operator : Viridor

Installation: trident park cardiff

Form Number:

Reporting of Continuously Monitored Emissions to Air for VOC mg/m3 at Emission Point A1 For the month of October 2022



	Monthly summary		Date	1	2	3	4	5	6	7	8	9	10	11	12	13	14	15	16	17	18	19	20	21	22	23	24	25	26	27	28	29	30	31
Half-hourly average			Half-hourly average ELV	20	20	20	20	20	20	20	20	20	20	20	20	20	20	20	20	20	20	20	20	20	20	20	20	20	20	20	20	20	20	20
	Monthly maximum	5	Maximum Half-hourly average	Off	0	0	0	0	0	0	5	0	1	0	0	0	0	0	0	0	2	0	0	0	0	0	0	1	0	4	0	0	0	0
	Monthly mean	0	Mean Half-hourly average	Off	0	0	0	0	0	0	0	0	0	0	0	0	0	0	0	0	0	0	0	0	0	0	0	0	0	0	0	0	0	0
	Monthly minimum	0	Minimum Half-hourly average	Off	0	0	0	0	0	0	0	0	0	0	0	0	0	0	0	0	0	0	0	0	0	0	0	0	0	0	0	0	0	0
	Total Invalid results	0	No of Invalid results	0	0	0	0	0	0	0	0	0	0	0	0	0	0	0	0	0	0	0	0	0	0	0	0	0	0	0	0	0	0	0
	Sum of exceedances	0	No of exceedances of ELV	Off	0	0	0	0	0	0	0	0	0	0	0	0	0	0	0	0	0	0	0	0	0	0	0	0	0	0	0	0	0	0
Daily average			Daily average ELV	10	10	10	10	10	10	10	10	10	10	10	10	10	10	10	10	10	10	10	10	10	10	10	10	10	10	10	10	10	10	10
	Monthly maximum	0	Daily average	Off	N/A	0	0	0	0	0	0	0	0	0	0	0	0	0	0	0	0	0	0	0	0	0	0	0	0	0	0	0	0	0
	No of invalid days	0	Value Valid?	Y	Y	Y	Y	Y	Y	Y	Y	Y	Y	Y	Y	Y	Y	Y	Y	Y	Y	Y	Y	Y	Y	Y	Y	Y	Y	Y	Y	Y	Y	
	Sum of exceedances	0	Value Exceeds ELV?	N	N	N	N	N	N	N	N	N	N	N	N	N	N	N	N	N	N	N	N	N	N	N	N	N	N	N	N	N	N	N

Signed.....

Date.....

(Authorised to sign as a representative of the Operator)

27 Jan 2023

G Jones

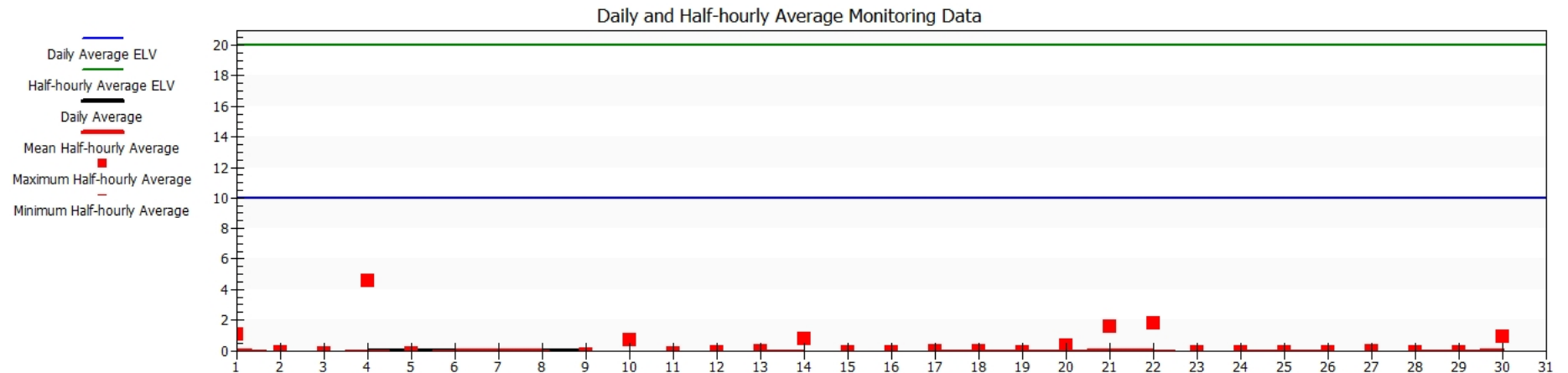
Permit Reference Number : LP3030XA

Operator : Viridor

Installation: trident park cardiff

Form Number:

Reporting of Continuously Monitored Emissions to Air for VOC mg/m3 at Emission Point A1 For the month of November 2022



	Monthly summary		Date	1	2	3	4	5	6	7	8	9	10	11	12	13	14	15	16	17	18	19	20	21	22	23	24	25	26	27	28	29	30	31
Half-hourly average			Half-hourly average ELV	20	20	20	20	20	20	20	20	20	20	20	20	20	20	20	20	20	20	20	20	20	20	20	20	20	20	20	20	20	20	
	Monthly maximum	5	Maximum Half-hourly average	1	0	0	5	0	Off	Off	Off	0	1	0	0	0	1	0	0	0	0	0	0	2	2	0	0	0	0	0	0	0	1	
	Monthly mean	0	Mean Half-hourly average	0	0	0	0	0	Off	Off	Off	0	0	0	0	0	0	0	0	0	0	0	0	0	0	0	0	0	0	0	0	0		
	Monthly minimum	0	Minimum Half-hourly average	0	0	0	0	0	Off	Off	Off	0	0	0	0	0	0	0	0	0	0	0	0	0	0	0	0	0	0	0	0	0		
	Total Invalid results	0	No of Invalid results	0	0	0	0	0	0	0	0	0	0	0	0	0	0	0	0	0	0	0	0	0	0	0	0	0	0	0	0	0		
	Sum of exceedances	0	No of exceedances of ELV	0	0	0	0	0	Off	Off	Off	0	0	0	0	0	0	0	0	0	0	0	0	0	0	0	0	0	0	0	0	0	0	
Daily average			Daily average ELV	10	10	10	10	10	10	10	10	10	10	10	10	10	10	10	10	10	10	10	10	10	10	10	10	10	10	10	10	10	10	
	Monthly maximum	0	Daily average	0	0	0	0	N/A	Off	Off	Off	N/A	0	0	0	0	0	0	0	0	0	0	0	0	0	0	0	0	0	0	0	0	0	
	No of invalid days	0	Value Valid?	Y	Y	Y	Y	Y	Y	Y	Y	Y	Y	Y	Y	Y	Y	Y	Y	Y	Y	Y	Y	Y	Y	Y	Y	Y	Y	Y	Y	Y		
	Sum of exceedances	0	Value Exceeds ELV?	N	N	N	N	N	N	N	N	N	N	N	N	N	N	N	N	N	N	N	N	N	N	N	N	N	N	N	N	N	N	

Signed.....

Date.....

(Authorised to sign as a representative of the Operator)

27 Jan 2023

G Jones

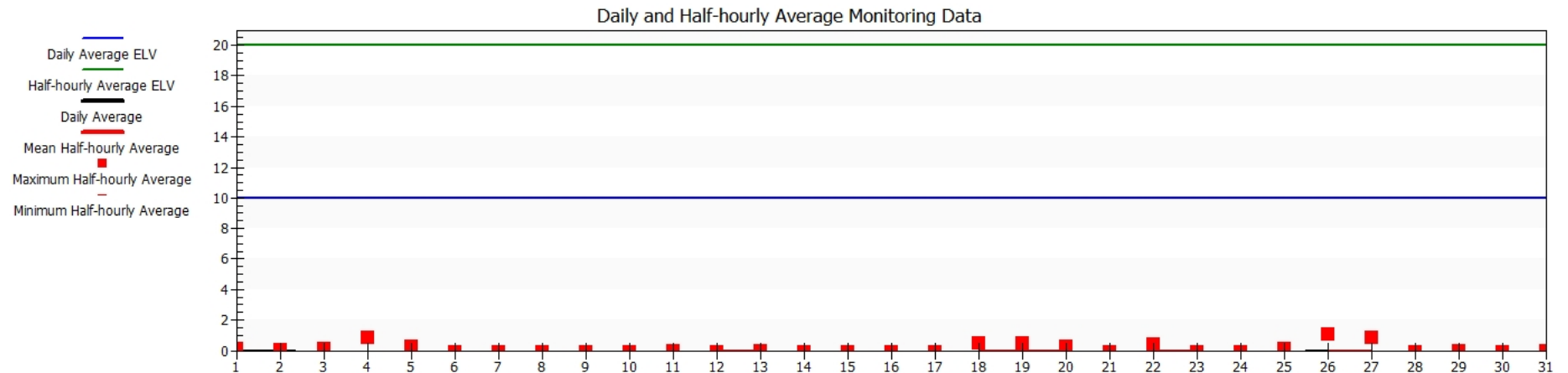
Permit Reference Number : LP3030XA

Operator : Viridor

Installation: trident park cardiff

Form Number:

Reporting of Continuously Monitored Emissions to Air for VOC mg/m3 at Emission Point A1 For the month of December 2022



	Monthly summary		Date	1	2	3	4	5	6	7	8	9	10	11	12	13	14	15	16	17	18	19	20	21	22	23	24	25	26	27	28	29	30	31
Half-hourly average			Half-hourly average ELV	20	20	20	20	20	20	20	20	20	20	20	20	20	20	20	20	20	20	20	20	20	20	20	20	20	20	20	20	20	20	20
	Monthly maximum	1	Maximum Half-hourly average	0	0	0	1	0	0	0	0	0	0	0	0	0	0	0	0	0	0	0	0	0	0	0	0	0	1	1	0	0	0	0
	Monthly mean	0	Mean Half-hourly average	0	0	0	0	0	0	0	0	0	0	0	0	0	0	0	0	0	0	0	0	0	0	0	0	0	0	0	0	0	0	0
	Monthly minimum	0	Minimum Half-hourly average	0	0	0	0	0	0	0	0	0	0	0	0	0	0	0	0	0	0	0	0	0	0	0	0	0	0	0	0	0	0	0
	Total Invalid results	0	No of Invalid results	0	0	0	0	0	0	0	0	0	0	0	0	0	0	0	0	0	0	0	0	0	0	0	0	0	0	0	0	0	0	0
	Sum of exceedances	0	No of exceedances of ELV	0	0	0	0	0	0	0	0	0	0	0	0	0	0	0	0	0	0	0	0	0	0	0	0	0	0	0	0	0	0	0
Daily average			Daily average ELV	10	10	10	10	10	10	10	10	10	10	10	10	10	10	10	10	10	10	10	10	10	10	10	10	10	10	10	10	10	10	10
	Monthly maximum	0	Daily average	0	N/A	0	0	0	0	0	0	0	0	0	0	0	0	0	0	0	0	0	0	0	0	0	0	0	N/A	0	0	0	0	0
	No of invalid days	2	Value Valid?	Y	N	Y	Y	Y	Y	Y	Y	Y	Y	Y	Y	Y	Y	Y	Y	Y	Y	Y	Y	Y	Y	Y	Y	Y	N	Y	Y	Y	Y	Y
	Sum of exceedances	0	Value Exceeds ELV?	N	N	N	N	N	N	N	N	N	N	N	N	N	N	N	N	N	N	N	N	N	N	N	N	N	N	N	N	N	N	N

Signed.....

Date.....

(Authorised to sign as a representative of the Operator)

27 Jan 2023

G Jones

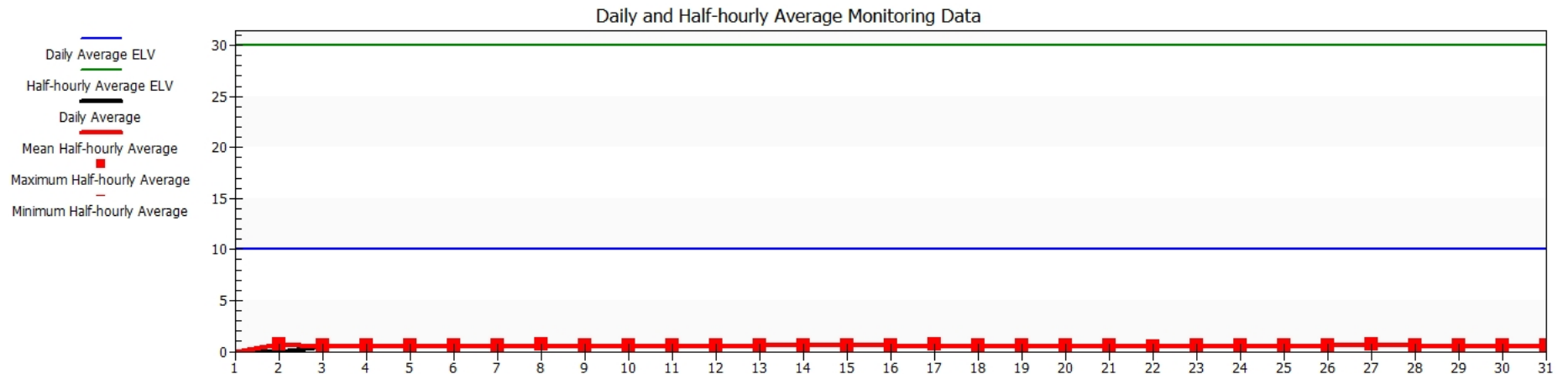
Permit Reference Number : LP3030XA

Operator : Viridor

Installation: trident park cardiff

Form Number:

Reporting of Continuously Monitored Emissions to Air for Particulates mg/m3 at Emission Point A1 For the month of October 2022



	Monthly summary		Date	1	2	3	4	5	6	7	8	9	10	11	12	13	14	15	16	17	18	19	20	21	22	23	24	25	26	27	28	29	30	31
Half-hourly average			Half-hourly average ELV	30	30	30	30	30	30	30	30	30	30	30	30	30	30	30	30	30	30	30	30	30	30	30	30	30	30	30	30	30	30	30
	Monthly maximum	1	Maximum Half-hourly average	Off	1	1	1	1	1	1	1	1	1	1	1	1	1	1	1	1	1	1	1	1	1	1	1	1	1	1	1	1	1	1
	Monthly mean	1	Mean Half-hourly average	Off	1	1	1	1	1	1	1	1	1	0	1	1	1	1	1	1	1	1	1	1	1	1	1	1	1	1	1	1	1	1
	Monthly minimum	0	Minimum Half-hourly average	Off	1	1	1	1	0	1	0	1	0	0	0	0	1	1	1	1	0	0	1	1	1	1	1	1	1	1	1	1	0	0
	Total Invalid results	0	No of Invalid results	0	0	0	0	0	0	0	0	0	0	0	0	0	0	0	0	0	0	0	0	0	0	0	0	0	0	0	0	0	0	0
	Sum of exceedances	0	No of exceedances of ELV	Off	0	0	0	0	0	0	0	0	0	0	0	0	0	0	0	0	0	0	0	0	0	0	0	0	0	0	0	0	0	0
Daily average			Daily average ELV	10	10	10	10	10	10	10	10	10	10	10	10	10	10	10	10	10	10	10	10	10	10	10	10	10	10	10	10	10	10	10
	Monthly maximum	1	Daily average	Off	N/A	1	1	1	1	1	1	1	0	1	1	1	1	1	1	1	1	1	1	1	1	1	1	1	1	1	1	1	1	1
	No of invalid days	0	Value Valid?	Y	Y	Y	Y	Y	Y	Y	Y	Y	Y	Y	Y	Y	Y	Y	Y	Y	Y	Y	Y	Y	Y	Y	Y	Y	Y	Y	Y	Y	Y	
	Sum of exceedances	0	Value Exceeds ELV?	N	N	N	N	N	N	N	N	N	N	N	N	N	N	N	N	N	N	N	N	N	N	N	N	N	N	N	N	N	N	N

Signed.....

Date.....

(Authorised to sign as a representative of the Operator)

27 Jan 2023

G Jones

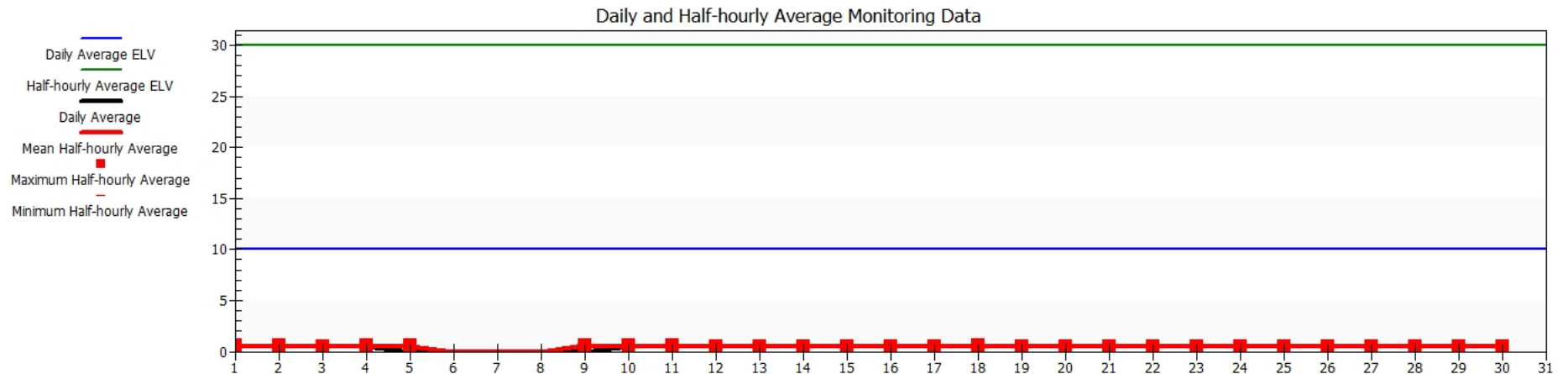
Permit Reference Number : LP3030XA

Operator : Viridor

Installation: trident park cardiff

Form Number:

Reporting of Continuously Monitored Emissions to Air for Particulates mg/m3 at Emission Point A1 For the month of November 2022



	Monthly summary		Date	1	2	3	4	5	6	7	8	9	10	11	12	13	14	15	16	17	18	19	20	21	22	23	24	25	26	27	28	29	30	31
Half-hourly average			Half-hourly average ELV	30	30	30	30	30	30	30	30	30	30	30	30	30	30	30	30	30	30	30	30	30	30	30	30	30	30	30	30	30	30	31
	Monthly maximum	1	Maximum Half-hourly average	1	1	1	1	1	Off	Off	Off	1	1	1	1	1	1	1	1	1	1	0	0	1	1	1	1	1	1	1	1	0	0	
	Monthly mean	0	Mean Half-hourly average	1	1	1	1	1	Off	Off	Off	1	1	1	1	1	1	1	0	0	0	0	0	0	0	0	0	0	0	0	0	0	0	
	Monthly minimum	0	Minimum Half-hourly average	0	1	0	0	0	Off	Off	Off	1	0	1	0	0	1	0	0	0	0	0	0	0	0	0	0	0	0	0	0	0	0	
	Total Invalid results	0	No of Invalid results	0	0	0	0	0	0	0	0	0	0	0	0	0	0	0	0	0	0	0	0	0	0	0	0	0	0	0	0	0	0	
	Sum of exceedances	0	No of exceedances of ELV	0	0	0	0	0	Off	Off	Off	0	0	0	0	0	0	0	0	0	0	0	0	0	0	0	0	0	0	0	0	0	0	0
Daily average			Daily average ELV	10	10	10	10	10	10	10	10	10	10	10	10	10	10	10	10	10	10	10	10	10	10	10	10	10	10	10	10	10	10	
	Monthly maximum	1	Daily average	1	1	1	1	N/A	Off	Off	Off	N/A	1	1	1	1	1	1	0	0	0	0	0	0	0	0	0	0	0	0	0	0	0	
	No of invalid days	0	Value Valid?	Y	Y	Y	Y	Y	Y	Y	Y	Y	Y	Y	Y	Y	Y	Y	Y	Y	Y	Y	Y	Y	Y	Y	Y	Y	Y	Y	Y	Y		
	Sum of exceedances	0	Value Exceeds ELV?	N	N	N	N	N	N	N	N	N	N	N	N	N	N	N	N	N	N	N	N	N	N	N	N	N	N	N	N	N	N	

Signed.....

Date.....

(Authorised to sign as a representative of the Operator)

27 Jan 2023

G Jones

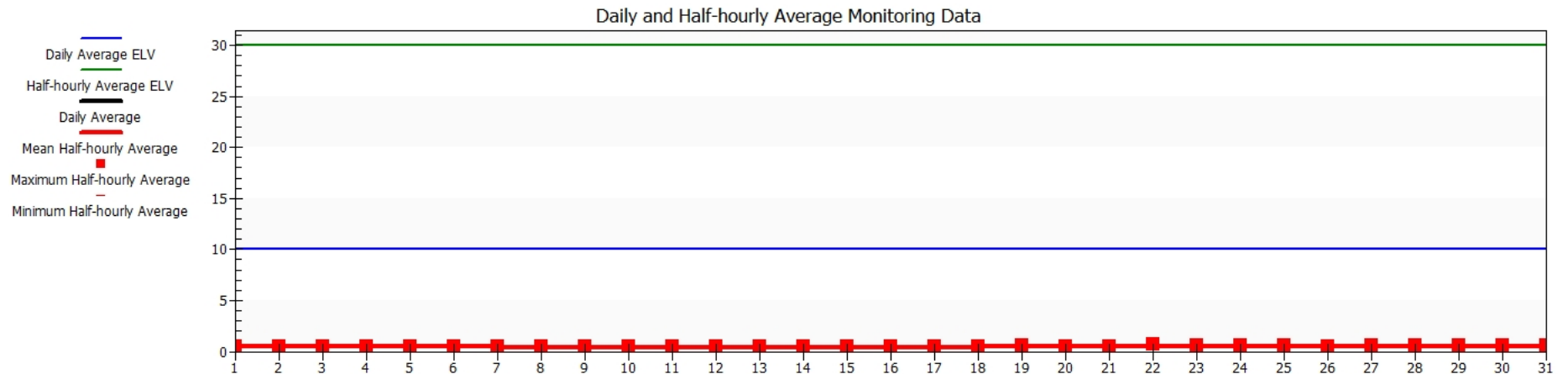
Permit Reference Number : LP3030XA

Operator : Viridor

Installation: trident park cardiff

Form Number:

Reporting of Continuously Monitored Emissions to Air for Particulates mg/m3 at Emission Point A1 For the month of December 2022



	Monthly summary		Date	1	2	3	4	5	6	7	8	9	10	11	12	13	14	15	16	17	18	19	20	21	22	23	24	25	26	27	28	29	30	31
Half-hourly average			Half-hourly average ELV	30	30	30	30	30	30	30	30	30	30	30	30	30	30	30	30	30	30	30	30	30	30	30	30	30	30	30	30	30	30	30
	Monthly maximum	1	Maximum Half-hourly average	0	1	0	1	0	0	0	0	0	0	0	0	0	0	0	0	0	1	1	1	1	1	1	1	1	1	1	1	1	1	1
	Monthly mean	0	Mean Half-hourly average	0	0	0	0	0	0	0	0	0	0	0	0	0	0	0	0	0	1	0	0	0	1	1	1	0	1	1	1	1	1	
	Monthly minimum	0	Minimum Half-hourly average	0	0	0	0	0	0	0	0	0	0	0	0	0	0	0	0	0	0	0	0	0	0	0	1	0	0	1	0	0	1	
	Total Invalid results	0	No of Invalid results	0	0	0	0	0	0	0	0	0	0	0	0	0	0	0	0	0	0	0	0	0	0	0	0	0	0	0	0	0	0	
	Sum of exceedances	0	No of exceedances of ELV	0	0	0	0	0	0	0	0	0	0	0	0	0	0	0	0	0	0	0	0	0	0	0	0	0	0	0	0	0	0	0
Daily average			Daily average ELV	10	10	10	10	10	10	10	10	10	10	10	10	10	10	10	10	10	10	10	10	10	10	10	10	10	10	10	10	10	10	10
	Monthly maximum	1	Daily average	0	0	0	0	0	0	0	0	0	0	0	0	0	0	0	0	0	1	0	0	0	1	1	1	0	1	1	1	1	1	1
	No of invalid days	0	Value Valid?	Y	Y	Y	Y	Y	Y	Y	Y	Y	Y	Y	Y	Y	Y	Y	Y	Y	Y	Y	Y	Y	Y	Y	Y	Y	Y	Y	Y	Y	Y	
	Sum of exceedances	0	Value Exceeds ELV?	N	N	N	N	N	N	N	N	N	N	N	N	N	N	N	N	N	N	N	N	N	N	N	N	N	N	N	N	N	N	N

Signed.....

Date.....

(Authorised to sign as a representative of the Operator)

27 Jan 2023

G Jones

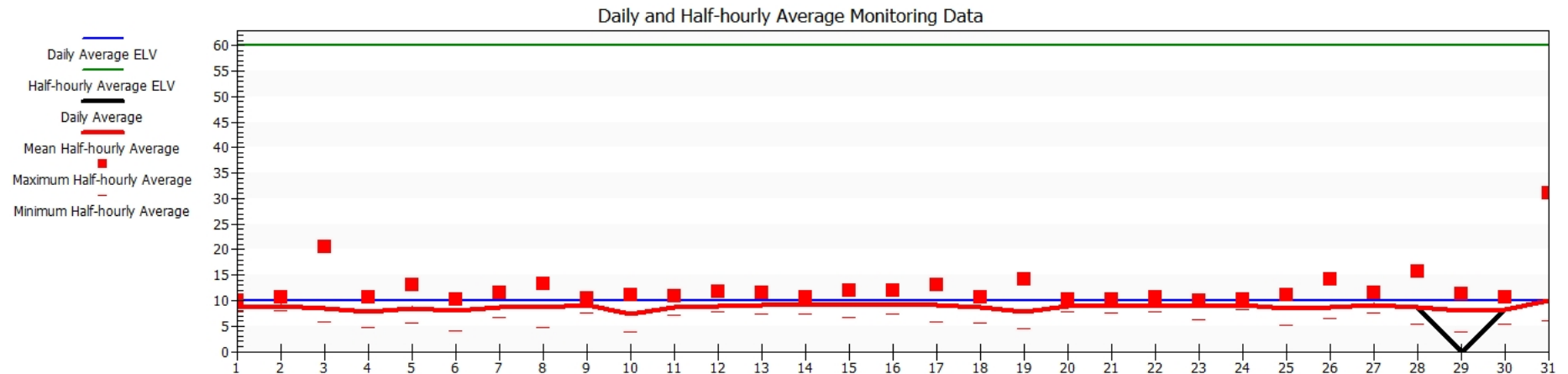
Permit Reference Number : LP3030XA

Operator : Viridor

Installation: trident park cardiff

Form Number:

Reporting of Continuously Monitored Emissions to Air for HCl mg/m3 at Emission Point A2 For the month of October 2022



	Monthly summary		Date	1	2	3	4	5	6	7	8	9	10	11	12	13	14	15	16	17	18	19	20	21	22	23	24	25	26	27	28	29	30	31	
Half-hourly average			Half-hourly average ELV	60	60	60	60	60	60	60	60	60	60	60	60	60	60	60	60	60	60	60	60	60	60	60	60	60	60	60	60	60	60		
	Monthly maximum	31	Maximum Half-hourly average	10	11	21	11	13	10	11	13	10	11	11	12	12	11	12	12	13	11	14	10	10	11	10	10	11	14	11	16	11	11	31	
	Monthly mean	9	Mean Half-hourly average	9	9	9	8	8	8	9	9	9	7	9	9	9	9	9	9	9	9	8	9	9	9	9	9	8	9	9	9	8	8	10	
	Monthly minimum	4	Minimum Half-hourly average	8	8	6	5	6	4	7	5	8	4	7	8	7	7	7	7	6	6	5	8	8	8	6	8	5	7	8	5	4	5	6	
	Total Invalid results	0	No of Invalid results	0	0	0	0	0	0	0	0	0	0	0	0	0	0	0	0	0	0	0	0	0	0	0	0	0	0	0	0	0	0	0	
	Sum of exceedances	0	No of exceedances of ELV	0	0	0	0	0	0	0	0	0	0	0	0	0	0	0	0	0	0	0	0	0	0	0	0	0	0	0	0	0	0	0	
Daily average			Daily average ELV	10	10	10	10	10	10	10	10	10	10	10	10	10	10	10	10	10	10	10	10	10	10	10	10	10	10	10	10	10	10	10	
	Monthly maximum	10	Daily average	9	9	9	8	8	8	9	9	9	7	9	9	9	9	9	9	9	9	8	9	9	9	9	9	9	8	9	9	9	N/A	8	10
	No of invalid days	0	Value Valid?	Y	Y	Y	Y	Y	Y	Y	Y	Y	Y	Y	Y	Y	Y	Y	Y	Y	Y	Y	Y	Y	Y	Y	Y	Y	Y	Y	Y	Y	Y	Y	
	Sum of exceedances	0	Value Exceeds ELV?	N	N	N	N	N	N	N	N	N	N	N	N	N	N	N	N	N	N	N	N	N	N	N	N	N	N	N	N	N	N	N	

Signed.....

Date.....

(Authorised to sign as a representative of the Operator)

27 Jan 2023

G Jones

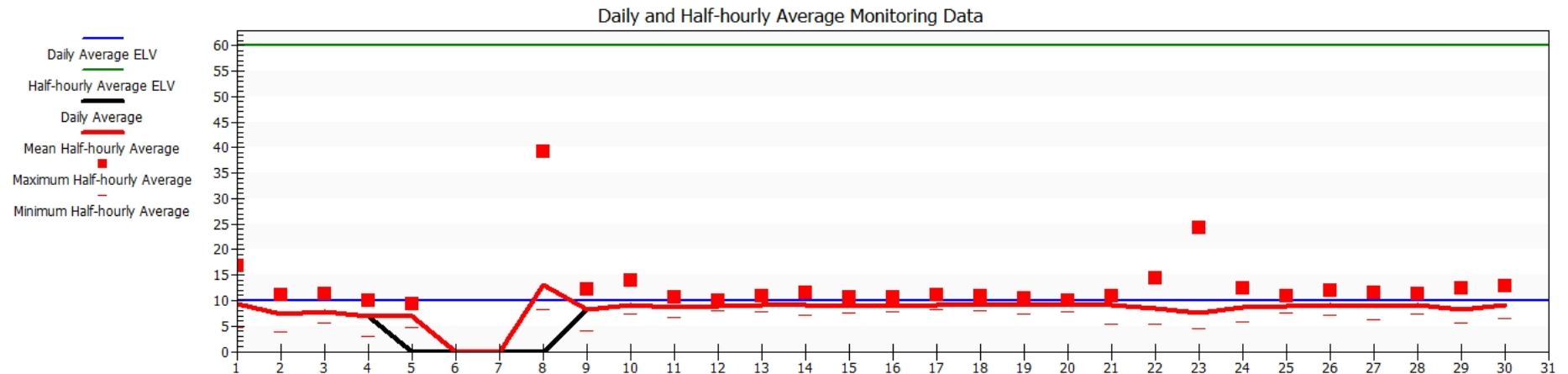
Permit Reference Number : LP3030XA

Operator : Viridor

Installation: trident park cardiff

Form Number:

Reporting of Continuously Monitored Emissions to Air for HCl mg/m3 at Emission Point A2 For the month of November 2022



	Monthly summary		Date	1	2	3	4	5	6	7	8	9	10	11	12	13	14	15	16	17	18	19	20	21	22	23	24	25	26	27	28	29	30	31
Half-hourly average			Half-hourly average ELV	60	60	60	60	60	60	60	60	60	60	60	60	60	60	60	60	60	60	60	60	60	60	60	60	60	60	60	60	60		
	Monthly maximum	39	Maximum Half-hourly average	17	11	11	10	9	Off	Off	39	12	14	11	10	11	12	11	11	11	11	10	10	11	14	24	12	11	12	11	11	12	13	
	Monthly mean	9	Mean Half-hourly average	9	7	8	7	7	Off	Off	13	8	9	9	9	9	9	9	9	9	9	9	9	9	8	8	9	9	9	9	9	8	9	
	Monthly minimum	3	Minimum Half-hourly average	5	4	6	3	5	Off	Off	8	4	7	7	8	8	7	8	8	8	8	7	8	5	5	5	6	8	7	6	7	6	6	
	Total Invalid results	0	No of Invalid results	0	0	0	0	0	0	0	0	0	0	0	0	0	0	0	0	0	0	0	0	0	0	0	0	0	0	0	0	0	0	
	Sum of exceedances	0	No of exceedances of ELV	0	0	0	0	0	Off	Off	0	0	0	0	0	0	0	0	0	0	0	0	0	0	0	0	0	0	0	0	0	0	0	0
Daily average			Daily average ELV	10	10	10	10	10	10	10	10	10	10	10	10	10	10	10	10	10	10	10	10	10	10	10	10	10	10	10	10	10	10	
	Monthly maximum	9	Daily average	9	7	8	7	N/A	Off	Off	N/A	8	9	9	9	9	9	9	9	9	9	9	9	9	8	8	9	9	9	9	9	8	9	
	No of invalid days	0	Value Valid?	Y	Y	Y	Y	Y	Y	Y	Y	Y	Y	Y	Y	Y	Y	Y	Y	Y	Y	Y	Y	Y	Y	Y	Y	Y	Y	Y	Y	Y	Y	
	Sum of exceedances	0	Value Exceeds ELV?	N	N	N	N	N	N	N	N	N	N	N	N	N	N	N	N	N	N	N	N	N	N	N	N	N	N	N	N	N	N	N

Signed.....

Date.....

(Authorised to sign as a representative of the Operator)

27 Jan 2023

G Jones

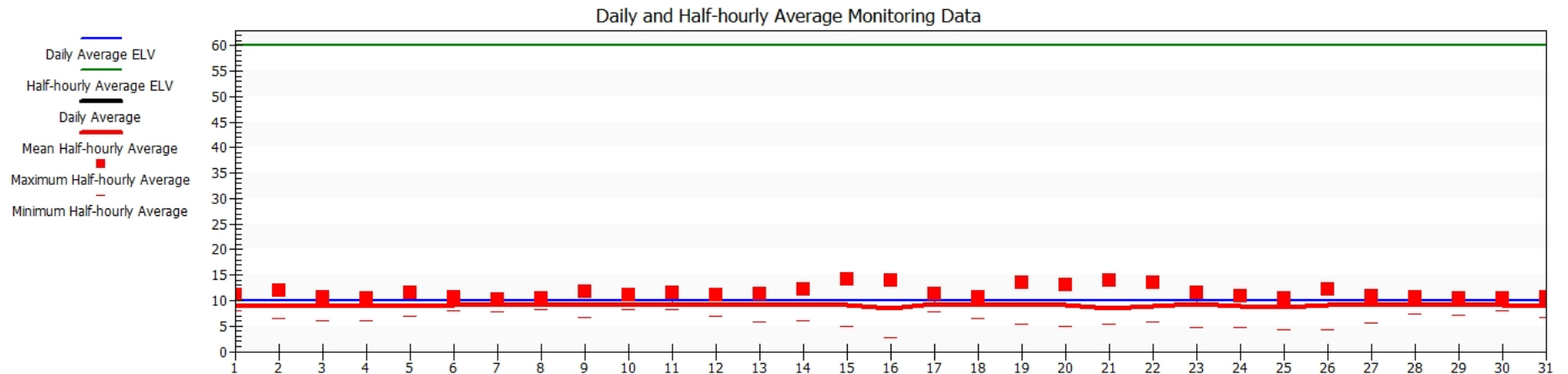
Permit Reference Number : LP3030XA

Operator : Viridor

Installation: trident park cardiff

Form Number:

Reporting of Continuously Monitored Emissions to Air for HCl mg/m3 at Emission Point A2 For the month of December 2022



	Monthly summary		Date	1	2	3	4	5	6	7	8	9	10	11	12	13	14	15	16	17	18	19	20	21	22	23	24	25	26	27	28	29	30	31
Half-hourly average			Half-hourly average ELV	60	60	60	60	60	60	60	60	60	60	60	60	60	60	60	60	60	60	60	60	60	60	60	60	60	60	60	60	60	60	60
	Monthly maximum	14	Maximum Half-hourly average	11	12	11	10	12	11	10	10	12	11	12	11	11	12	14	14	11	11	13	13	14	13	12	11	10	12	11	11	10	10	11
	Monthly mean	9	Mean Half-hourly average	9	9	9	9	9	9	9	9	9	9	9	9	9	9	9	9	9	9	9	9	8	9	9	9	9	9	9	9	9	9	
	Monthly minimum	3	Minimum Half-hourly average	8	7	6	6	7	8	8	8	7	8	8	7	6	6	5	3	8	6	5	5	5	6	5	5	4	4	6	7	7	8	7
	Total Invalid results	0	No of Invalid results	0	0	0	0	0	0	0	0	0	0	0	0	0	0	0	0	0	0	0	0	0	0	0	0	0	0	0	0	0	0	
	Sum of exceedances	0	No of exceedances of ELV	0	0	0	0	0	0	0	0	0	0	0	0	0	0	0	0	0	0	0	0	0	0	0	0	0	0	0	0	0	0	0
Daily average			Daily average ELV	10	10	10	10	10	10	10	10	10	10	10	10	10	10	10	10	10	10	10	10	10	10	10	10	10	10	10	10	10	10	10
	Monthly maximum	9	Daily average	9	9	9	9	9	9	9	9	9	9	9	9	9	9	9	9	9	9	9	9	8	9	9	9	9	9	9	9	9	9	9
	No of invalid days	0	Value Valid?	Y	Y	Y	Y	Y	Y	Y	Y	Y	Y	Y	Y	Y	Y	Y	Y	Y	Y	Y	Y	Y	Y	Y	Y	Y	Y	Y	Y	Y	Y	Y
	Sum of exceedances	0	Value Exceeds ELV?	N	N	N	N	N	N	N	N	N	N	N	N	N	N	N	N	N	N	N	N	N	N	N	N	N	N	N	N	N	N	N

Signed.....

Date.....

(Authorised to sign as a representative of the Operator)

27 Jan 2023

G Jones

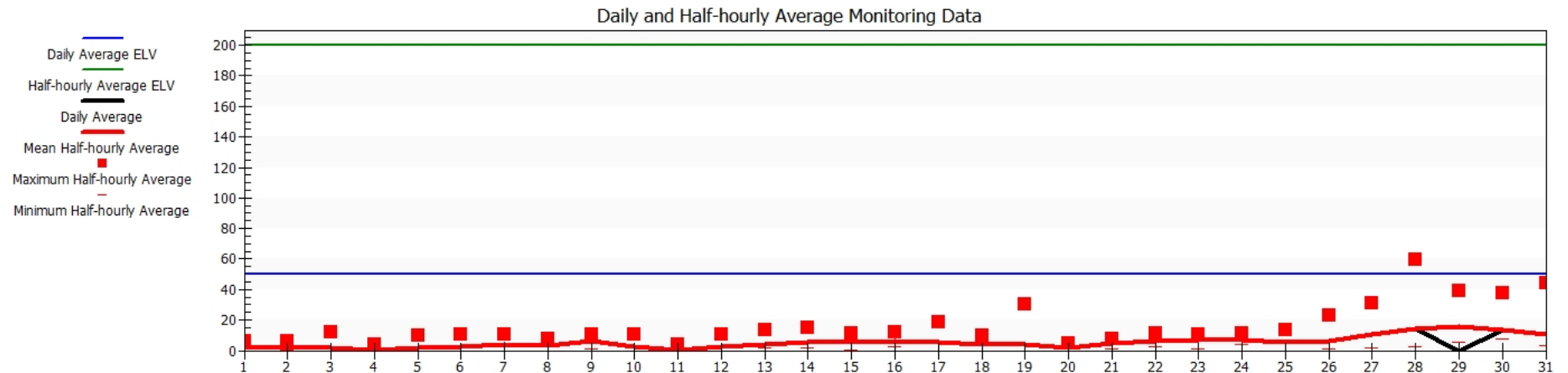
Permit Reference Number : LP3030XA

Operator : Viridor

Installation: trident park cardiff

Form Number:

Reporting of Continuously Monitored Emissions to Air for SO₂ mg/m³ at Emission Point A2 For the month of October 2022



	Monthly summary		Date	1	2	3	4	5	6	7	8	9	10	11	12	13	14	15	16	17	18	19	20	21	22	23	24	25	26	27	28	29	30	31
Half-hourly average			Half-hourly average ELV	200	200	200	200	200	200	200	200	200	200	200	200	200	200	200	200	200	200	200	200	200	200	200	200	200	200	200	200	200	200	200
	Monthly maximum	60	Maximum Half-hourly average	6	6	12	4	10	11	11	8	10	10	4	11	14	15	11	12	19	10	31	5	8	11	11	11	13	23	31	60	39	38	44
	Monthly mean	5	Mean Half-hourly average	2	2	2	0	2	3	4	3	6	2	0	3	4	5	6	6	6	4	4	2	4	6	7	7	5	6	11	15	16	14	11
	Monthly minimum	0	Minimum Half-hourly average	0	0	0	0	0	0	0	0	1	0	0	0	1	2	0	2	0	0	0	0	1	3	1	4	0	1	2	3	5	8	3
	Total Invalid results	0	No of Invalid results	0	0	0	0	0	0	0	0	0	0	0	0	0	0	0	0	0	0	0	0	0	0	0	0	0	0	0	0	0	0	0
	Sum of exceedances	0	No of exceedances of ELV	0	0	0	0	0	0	0	0	0	0	0	0	0	0	0	0	0	0	0	0	0	0	0	0	0	0	0	0	0	0	0
Daily average			Daily average ELV	50	50	50	50	50	50	50	50	50	50	50	50	50	50	50	50	50	50	50	50	50	50	50	50	50	50	50	50	50	50	50
	Monthly maximum	15	Daily average	2	2	2	0	2	3	4	3	6	2	0	3	4	5	6	6	6	4	4	2	4	6	7	7	5	6	11	15	N/A	14	11
	No of invalid days	0	Value Valid?	Y	Y	Y	Y	Y	Y	Y	Y	Y	Y	Y	Y	Y	Y	Y	Y	Y	Y	Y	Y	Y	Y	Y	Y	Y	Y	Y	Y	Y	Y	
	Sum of exceedances	0	Value Exceeds ELV?	N	N	N	N	N	N	N	N	N	N	N	N	N	N	N	N	N	N	N	N	N	N	N	N	N	N	N	N	N	N	N

Signed.....

Date.....

(Authorised to sign as a representative of the Operator)

27 Jan 2023

G Jones

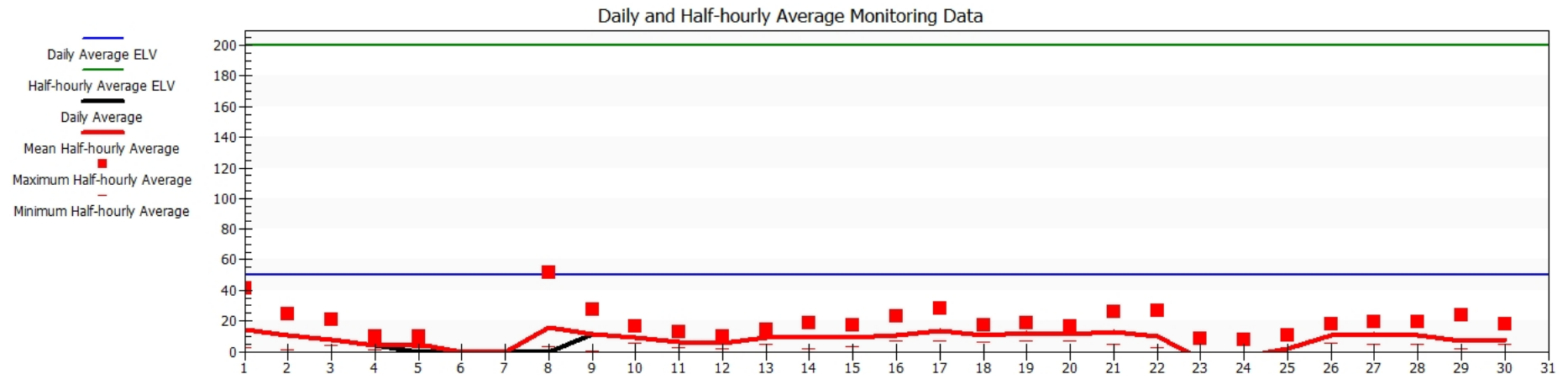
Permit Reference Number : LP3030XA

Operator : Viridor

Installation: trident park cardiff

Form Number:

Reporting of Continuously Monitored Emissions to Air for SO₂ mg/m³ at Emission Point A2 For the month of November 2022



	Monthly summary		Date	1	2	3	4	5	6	7	8	9	10	11	12	13	14	15	16	17	18	19	20	21	22	23	24	25	26	27	28	29	30	31
Half-hourly average			Half-hourly average ELV	200	200	200	200	200	200	200	200	200	200	200	200	200	200	200	200	200	200	200	200	200	200	200	200	200	200	200	200	200	200	200
	Monthly maximum	52	Maximum Half-hourly average	41	25	21	10	10	Off	Off	52	27	16	12	10	14	18	17	23	28	17	18	17	26	27	8	8	11	18	19	19	24	18	
	Monthly mean	9	Mean Half-hourly average	14	11	8	4	5	Off	Off	16	11	9	6	6	9	9	9	11	14	11	12	11	13	10	0	0	2	11	11	11	7	8	
	Monthly minimum	0	Minimum Half-hourly average	2	1	4	1	2	Off	Off	4	0	6	2	2	4	2	4	7	7	6	7	7	4	2	0	0	0	6	5	5	2	4	
	Total Invalid results	0	No of Invalid results	0	0	0	0	0	0	0	0	0	0	0	0	0	0	0	0	0	0	0	0	0	0	0	0	0	0	0	0	0	0	
	Sum of exceedances	0	No of exceedances of ELV	0	0	0	0	0	Off	Off	0	0	0	0	0	0	0	0	0	0	0	0	0	0	0	0	0	0	0	0	0	0	0	0
Daily average			Daily average ELV	50	50	50	50	50	50	50	50	50	50	50	50	50	50	50	50	50	50	50	50	50	50	50	50	50	50	50	50	50	50	50
	Monthly maximum	14	Daily average	14	11	8	4	N/A	Off	Off	N/A	11	9	6	6	9	9	9	11	14	11	12	11	13	10	0	0	2	11	11	11	7	8	
	No of invalid days	0	Value Valid?	Y	Y	Y	Y	Y	Y	Y	Y	Y	Y	Y	Y	Y	Y	Y	Y	Y	Y	Y	Y	Y	Y	Y	Y	Y	Y	Y	Y	Y	Y	
	Sum of exceedances	0	Value Exceeds ELV?	N	N	N	N	N	N	N	N	N	N	N	N	N	N	N	N	N	N	N	N	N	N	N	N	N	N	N	N	N	N	N

Signed.....

Date.....

(Authorised to sign as a representative of the Operator)

27 Jan 2023

G Jones

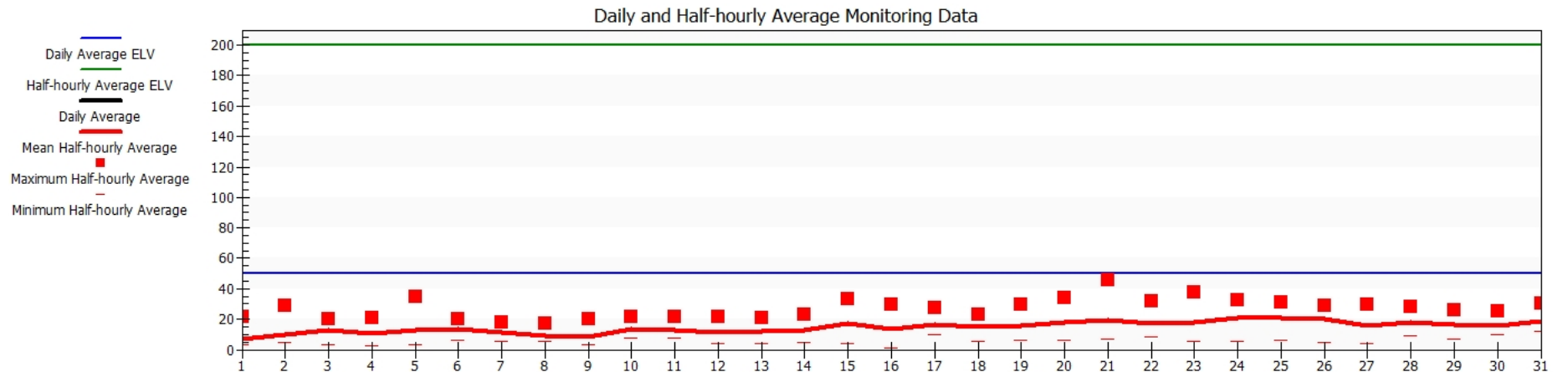
Permit Reference Number : LP3030XA

Operator : Viridor

Installation: trident park cardiff

Form Number:

Reporting of Continuously Monitored Emissions to Air for SO₂ mg/m³ at Emission Point A2 For the month of December 2022



	Monthly summary		Date	1	2	3	4	5	6	7	8	9	10	11	12	13	14	15	16	17	18	19	20	21	22	23	24	25	26	27	28	29	30	31
Half-hourly average			Half-hourly average ELV	200	200	200	200	200	200	200	200	200	200	200	200	200	200	200	200	200	200	200	200	200	200	200	200	200	200	200	200	200	200	200
	Monthly maximum	46	Maximum Half-hourly average	22	29	20	21	35	20	18	17	20	22	21	22	21	23	33	30	27	23	29	34	46	32	38	33	31	29	30	28	26	25	30
	Monthly mean	15	Mean Half-hourly average	7	10	12	10	13	13	11	9	9	13	13	11	12	13	17	14	16	15	16	18	20	17	18	21	21	20	16	18	17	16	19
	Monthly minimum	1	Minimum Half-hourly average	3	4	3	3	3	6	5	5	3	8	8	4	4	5	4	1	10	6	7	6	7	8	5	5	6	5	4	9	7	10	12
	Total Invalid results	0	No of Invalid results	0	0	0	0	0	0	0	0	0	0	0	0	0	0	0	0	0	0	0	0	0	0	0	0	0	0	0	0	0	0	0
	Sum of exceedances	0	No of exceedances of ELV	0	0	0	0	0	0	0	0	0	0	0	0	0	0	0	0	0	0	0	0	0	0	0	0	0	0	0	0	0	0	0
Daily average			Daily average ELV	50	50	50	50	50	50	50	50	50	50	50	50	50	50	50	50	50	50	50	50	50	50	50	50	50	50	50	50	50	50	50
	Monthly maximum	21	Daily average	7	10	12	10	13	13	11	9	9	13	13	11	12	13	17	14	16	15	16	18	20	17	18	21	21	20	16	18	17	16	19
	No of invalid days	0	Value Valid?	Y	Y	Y	Y	Y	Y	Y	Y	Y	Y	Y	Y	Y	Y	Y	Y	Y	Y	Y	Y	Y	Y	Y	Y	Y	Y	Y	Y	Y	Y	
	Sum of exceedances	0	Value Exceeds ELV?	N	N	N	N	N	N	N	N	N	N	N	N	N	N	N	N	N	N	N	N	N	N	N	N	N	N	N	N	N	N	N

Signed.....

Date.....

(Authorised to sign as a representative of the Operator)

27 Jan 2023

G Jones

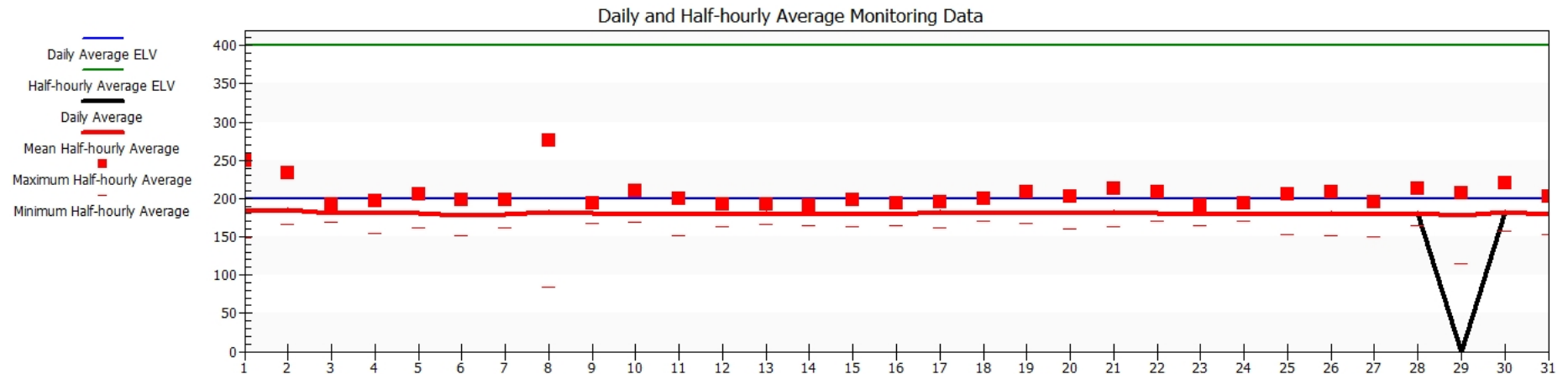
Permit Reference Number : LP3030XA

Operator : Viridor

Installation: trident park cardiff

Form Number:

Reporting of Continuously Monitored Emissions to Air for NOx mg/m3 at Emission Point A2 For the month of October 2022



	Monthly summary		Date	1	2	3	4	5	6	7	8	9	10	11	12	13	14	15	16	17	18	19	20	21	22	23	24	25	26	27	28	29	30	31
Half-hourly average			Half-hourly average ELV	400	400	400	400	400	400	400	400	400	400	400	400	400	400	400	400	400	400	400	400	400	400	400	400	400	400	400	400	400	400	400
	Monthly maximum	276	Maximum Half-hourly average	250	234	193	197	206	198	199	276	193	211	200	192	193	191	199	194	195	200	208	203	213	208	190	194	206	208	195	212	208	221	203
	Monthly mean	180	Mean Half-hourly average	183	185	180	180	181	179	179	182	180	179	179	179	181	180	179	180	182	181	181	180	182	181	179	180	179	181	180	181	178	182	180
	Monthly minimum	84	Minimum Half-hourly average	149	167	169	155	162	151	162	84	168	170	151	163	167	165	164	165	161	171	168	161	163	170	165	170	153	152	151	164	115	157	154
	Total Invalid results	0	No of Invalid results	0	0	0	0	0	0	0	0	0	0	0	0	0	0	0	0	0	0	0	0	0	0	0	0	0	0	0	0	0	0	0
	Sum of exceedances	0	No of exceedances of ELV	0	0	0	0	0	0	0	0	0	0	0	0	0	0	0	0	0	0	0	0	0	0	0	0	0	0	0	0	0	0	0
Daily average			Daily average ELV	200	200	200	200	200	200	200	200	200	200	200	200	200	200	200	200	200	200	200	200	200	200	200	200	200	200	200	200	200	200	200
	Monthly maximum	185	Daily average	183	185	180	180	181	179	179	182	180	179	179	179	181	180	179	180	182	181	181	180	182	181	179	180	179	181	180	181	N/A	182	180
	No of invalid days	0	Value Valid?	Y	Y	Y	Y	Y	Y	Y	Y	Y	Y	Y	Y	Y	Y	Y	Y	Y	Y	Y	Y	Y	Y	Y	Y	Y	Y	Y	Y	Y	Y	
	Sum of exceedances	0	Value Exceeds ELV?	N	N	N	N	N	N	N	N	N	N	N	N	N	N	N	N	N	N	N	N	N	N	N	N	N	N	N	N	N	N	N

Signed.....

Date.....

(Authorised to sign as a representative of the Operator)

27 Jan 2023

G Jones

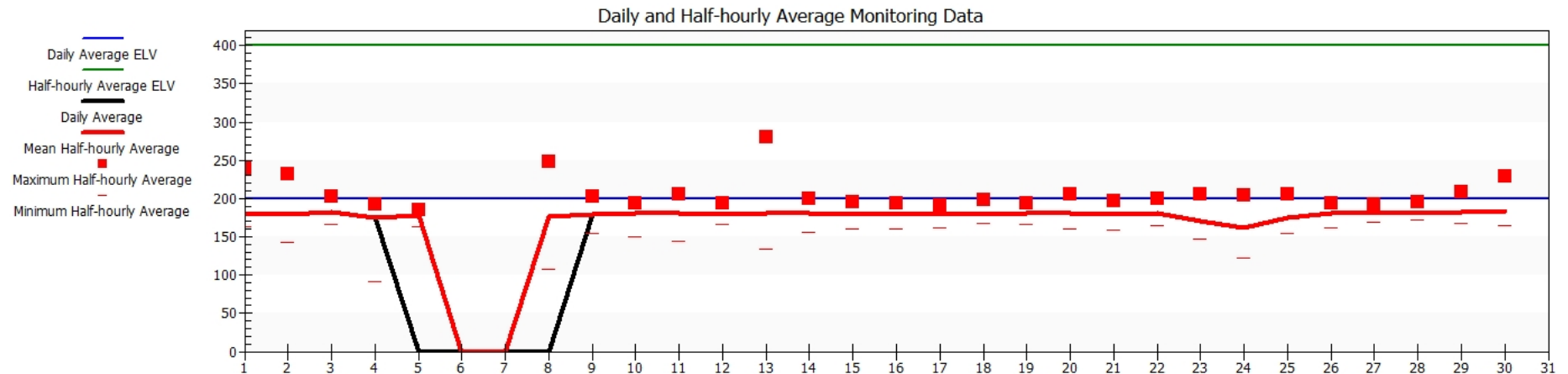
Permit Reference Number : LP3030XA

Operator : Viridor

Installation: trident park cardiff

Form Number:

Reporting of Continuously Monitored Emissions to Air for NOx mg/m3 at Emission Point A2 For the month of November 2022



	Monthly summary		Date	1	2	3	4	5	6	7	8	9	10	11	12	13	14	15	16	17	18	19	20	21	22	23	24	25	26	27	28	29	30	31
Half-hourly average			Half-hourly average ELV	400	400	400	400	400	400	400	400	400	400	400	400	400	400	400	400	400	400	400	400	400	400	400	400	400	400	400	400	400	400	
	Monthly maximum	280	Maximum Half-hourly average	239	232	203	192	186	Off	Off	248	203	193	206	194	280	200	195	193	191	198	194	206	197	200	205	204	206	193	193	195	208	229	
	Monthly mean	179	Mean Half-hourly average	181	180	182	175	178	Off	Off	177	179	180	181	180	181	180	179	180	180	179	180	181	180	181	170	161	175	181	181	181	182	184	
	Monthly minimum	92	Minimum Half-hourly average	163	142	167	92	163	Off	Off	108	154	151	145	166	135	157	161	160	162	167	167	160	158	164	147	123	155	162	169	172	168	165	
	Total Invalid results	0	No of Invalid results	0	0	0	0	0	0	0	0	0	0	0	0	0	0	0	0	0	0	0	0	0	0	0	0	0	0	0	0	0	0	
	Sum of exceedances	0	No of exceedances of ELV	0	0	0	0	0	Off	Off	0	0	0	0	0	0	0	0	0	0	0	0	0	0	0	0	0	0	0	0	0	0	0	0
Daily average			Daily average ELV	200	200	200	200	200	200	200	200	200	200	200	200	200	200	200	200	200	200	200	200	200	200	200	200	200	200	200	200	200	200	
	Monthly maximum	184	Daily average	181	180	182	175	N/A	Off	Off	N/A	179	180	181	180	181	180	179	180	180	179	180	181	180	181	170	161	175	181	181	181	182	184	
	No of invalid days	0	Value Valid?	Y	Y	Y	Y	Y	Y	Y	Y	Y	Y	Y	Y	Y	Y	Y	Y	Y	Y	Y	Y	Y	Y	Y	Y	Y	Y	Y	Y	Y	Y	
	Sum of exceedances	0	Value Exceeds ELV?	N	N	N	N	N	N	N	N	N	N	N	N	N	N	N	N	N	N	N	N	N	N	N	N	N	N	N	N	N	N	N

Signed.....

Date.....

(Authorised to sign as a representative of the Operator)

27 Jan 2023

G Jones

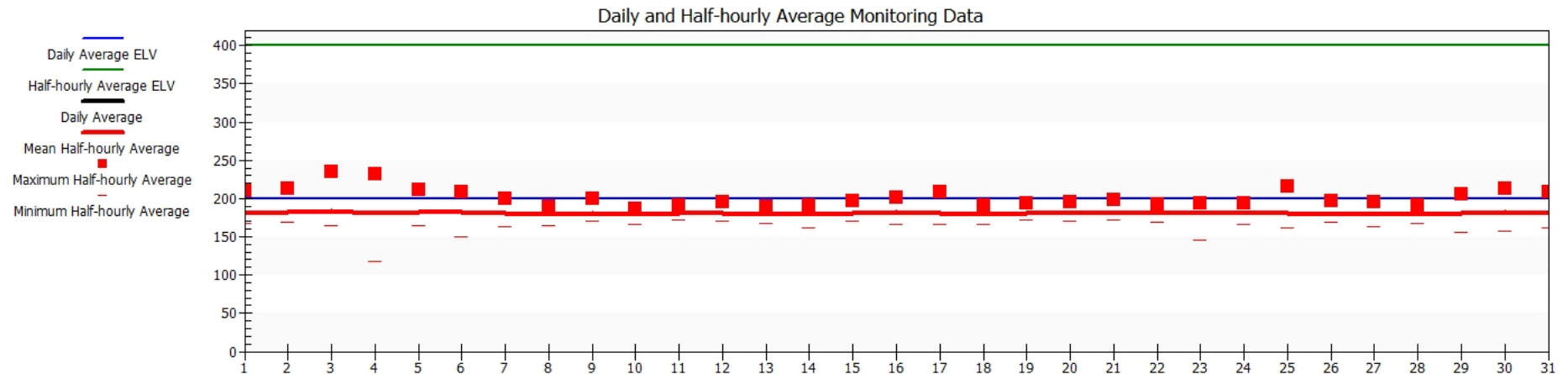
Permit Reference Number : LP3030XA

Operator : Viridor

Installation: trident park cardiff

Form Number:

Reporting of Continuously Monitored Emissions to Air for NOx mg/m3 at Emission Point A2 For the month of December 2022



	Monthly summary		Date	1	2	3	4	5	6	7	8	9	10	11	12	13	14	15	16	17	18	19	20	21	22	23	24	25	26	27	28	29	30	31
Half-hourly average			Half-hourly average ELV	400	400	400	400	400	400	400	400	400	400	400	400	400	400	400	400	400	400	400	400	400	400	400	400	400	400	400	400	400	400	400
	Monthly maximum	235	Maximum Half-hourly average	210	213	235	231	211	209	199	189	200	187	190	195	189	191	196	201	209	191	194	196	199	193	194	194	216	197	195	190	205	212	209
	Monthly mean	181	Mean Half-hourly average	181	182	184	181	183	182	180	180	181	180	180	181	180	180	181	182	181	180	181	180	180	181	180	181	181	180	179	179	181	182	181
	Monthly minimum	118	Minimum Half-hourly average	168	169	165	118	164	150	163	165	170	166	172	170	167	162	170	166	165	167	172	170	172	169	146	166	162	169	163	167	155	158	161
	Total Invalid results	0	No of Invalid results	0	0	0	0	0	0	0	0	0	0	0	0	0	0	0	0	0	0	0	0	0	0	0	0	0	0	0	0	0	0	0
	Sum of exceedances	0	No of exceedances of ELV	0	0	0	0	0	0	0	0	0	0	0	0	0	0	0	0	0	0	0	0	0	0	0	0	0	0	0	0	0	0	0
Daily average			Daily average ELV	200	200	200	200	200	200	200	200	200	200	200	200	200	200	200	200	200	200	200	200	200	200	200	200	200	200	200	200	200	200	200
	Monthly maximum	184	Daily average	181	182	184	181	183	182	180	180	181	180	180	181	180	180	181	182	181	180	181	180	180	181	180	181	181	180	179	179	181	182	181
	No of invalid days	0	Value Valid?	Y	Y	Y	Y	Y	Y	Y	Y	Y	Y	Y	Y	Y	Y	Y	Y	Y	Y	Y	Y	Y	Y	Y	Y	Y	Y	Y	Y	Y	Y	
	Sum of exceedances	0	Value Exceeds ELV?	N	N	N	N	N	N	N	N	N	N	N	N	N	N	N	N	N	N	N	N	N	N	N	N	N	N	N	N	N	N	N

Signed.....

Date.....

(Authorised to sign as a representative of the Operator)

27 Jan 2023

G Jones

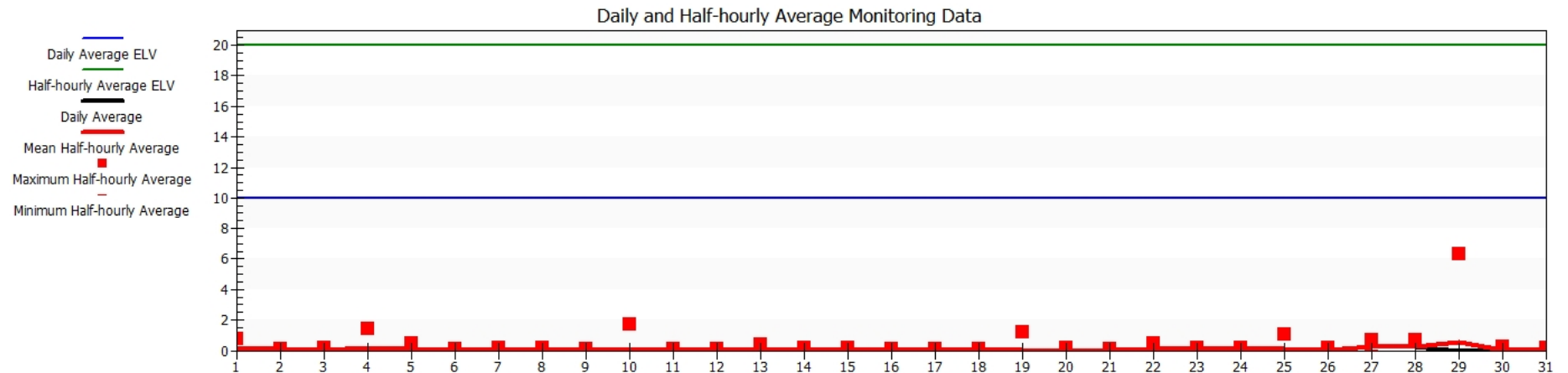
Permit Reference Number : LP3030XA

Operator : Viridor

Installation: trident park cardiff

Form Number:

Reporting of Continuously Monitored Emissions to Air for VOC mg/m3 at Emission Point A2 For the month of October 2022



	Monthly summary		Date	1	2	3	4	5	6	7	8	9	10	11	12	13	14	15	16	17	18	19	20	21	22	23	24	25	26	27	28	29	30	31
Half-hourly average			Half-hourly average ELV	20	20	20	20	20	20	20	20	20	20	20	20	20	20	20	20	20	20	20	20	20	20	20	20	20	20	20	20	20	20	20
	Monthly maximum	6	Maximum Half-hourly average	1	0	0	1	0	0	0	0	0	2	0	0	0	0	0	0	0	0	1	0	0	0	0	0	1	0	1	1	6	0	0
	Monthly mean	0	Mean Half-hourly average	0	0	0	0	0	0	0	0	0	0	0	0	0	0	0	0	0	0	0	0	0	0	0	0	0	0	0	0	1	0	0
	Monthly minimum	0	Minimum Half-hourly average	0	0	0	0	0	0	0	0	0	0	0	0	0	0	0	0	0	0	0	0	0	0	0	0	0	0	0	0	0	0	0
	Total Invalid results	0	No of Invalid results	0	0	0	0	0	0	0	0	0	0	0	0	0	0	0	0	0	0	0	0	0	0	0	0	0	0	0	0	0	0	0
	Sum of exceedances	0	No of exceedances of ELV	0	0	0	0	0	0	0	0	0	0	0	0	0	0	0	0	0	0	0	0	0	0	0	0	0	0	0	0	0	0	0
Daily average			Daily average ELV	10	10	10	10	10	10	10	10	10	10	10	10	10	10	10	10	10	10	10	10	10	10	10	10	10	10	10	10	10	10	10
	Monthly maximum	0	Daily average	0	0	0	0	0	0	0	0	0	0	0	0	0	0	0	0	0	0	0	0	0	0	0	0	0	0	0	0	N/A	0	0
	No of invalid days	0	Value Valid?	Y	Y	Y	Y	Y	Y	Y	Y	Y	Y	Y	Y	Y	Y	Y	Y	Y	Y	Y	Y	Y	Y	Y	Y	Y	Y	Y	Y	Y	Y	
	Sum of exceedances	0	Value Exceeds ELV?	N	N	N	N	N	N	N	N	N	N	N	N	N	N	N	N	N	N	N	N	N	N	N	N	N	N	N	N	N	N	N

Signed.....

Date.....

(Authorised to sign as a representative of the Operator)

27 Jan 2023

G Jones

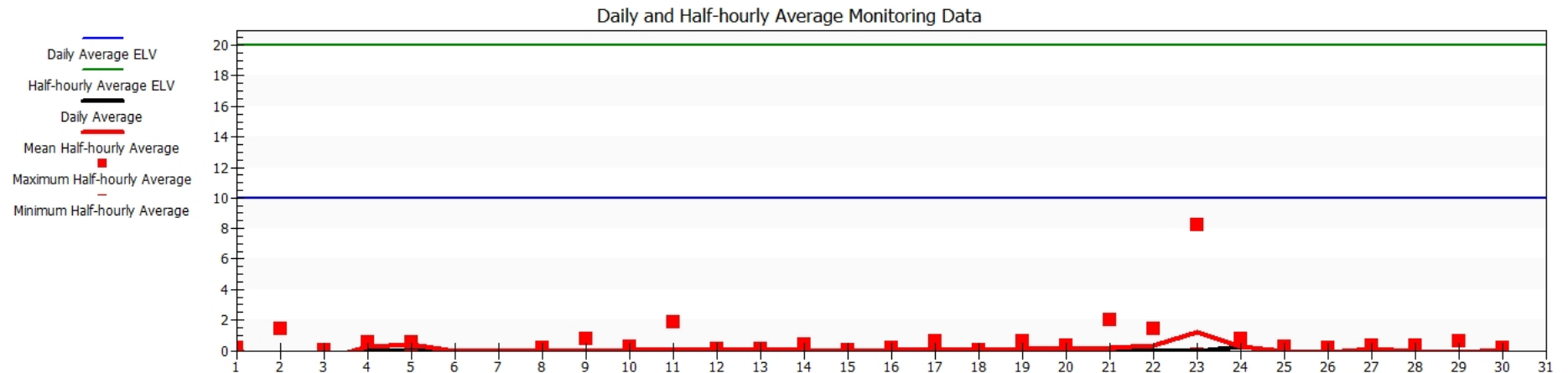
Permit Reference Number : LP3030XA

Operator : Viridor

Installation: trident park cardiff

Form Number:

Reporting of Continuously Monitored Emissions to Air for VOC mg/m3 at Emission Point A2 For the month of November 2022



	Monthly summary		Date	1	2	3	4	5	6	7	8	9	10	11	12	13	14	15	16	17	18	19	20	21	22	23	24	25	26	27	28	29	30	31
Half-hourly average			Half-hourly average ELV	20	20	20	20	20	20	20	20	20	20	20	20	20	20	20	20	20	20	20	20	20	20	20	20	20	20	20	20	20	20	
	Monthly maximum	8	Maximum Half-hourly average	0	1	0	1	1	Off	Off	0	1	0	2	0	0	0	0	0	1	0	1	0	2	1	8	1	0	0	0	0	1	0	
	Monthly mean	0	Mean Half-hourly average	0	0	0	0	0	Off	Off	0	0	0	0	0	0	0	0	0	0	0	0	0	0	0	1	0	0	0	0	0	0		
	Monthly minimum	0	Minimum Half-hourly average	0	0	0	0	0	Off	Off	0	0	0	0	0	0	0	0	0	0	0	0	0	0	0	0	0	0	0	0	0	0		
	Total Invalid results	0	No of Invalid results	0	0	0	0	0	0	0	0	0	0	0	0	0	0	0	0	0	0	0	0	0	0	0	0	0	0	0	0	0		
	Sum of exceedances	0	No of exceedances of ELV	0	0	0	0	0	Off	Off	0	0	0	0	0	0	0	0	0	0	0	0	0	0	0	0	0	0	0	0	0	0	0	
Daily average			Daily average ELV	10	10	10	10	10	10	10	10	10	10	10	10	10	10	10	10	10	10	10	10	10	10	10	10	10	10	10	10	10	10	
	Monthly maximum	0	Daily average	0	0	0	N/A	N/A	Off	Off	N/A	0	0	0	0	0	0	0	0	0	0	0	0	0	N/A	N/A	0	0	0	0	0	0	0	
	No of invalid days	3	Value Valid?	Y	Y	Y	N	Y	Y	Y	Y	Y	Y	Y	Y	Y	Y	Y	Y	Y	Y	Y	Y	N	N	Y	Y	Y	Y	Y	Y	Y		
	Sum of exceedances	0	Value Exceeds ELV?	N	N	N	N	N	N	N	N	N	N	N	N	N	N	N	N	N	N	N	N	N	N	N	N	N	N	N	N	N	N	

Signed.....

Date.....

(Authorised to sign as a representative of the Operator)

27 Jan 2023

G Jones

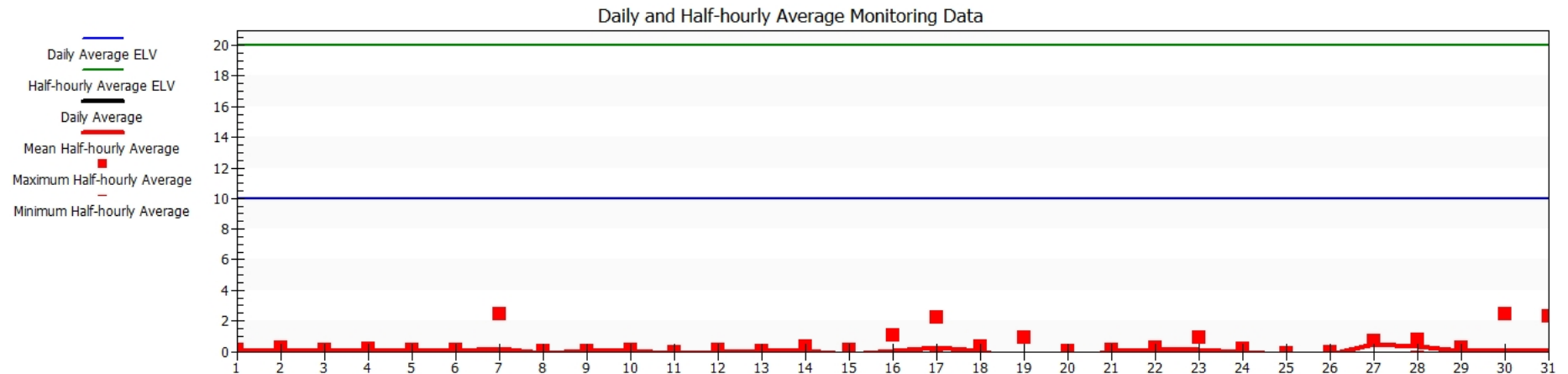
Permit Reference Number : LP3030XA

Operator : Viridor

Installation: trident park cardiff

Form Number:

Reporting of Continuously Monitored Emissions to Air for VOC mg/m3 at Emission Point A2 For the month of December 2022



	Monthly summary		Date	1	2	3	4	5	6	7	8	9	10	11	12	13	14	15	16	17	18	19	20	21	22	23	24	25	26	27	28	29	30	31
Half-hourly average			Half-hourly average ELV	20	20	20	20	20	20	20	20	20	20	20	20	20	20	20	20	20	20	20	20	20	20	20	20	20	20	20	20	20	20	20
	Monthly maximum	2	Maximum Half-hourly average	0	0	0	0	0	0	2	0	0	0	0	0	0	0	0	1	2	0	1	0	0	0	1	0	0	0	1	1	0	2	2
	Monthly mean	0	Mean Half-hourly average	0	0	0	0	0	0	0	0	0	0	0	0	0	0	0	0	0	0	0	0	0	0	0	0	0	0	0	0	0	0	0
	Monthly minimum	0	Minimum Half-hourly average	0	0	0	0	0	0	0	0	0	0	0	0	0	0	0	0	0	0	0	0	0	0	0	0	0	0	0	0	0	0	0
	Total Invalid results	0	No of Invalid results	0	0	0	0	0	0	0	0	0	0	0	0	0	0	0	0	0	0	0	0	0	0	0	0	0	0	0	0	0	0	0
	Sum of exceedances	0	No of exceedances of ELV	0	0	0	0	0	0	0	0	0	0	0	0	0	0	0	0	0	0	0	0	0	0	0	0	0	0	0	0	0	0	0
Daily average			Daily average ELV	10	10	10	10	10	10	10	10	10	10	10	10	10	10	10	10	10	10	10	10	10	10	10	10	10	10	10	10	10	10	10
	Monthly maximum	0	Daily average	0	0	0	0	0	0	0	0	0	0	N/A	N/A	0	0	0	0	0	0	0	0	0	0	0	0	0	0	0	0	0	0	0
	No of invalid days	2	Value Valid?	Y	Y	Y	Y	Y	Y	Y	Y	Y	Y	N	N	Y	Y	Y	Y	Y	Y	Y	Y	Y	Y	Y	Y	Y	Y	Y	Y	Y	Y	
	Sum of exceedances	0	Value Exceeds ELV?	N	N	N	N	N	N	N	N	N	N	N	N	N	N	N	N	N	N	N	N	N	N	N	N	N	N	N	N	N	N	N

Signed.....

Date.....

(Authorised to sign as a representative of the Operator)

27 Jan 2023

G Jones

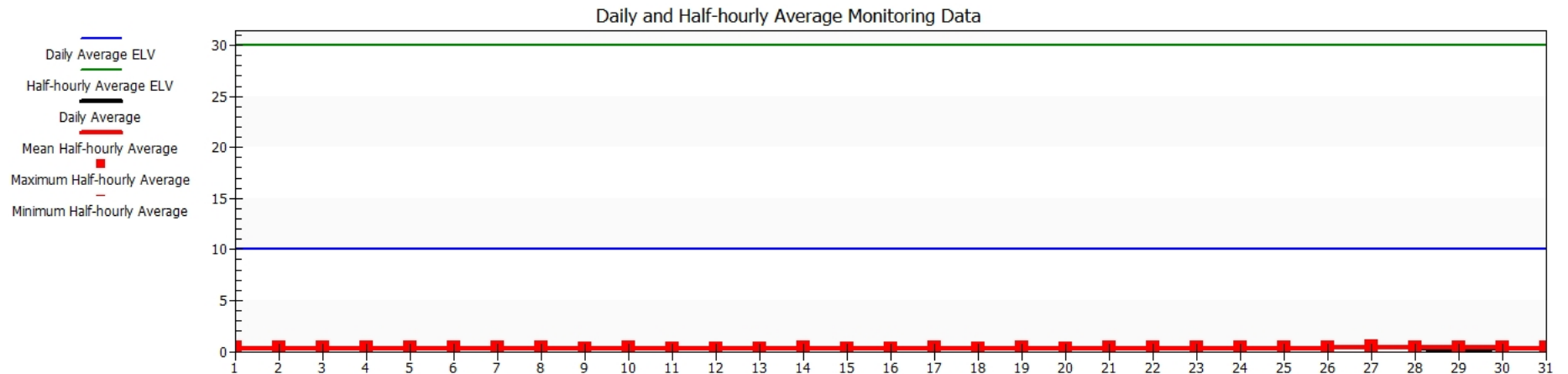
Permit Reference Number : LP3030XA

Operator : Viridor

Installation: trident park cardiff

Form Number:

Reporting of Continuously Monitored Emissions to Air for Particulates mg/m3 at Emission Point A2 For the month of October 2022



	Monthly summary		Date	1	2	3	4	5	6	7	8	9	10	11	12	13	14	15	16	17	18	19	20	21	22	23	24	25	26	27	28	29	30	31	
Half-hourly average			Half-hourly average ELV	30	30	30	30	30	30	30	30	30	30	30	30	30	30	30	30	30	30	30	30	30	30	30	30	30	30	30	30	30	30	30	
	Monthly maximum	1	Maximum Half-hourly average	0	0	0	0	0	0	0	0	0	0	0	0	0	0	0	0	0	0	0	0	0	0	0	0	0	0	0	1	0	0	0	0
	Monthly mean	0	Mean Half-hourly average	0	0	0	0	0	0	0	0	0	0	0	0	0	0	0	0	0	0	0	0	0	0	0	0	0	0	0	0	0	0	0	0
	Monthly minimum	0	Minimum Half-hourly average	0	0	0	0	0	0	0	0	0	0	0	0	0	0	0	0	0	0	0	0	0	0	0	0	0	0	0	0	0	0	0	0
	Total Invalid results	0	No of Invalid results	0	0	0	0	0	0	0	0	0	0	0	0	0	0	0	0	0	0	0	0	0	0	0	0	0	0	0	0	0	0	0	0
	Sum of exceedances	0	No of exceedances of ELV	0	0	0	0	0	0	0	0	0	0	0	0	0	0	0	0	0	0	0	0	0	0	0	0	0	0	0	0	0	0	0	0
Daily average			Daily average ELV	10	10	10	10	10	10	10	10	10	10	10	10	10	10	10	10	10	10	10	10	10	10	10	10	10	10	10	10	10	10	10	10
	Monthly maximum	0	Daily average	0	0	0	0	0	0	0	0	0	0	0	0	0	0	0	0	0	0	0	0	0	0	0	0	0	0	0	0	0	N/A	0	0
	No of invalid days	0	Value Valid?	Y	Y	Y	Y	Y	Y	Y	Y	Y	Y	Y	Y	Y	Y	Y	Y	Y	Y	Y	Y	Y	Y	Y	Y	Y	Y	Y	Y	Y	Y	Y	Y
	Sum of exceedances	0	Value Exceeds ELV?	N	N	N	N	N	N	N	N	N	N	N	N	N	N	N	N	N	N	N	N	N	N	N	N	N	N	N	N	N	N	N	N

Signed.....

Date.....

(Authorised to sign as a representative of the Operator)

27 Jan 2023

G Jones

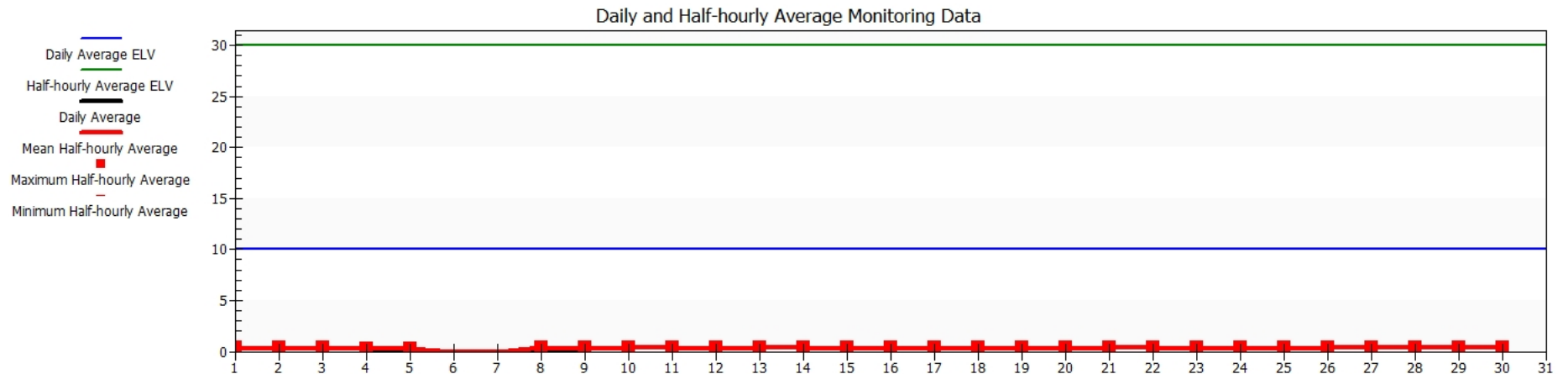
Permit Reference Number : LP3030XA

Operator : Viridor

Installation: trident park cardiff

Form Number:

Reporting of Continuously Monitored Emissions to Air for Particulates mg/m3 at Emission Point A2 For the month of November 2022



	Monthly summary		Date	1	2	3	4	5	6	7	8	9	10	11	12	13	14	15	16	17	18	19	20	21	22	23	24	25	26	27	28	29	30	31
Half-hourly average			Half-hourly average ELV	30	30	30	30	30	30	30	30	30	30	30	30	30	30	30	30	30	30	30	30	30	30	30	30	30	30	30	30	30	30	31
	Monthly maximum	0	Maximum Half-hourly average	0	0	0	0	0	Off	Off	0	0	0	0	0	0	0	0	0	0	0	0	0	0	0	0	0	0	0	0	0	0	0	
	Monthly mean	0	Mean Half-hourly average	0	0	0	0	0	Off	Off	0	0	0	0	0	0	0	0	0	0	0	0	0	0	0	0	0	0	0	0	0	0	0	
	Monthly minimum	0	Minimum Half-hourly average	0	0	0	0	0	Off	Off	0	0	0	0	0	0	0	0	0	0	0	0	0	0	0	0	0	0	0	0	0	0	0	
	Total Invalid results	0	No of Invalid results	0	0	0	0	0	0	0	0	0	0	0	0	0	0	0	0	0	0	0	0	0	0	0	0	0	0	0	0	0	0	
	Sum of exceedances	0	No of exceedances of ELV	0	0	0	0	0	Off	Off	0	0	0	0	0	0	0	0	0	0	0	0	0	0	0	0	0	0	0	0	0	0	0	0
Daily average			Daily average ELV	10	10	10	10	10	10	10	10	10	10	10	10	10	10	10	10	10	10	10	10	10	10	10	10	10	10	10	10	10	10	
	Monthly maximum	0	Daily average	0	0	0	0	N/A	Off	Off	N/A	0	0	0	0	0	0	0	0	0	0	0	0	0	0	0	0	0	0	0	0	0	0	
	No of invalid days	0	Value Valid?	Y	Y	Y	Y	Y	Y	Y	Y	Y	Y	Y	Y	Y	Y	Y	Y	Y	Y	Y	Y	Y	Y	Y	Y	Y	Y	Y	Y	Y		
	Sum of exceedances	0	Value Exceeds ELV?	N	N	N	N	N	N	N	N	N	N	N	N	N	N	N	N	N	N	N	N	N	N	N	N	N	N	N	N	N	N	

Signed.....

Date.....

(Authorised to sign as a representative of the Operator)

27 Jan 2023

G Jones

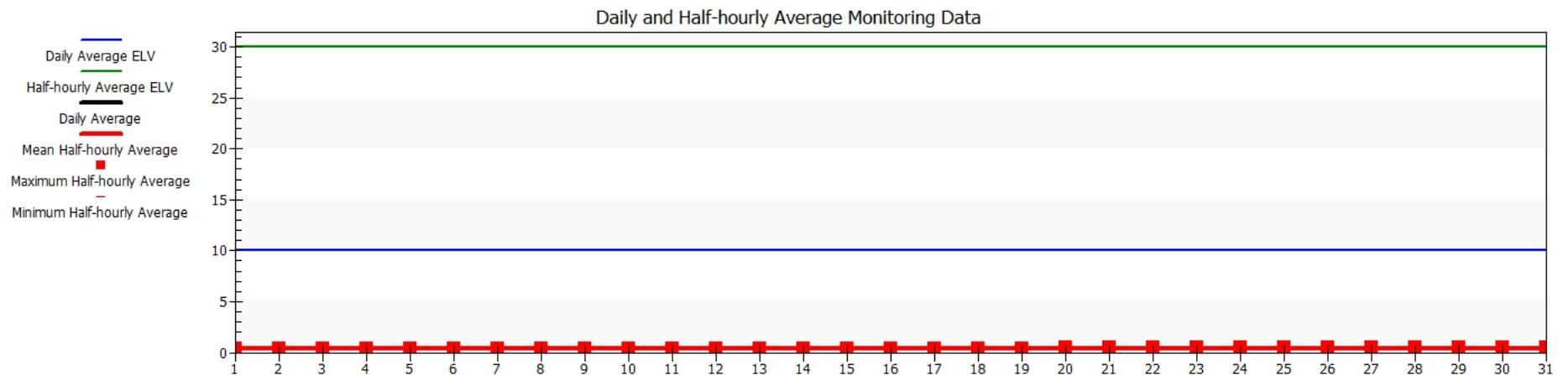
Permit Reference Number : LP3030XA

Operator : Viridor

Installation: trident park cardiff

Form Number:

Reporting of Continuously Monitored Emissions to Air for Particulates mg/m3 at Emission Point A2 For the month of December 2022



	Monthly summary		Date	1	2	3	4	5	6	7	8	9	10	11	12	13	14	15	16	17	18	19	20	21	22	23	24	25	26	27	28	29	30	31
Half-hourly average			Half-hourly average ELV	30	30	30	30	30	30	30	30	30	30	30	30	30	30	30	30	30	30	30	30	30	30	30	30	30	30	30	30	30	30	30
	Monthly maximum	0	Maximum Half-hourly average	0	0	0	0	0	0	0	0	0	0	0	0	0	0	0	0	0	0	0	0	0	0	0	0	0	0	0	0	0	0	0
	Monthly mean	0	Mean Half-hourly average	0	0	0	0	0	0	0	0	0	0	0	0	0	0	0	0	0	0	0	0	0	0	0	0	0	0	0	0	0	0	0
	Monthly minimum	0	Minimum Half-hourly average	0	0	0	0	0	0	0	0	0	0	0	0	0	0	0	0	0	0	0	0	0	0	0	0	0	0	0	0	0	0	0
	Total Invalid results	0	No of Invalid results	0	0	0	0	0	0	0	0	0	0	0	0	0	0	0	0	0	0	0	0	0	0	0	0	0	0	0	0	0	0	0
	Sum of exceedances	0	No of exceedances of ELV	0	0	0	0	0	0	0	0	0	0	0	0	0	0	0	0	0	0	0	0	0	0	0	0	0	0	0	0	0	0	0
Daily average			Daily average ELV	10	10	10	10	10	10	10	10	10	10	10	10	10	10	10	10	10	10	10	10	10	10	10	10	10	10	10	10	10	10	10
	Monthly maximum	0	Daily average	0	0	0	0	0	0	0	0	0	0	0	0	0	0	0	0	0	0	0	0	0	0	0	0	0	0	0	0	0	0	0
	No of invalid days	0	Value Valid?	Y	Y	Y	Y	Y	Y	Y	Y	Y	Y	Y	Y	Y	Y	Y	Y	Y	Y	Y	Y	Y	Y	Y	Y	Y	Y	Y	Y	Y	Y	
	Sum of exceedances	0	Value Exceeds ELV?	N	N	N	N	N	N	N	N	N	N	N	N	N	N	N	N	N	N	N	N	N	N	N	N	N	N	N	N	N	N	N

Signed.....

Date.....

(Authorised to sign as a representative of the Operator)

27 Jan 2023

G Jones