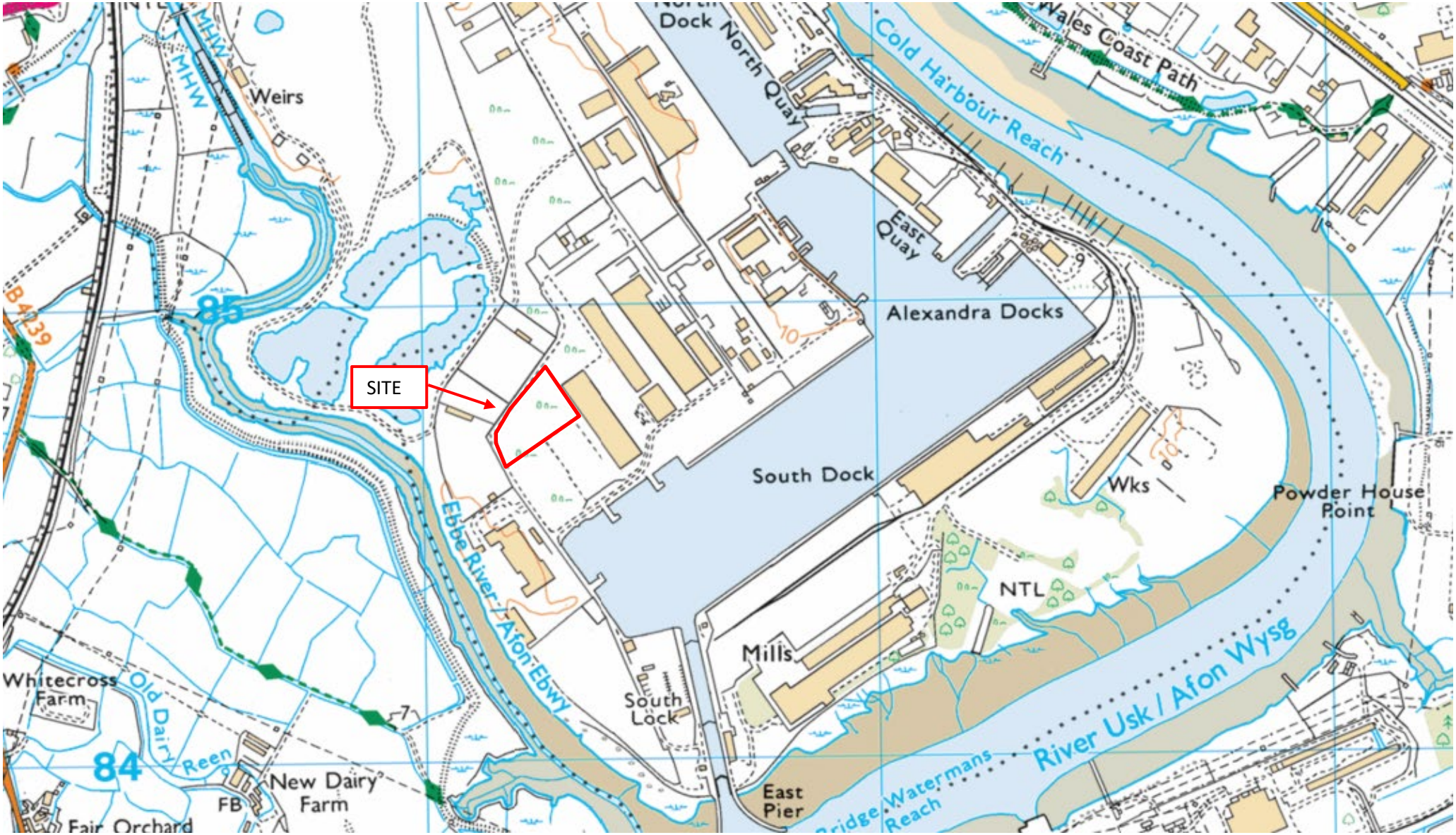

1. Do not scale off this drawing
2. All dimensions to be confirmed on site
3. This drawing is copyright of Sol Environment Ltd
4. This drawing is to be read in conjunction with relevant consultant drawings and specifications

Rev:	Date:	Desc:
0	FEB 23	Original

Client:	RDF ENERGY NO 1 LTD	**Job No:**	SOL_22_P087_CO	**Drawing No:**	CO01
Project:	NEWPORT EFW	**Date:**	FEBRUARY 2023	**Revision:**	0
Drawing Title:	SITE LOCATION	**Drawn By:**	EMILY HINGSTON	**Scale:**	NTS

Sol Environment Ltd
2nd Floor,
10 The Lees, Malvern,
Worcestershire WR14 3HT
t: +44(0)1684 572727
e: enquiries@sol-environment.co.uk
www.sol-environment.co.uk

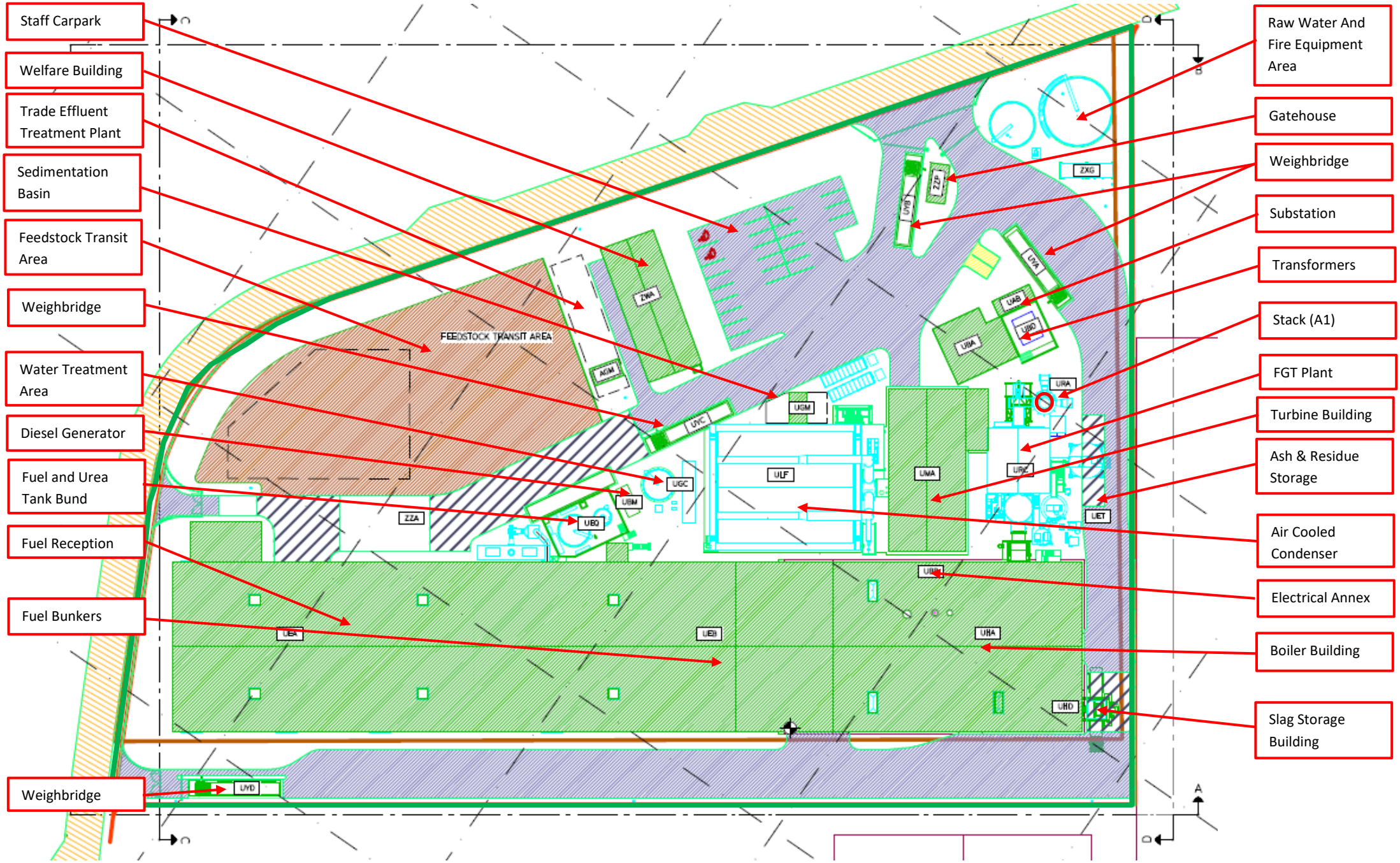

1. Do not scale off this drawing 2. All dimensions to be confirmed on site 3. This drawing is copyright of Sol Environment Ltd 4. This drawing is to be read in conjunction with relevant consultant drawings and specifications	**Rev:**	**Date:**	**Desc:**	**Client:**	RDF ENERGY NO 1 LTD	**Job No:**	SOL_22_P087_CO0
	0	FEB 23	Original	**Project:**	NEWPORT EFW	**Date:**	FEB 23
				Drawing Title:	SITE LAYOUT	**Drawn By:**	EMILY HINGSTON

Drawing No:	CO02
Revision:	0
Scale:	NTS

Sol Environment Ltd
2nd Floor,
10 The Lees, Malvern,
Worcestershire WR14 3HT
t: +44(0)1684 572727
e: enquiries@sol-environment.co.uk
www.sol-environment.co.uk

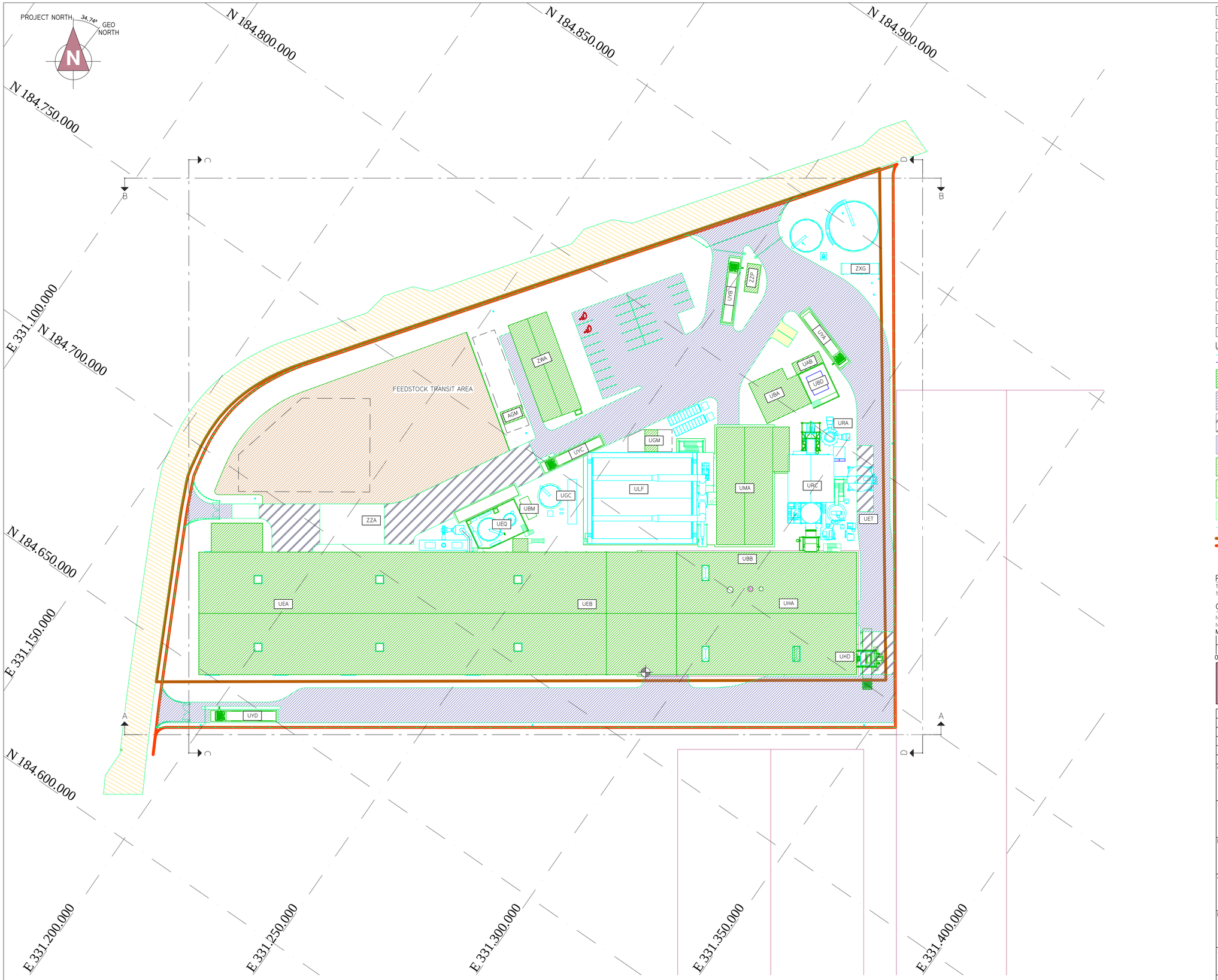

AGM	TRADE EFFLUENT TREATMENT
UAB	33KV SUBSTATION
UBA	SWITCHGEAR BUILDING
UBB	ELECTRICAL ANNEX
UBD	STEP-UP TRANSFORMER AREA
UBM	DIESEL GENERATOR
UEA	UNLOADING SOLID FUEL BUILDING
UEB	FUEL BUNKER BUILDING
UEQ	FUEL & UREA TANK AREA
UET	ASH & RESIDUES STORAGE AREA
UGC	WATER TREATMENT AREA
UGM	SEDIMENTATION BASIN
UHA	BOILER BUILDING
UHD	SLAG STORAGE BUILDING
ULF	AIR COOLED CONDENSER AREA
UMA	TURBINE BUILDING
URA	STACK AREA
URC	FLUE GAS TREATMENT AREA
UYA	WEIGHBRIDGE AREA IN
UYB	WEIGHBRIDGE AREA OUT
UYC	WEIGHBRIDGE AREA IN
UYD	WEIGHBRIDGE AREA OUT
ZWA	WELFARE BUILDING
ZXG	RAW WATER & FIRE EQUIPMENT AREA
ZZA	REMAINING SITE
ZZP	GATE HOUSE

LEGEND:

- MECHANICAL EQUIPMENT
- ELECTRICAL EQUIPMENT
- BUILDINGS
- ASPHALT ROAD
- CONCRETE ROAD
- PAVEMENT
- FEEDSTOCK TRANSIT AREA
- OUTSIDE ROAD
- DNO PARKING
- FENCE
- PLANNING BOUNDARY
- PROPERTY BOUNDARY
- ACCESSIBLE PARKING

REFERENCE:

1017:D2.005.101 SECTION A-A & B-B
1017:D2.007.101 SECTION C-C & D-D

GENERAL NOTES:

NO.: 1. ALL MEASUREMENT IN mm
NO.: 2. ALL LEVELS ARE RELATIVE IN METRE

METRE
0 10 20 30 40 50

ESTIMATE

REV	DATE	DRAWN BY	CHECKED BY	DESCRIPTION	APPROVED BY
0	2022.11.04	MARVA	STAA		RKNP

OWNER:
RDF ENERGY NO. 1 LTD
TOM LEWIS WAY, ALEXANDRA DOCK
NEWPORT, WALES
UK NP20 2WF
TELEPHONE :+44 01782 384898

SPONSOR:
AVIVA
ST HELEN'S, 1 UNDERSHAFT
LONDON, EC3P 3DQ
UK, VAT REG NO. 220227168
TELEPHONE :+44 (0)207 809 6000

PROJECT MANAGER:
CoGen
BLYTHE HOUSE, BLYTHE PARK,
CRESSWELL, STOKE ON TRENT,
STAFFORDSHIRE ST11-9RD, UK
TELEPHONE :+44 01782 384898

CONTRACTOR:
SCANDINAVIAN ENERGY CONTRACTOR
GYDEVANG 39-41
DK 3450 ALLEROED, DENMARK
PHONE :+45 3226 6401
EMAIL :WWW.SECONTRACTOR.DK

PROJECT:
NEWPORT ENERGY FROM WASTE PLANT

SUB-CONTRACTOR:

SUBJECT:
SITE PLAN (ZZA)
LAYOUT
GENERAL NEW EFW PLANT

SCALE:
A1=1:500
A3=1:1000

SEC DWG.NO.: 1017 :D2 .001 .101 — PROJECT NO. GR. NO. SHT. — REV. 0

This drawing together with its supplements, is the property of SEC and subject to copyright protection. The material must not, either wholly or patly be copied, reproduced, made public or in any other way made available to a third party without written consent from SEC.

AGM	TRADE EFFLUENT TREATMENT
UAB	33KV SUBSTATION
UBA	SWITCHGEAR BUILDING
UBD	STEP-UP TRANSFORMER AREA
UBM	DIESEL GENERATOR
UEA	UNLOADING SOLID FUEL BUILDING
UEB	FUEL BUNKER BUILDING
UEQ	FUEL & UREA TANK AREA
UET	ASH & RESIDUES STORAGE AREA
UGC	WATER TREATMENT AREA
UGM	SEDIMENTATION BASIN
UHA	BOILER BUILDING
ULF	AIR COOLED CONDENSER AREA
UMA	TURBINE BUILDING
URA	STACK AREA
URC	FLUE GAS TREATMENT AREA
UYA	WEIGHBRIDGE AREA IN
UYB	WEIGHBRIDGE AREA OUT
UYC	WEIGHBRIDGE AREA IN
UYD	WEIGHBRIDGE AREA OUT
ZWA	WELFARE BUILDING
ZXG	RAW WATER & FIRE EQUIPMENT AREA
ZZA	REMAINING SITE
ZZP	GATE HOUSE

LEGEND:

- ELECTRICAL EQUIPMENT
- MECHANICAL EQUIPMENT
- EXISTING BUILDINGS & EQUIPMENT

ESTIMATE

REV	DATE	DRAWN BY	CHECKED BY	DESCRIPTION	APPROVED BY
0	2022.11.04	MARVA	STAA		RKNP

OWNER:
RDF ENERGY NO. 1 LTD
TOM LEWIS WAY, ALEXANDRA DOCK
NEWPORT, WALES
UK NP20 2WF
TELEPHONE :+44 01782 384898

SPONSOR:
AVIVA
ST HELEN'S, 1 UNDERSHAFT
LONDON, EC3P 3DQ
UK, VAT REG NO. 220227168
TELEPHONE :+44 (0)207 809 6000

PROJECT MANAGER:
CoGen
BLYTHE HOUSE, BLYTHE PARK,
CRESSWELL, STOKE ON TRENT,
STAFFORDSHIRE ST11-9RD, UK
TELEPHONE :+44 01782 384898

CONTRACTOR:
SCANDINAVIAN ENERGY CONTRACTOR
GYDEVANG 39-41
DK 3450 ALLEROED, DENMARK
PHONE :+45 3226 6401
EMAIL :WWW.SECONTRACTOR.DK

PROJECT:
NEWPORT ENERGY
FROM WASTE PLANT

SUB-CONTRACTOR:

SUBJECT:
SITE PLAN (ZZA)
LAYOUT
3D VIEW: LOOK EAST 45° SOUTH 55° DOWN (PROJECT DIRECTION)

SCALE:
A1=NO SCALE
A3=NO SCALE

SEC DWG.NO.:
1017 ;D2 .092 .101
PROJECT NO. GR. NO. SHT.
REV. 0

This drawing together with its supplements, is the property of SEC and subject to copyright protection. The material must not, either wholly or patly be copied, reproduced, made public or in any other way made available to a third party without written consent from SEC.

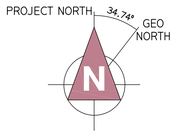

MECHANICAL EQUIPMENT

		WEIGHT
EGB01UR001	DO STORAGE TANK: 117m3	0 kg
ETG42UR001	BOILER ASH CONVEYOR	kg
ETG44UR001	BOILER ASH CONVEYOR	kg
HDA07UR001	SLAG CONVEYOR 2	10000 kg
HDC50	RESIDUE SILO	kg
HTE01	FABRIC FILTER	kg
HTF11	REACTOR TOWER	kg
HTJ11	HYDRATED LIME SILO	kg
HTS11	PAC SILO	kg
LAA01UR001	DEAERATOR STORAGE TANK	kg
MAA01UR001	STEAM TURBINE	kg
MAG11UR001	AIR COOLED CONDENSER	kg
MAK01UR001	GEAR BOX	kg
RAC01UR001	ID FAN	kg
RAE01UR001	STACK	kg
RES01UR001	UREA TANK: 40m3	3270 kg
XMV10UR001	WASTE CRANE	kg
XMV20UR001	WASTE CRANE	kg
XMV30UR001	WASTE CRANE	kg
XMV40UR001	WASTE CRANE	kg

ELECTRICAL EQUIPMENT

		WEIGHT
MKA01UR001	GENERATOR UNIT	kg

BOILER EQUIPMENT

		WEIGHT
HBE01UR001	STEAM DRUM	kg
HBK11UR001	BOILER	kg
HBK41UR001	SUPERHEATER	kg
HBK51UR001	BOILER ECONOMIZER TOWER 1	kg
HBK52UR001	BOILER ECONOMIZER TOWER 2	kg
HBK53UR001	FLUE GAS COOLER	kg
HDA06UR001	SLAG CONVEYOR 1	kg
HHH01UR001	WASTE HOPPER	kg

LEGEND:

- MECHANICAL EQUIPMENT
- ELECTRICAL EQUIPMENT
- BOILER EQUIPMENT
- OTHER SUPPLIER
- PLANNING BOUNDARY
- PROPERTY BOUNDARY
- FENCE
- BUILDINGS
- ASPHALT ROAD
- CONCRETE ROAD
- PAVEMENT
- GRAVEL
- OUTSIDE ROAD
- DNO PARKING
- QUARANTINE AREA
- ACCESSIBLE PARKING

GENERAL NOTES:

NO.: 1. ALL MEASUREMENT IN mm
NO.: 2. ALL LEVELS ARE RELATIVE IN METRE

METRE

0 10 20 30 40 50

SKETCH

This drawing together with its supplements, is the property of SEC and subject to copyright protection. The material must not, either wholly or partly be copied, reproduced, made public or in any other way made available to a third party without written consent from SEC.

REV	DATE	DRAWN BY	CHECKED BY	DESCRIPTION	APPROVED BY
0	2023.01.30	MARVA	STAA		RKNP

OWNER:
RDF ENERGY NO. 1 LTD
TOM LEWIS WAY, ALEXANDRA DOCK
NEWPORT, WALES
UK NP20 2WF
TELEPHONE :+44 01782 384898

SPONSOR:
AVIVA
ST HELEN'S, 1 UNDERSHAFT
LONDON, EC3P 3DQ
UK, VAT REG NO. 220227168
TELEPHONE :+44 (0)207 809 6000

PROJECT MANAGER:
CoGen
BLYTHE HOUSE, BLYTHE PARK,
CRESSWELL, STOKE ON TRENT,
STAFFORDSHIRE ST11-9RD, UK
TELEPHONE :+44 01782 384898

CONTRACTOR:
SCANDINAVIAN ENERGY CONTRACTOR
GYDEVANG 39-41
DK 3450 ALLEROED, DENMARK
PHONE :+45 3226 4401
EMAIL :WWW.SECONTRACTOR.DK

PROJECT:
NEWPORT ENERGY FROM WASTE PLANT

SUB-CONTRACTOR:

SUBJECT:
SITE PLAN
SKETCH
GENERAL NEW EFW PLANT

SCALE:
A1=1:500
A3=1:1000

SEC DWG.NO.: 1017 .D4 .001 .101 (PROJECT NO. / GR. / NO. / SHT.) REV. 0

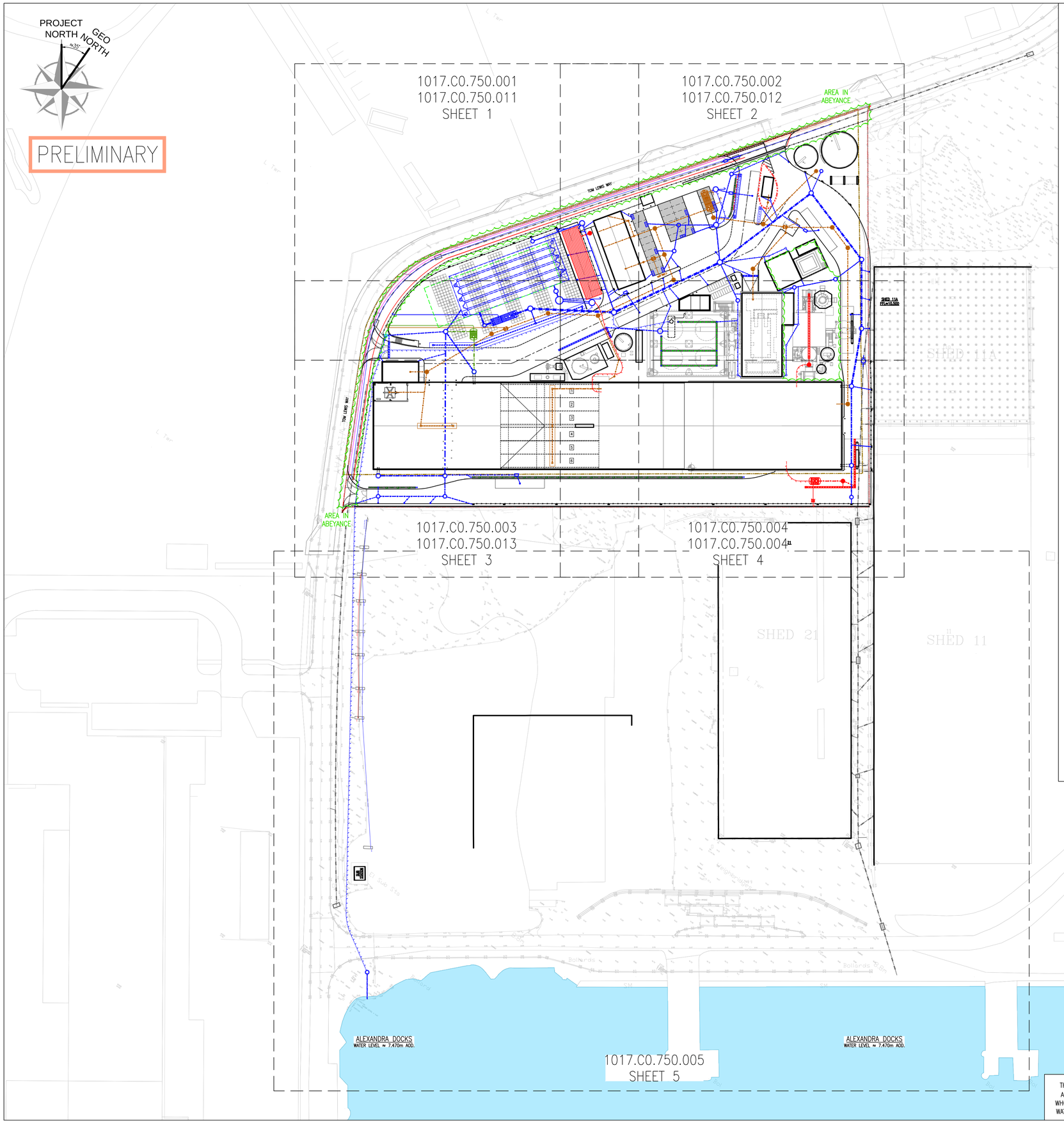

LEGEND:

- PROPERTY BOUNDARY
- PLANNING BOUNDARY
- SURFACE WATER MANHOLE
- RAINWATER HARVESTING WATER MANHOLE
- SURFACE PUMP STATION
- SEPARATOR
- PRIVATE SURFACE WATER SEWER
- PRIVATE RAINWATER HARVESTING SEWER
- SURFACE WATER SEWER RISING MAIN
- ROAD GULLY
- SURFACE WATER DRAINAGE CHANNEL
- SURFACE WATER TRASH BOX
- SYPHONIC DOWNPIPES & LATERALS BY SPECIALIST
- RAINWATER HARVESTING TANK
- LINED LAND DRAIN
- POROUS PAVING DRAINAGE CONNECTION UNITS. PERMAVOID – LENGTH & WIDTH TBC
- LINED BLOCK POROUS PAVING
- KERBDRAIN (ACO OR SIMILAR)
- KERB DRAIN ACCESS BOX
- CAST IRON OR PCC CONCRETE SEWER
- SURFACE WATER INSPECTION CHAMBER (PIC)
- EXISTING SURFACE WATER DRAINAGE
- ATTENUATION TANK (WEHOLITE)
- SURFACE WATER RAIN WATER DOWN PIPE
- FOUL WATER MANHOLE
- TRADE EFFLUENT WATER MANHOLE
- PRIVATE FOUL WATER SEWER
- FOUL WATER RISING MAIN
- TRADE EFFLUENT RISING MAIN
- SEPARATOR
- FOUL GULLY (INTERNAL)
- FOUL GULLY (EXTERNAL)
- SOIL VENT PIPE (SVP)
- STUB STACK (SS)
- FOUL INSPECTION CHAMBER (PIC)
- TRADE EFFLUENT DRAINAGE CHANNEL
- TRADE EFFLUENT TRASH BOX
- TRADE EFFLUENT GULLY (EXTERNAL)
- TRADE EFFLUENT GULLY (INTERNAL)
- FOUL LINEAR DRAINAGE CHANNEL
- TRADE EFFLUENT STORAGE TANK
- FOUL TREATMENT PLANT
- TRADE EFFLUENT STORAGE TANK (DETAILS TO BE DEVELOPED WITH SEC)

SAFETY HEALTH AND ENVIRONMENTAL INFORMATION

IN ADDITION TO THE HAZARD/RISKS NORMALLY ASSOCIATED WITH THE TYPES OF WORK DETAILED ON THIS DRAWING, NOTE THE FOLLOWING RISKS AND INFORMATION.

RISKS LISTED HERE ARE NOT EXHAUSTIVE. REFER TO DESIGN ASSESSMENT FORM NO.

CONSTRUCTION

DEMOLITION

FOR INFORMATION RELATING TO USE, CLEANING AND MAINTENANCE SEE THE HEALTH AND SAFETY FILE

IT IS ASSUMED THAT ALL WORKS WILL BE CARRIED OUT BY A COMPETENT CONTRACTOR WORKING, WHERE APPROPRIATE, TO AN APPROVED METHOD STATEMENT.

NOTE:

1. THIS DRAWING IS TO BE READ IN CONJUNCTION WITH ALL OTHER ASSOCIATED FAIRHURST DRAWINGS, SPECIFICATIONS & TOPOGRAPHICAL SURVEY BY CITY SURVEYS LTD FOR THIS PROJECT.
2. SHOWN HAS BEEN BASED UPON INFORMATION SUPPLIED BY SEC DRAWING NO. 1017.D2.001.D01 REV: 03 & 1017.D4.251.101 146083–NWE–HP1537–BUR–05–ULF–STR–DRW–116000–A1–C3 CITY SURVEY LTD: CSGP007435–SU–DRG–004 – 006 WITH TRIAL HOLE INFORMATION

ITEMS REVISED

AREA IN ABEYANCE

REV	DATE	DRAWN BY	CHECKED BY	DESCRIPTION	APPROVED BY
01	14.12.2022	TD	JDF	BASE LAYOUT INFORMATION & DRAINAGE UPDATED. NOT CLOUDED FOR CLARITY.	MJT
00	18.01.22	TD	JDF	FIRST ISSUE.	MJT

OWNER:
RDF ENERGY NO. 1 LTD
TOM LEWIS WAY, ALEXANDRA DOCK
NEWPORT, WALES
UK NP20 2WF
TELEPHONE :+44 01782 384898

SPONSOR:
AVIVA
ST HELEN'S, 1 UNDERSHAFT
LONDON, EC3P 3DQ
UK, VAT REG NO. 220227168
TELEPHONE :+44 (0)207 809 6000

PROJECT MANAGER:
CoGen
BLYTHE HOUSE, BLYTHE PARK,
CRESSWELL, STOKE ON TRENT,
STAFFORDSHIRE ST11–9RD, UK
TELEPHONE :+44 01782 384898

CONTRACTOR:
SCANDINAVIAN ENERGY CONTRACTOR
GYDEVANG 39–41
DK 3450 ALLEROED, DENMARK
PHONE :+45 3226 6401
EMAIL :WWW.SECONTRACTOR.DK

PROJECT:
NEWPORT ENERGY FROM WASTE PLANT

SUB–CONTRACTOR:
FAIRHURST
OAK HOUSE
REDDS CRESCENT
WATFORD
WD24 4QP
TELEPHONE :+44 (0)1923 210 460
EMAIL :watford@fairhurst.co.uk

SUBJECT:
SITE DRAINAGE
OVERALL LAYOUT

SCALE:
A1 = 1:750
A3 = 1:1500

SEC DWG.NO.: 1017 . C0 . 750 . 000 (PROJECT NO. . GR. . NO. . SHT.)
REV. 01

THIS DRAWING, TOGETHER WITH ITS SUPPLEMENTS, IS THE PROPERTY OF SEC AND SUBJECT TO COPYRIGHT PROTECTION. THIS MATERIAL MUST NOT, EITHER WHOLLY OR PARTLY, BE COPIED, REPRODUCED, MADE PUBLIC OR IN ANY OTHER WAY MADE AVAILABLE TO A THIRD PARTY WITHOUT WRITTEN CONSENT FROM SEC

1017.C0.750.000

MECHANICAL EQUIPMENT		WEIGHT
ETG41UR001	BOILER ASH CONVEYOR	kg
HDC50	RESIDUE SILO	kg
HTE01	FABRIC FILTER	kg
HTF11	REACTOR TOWER	kg
HTJ11	HYDRATED LIME SILO	kg
HTS11	PAC SILO	kg
MAA01UR001	STEAM TURBINE	kg
MAG11UR001	AIR COOLED CONDENSER	kg
MAK01UR001	GEAR BOX	kg
RAC01UR001	ID FAN	kg
RAE01UR001	STACK	kg
RES01UR001	UREA TANK: 40m3	3270 kg
XMV30UR001	WASTE CRANE	kg

ELECTRICAL EQUIPMENT		WEIGHT
MKA01UR001	GENERATOR UNIT	kg

BOILER EQUIPMENT		WEIGHT
HBE01UR001	STEAM DRUM	kg
HBK01UR001	BOILER GRATE	kg
HBK11UR001	BOILER	kg
HBK41UR001	SUPERHEATER	kg
HBK51UR001	BOILER ECONOMIZER TOWER 1	kg
HDA06UR001	SLAG CONVEYOR 1	kg
HHH01UR001	WASTE HOPPER	kg

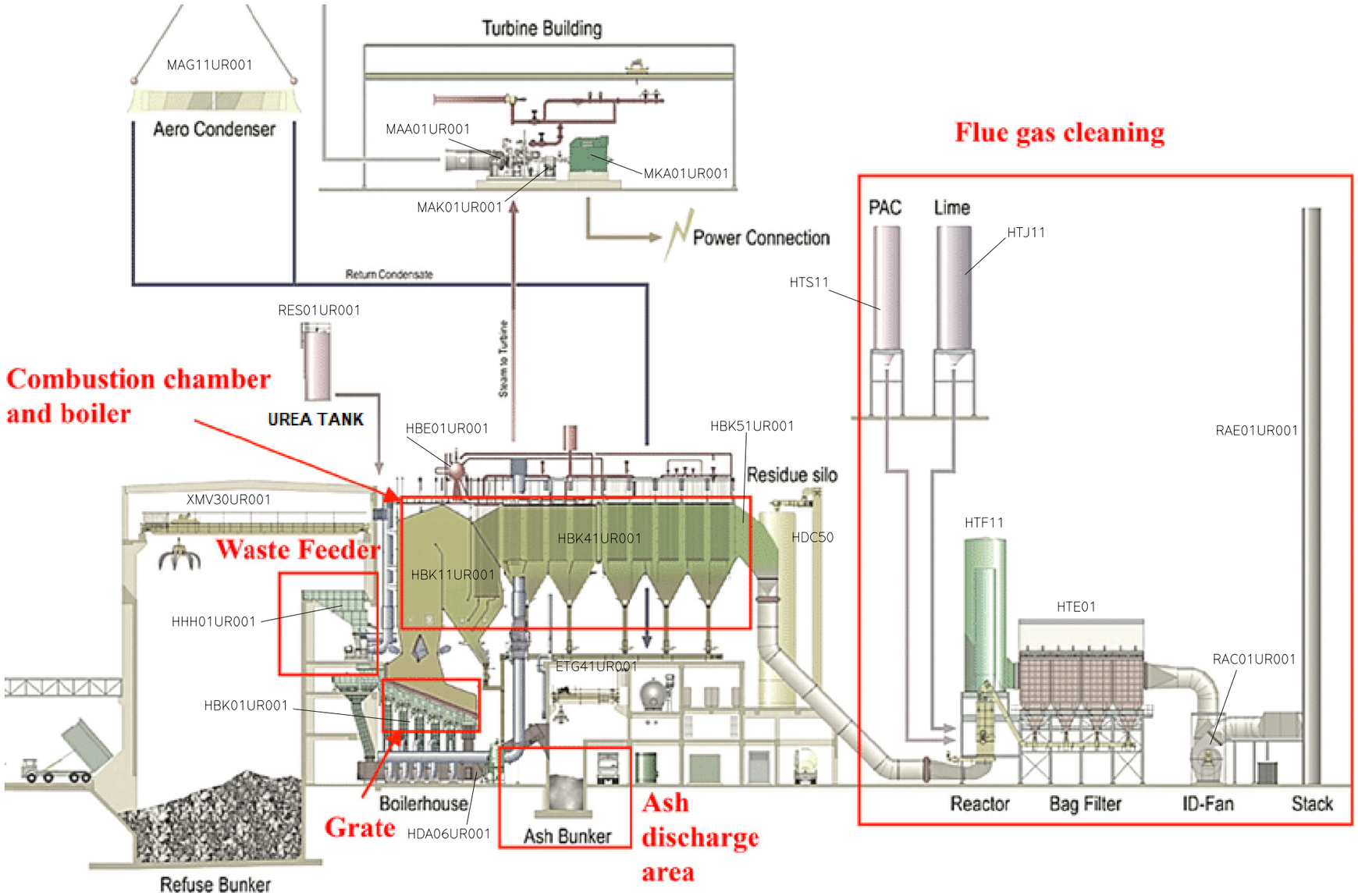

REV	DATE	DRAWN BY	CHECKED BY	DESCRIPTION	APPROVED BY
0	2023.01.30	MARVA	STAA		EDRM

OWNER:
RDF ENERGY NO. 1 LTD
TOM LEWIS WAY, ALEXANDRA DOCK
NEWPORT, WALES
UK NP20 2WF
TELEPHONE :+44 01792 304896

SPONSOR:
AVIVA
ST HELEN'S, 1 UNDERSHAFT
LONDON, EC3P 3DQ
UK, VAT REG NO. 226227149
TELEPHONE :+44 (0)207 809 6000

PROJECT MANAGER:
CoGen
BLYTHE HOUSE, BLYTHE PARK,
CRESWELL, STOKE ON TRENT,
STAFFORDSHIRE ST11-9RD, UK
TELEPHONE :+44 01782 394896

CONTRACTOR:
SCANDINAVIAN ENERGY CONTRACTOR
GVDMMNE 39-41
DK 3450 ALLERØD, DENMARK
PHONE :+45 3326 6401
EMAIL :WWW.SECONTRACTOR.DK

PROJECT:
NEWPORT ENERGY FROM WASTE PLANT

SUB-CONTRACTOR:

SUBJECT:
PROCESS FLOW DIAGRAM, PICTORIAL OVERVIEW

SCALE:
A1=NO SCALE
A3=NO SCALE

SEC DWG.NO.: 1017 . D8 . 102 . 101 . 0
PROJECT NO. | DIS. | NO. | SHT. | REV.

This drawing together with its supplements, is the property of SEC and subject to copyright protection. The material must not, either wholly or partly be copied, reproduced, made public or in any other way made available to a third party without written consent from SEC.