

**PERMIT NUMBER:** EPR/GP3337KD

**OPERATOR:** ENVIROWALES LTD


**FACILITY:** Unit 5 slag handling facility

**FORM NUMBER:** TABLE S 4.3

**REPORTING PERIOD:** 2018

TABLE S 4.3 PERFORMANCE PARAMETERS		
PARAMETER	REPORTING FREQUENCY	UNITS
WATER USAGE (slag crushing only)	ANNUALLY	371 TONNES/M
ENERGY USAGE (slag crushing only)		76.97 MWh
SLAG CRUSHED AND DISPATCHED FROM Unit5		8031

Signed



Date 30<sup>th</sup> January 2019

(Authorised to sign as representative of Operator)

**PERMIT NUMBER:** EPR/GP3337KD

**OPERATOR:** ENVIROWALES LTD

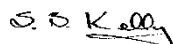
**FACILITY:** Tafarnaubach waste facility

**FORM NUMBER:** Water usage 1

**REPORTING OF WATER USAGE FOR THE YEAR : 2018**

WATER SOURCE	USAGE (M <sup>3</sup> /YR)	SPECIFIC USAGE (M <sup>3</sup> /UNIT OUTPUT)
MAINS WATER	371	.0462
TOTALWATER USAGE	371	.0462

Signed



Date 30<sup>th</sup> January 2019

(Authorised to sign as representative of Operator)

**PERMIT NUMBER:** EPR/GP3337KD

**OPERATOR:** ENVIROWALES LTD

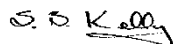
**FACILITY:** Tafarnaubach waste facility

**FORM NUMBER:** Energy usage 1

**REPORTING OF ENERGY USAGE FOR THE YEAR :** 2018

ENERGY SOURCE	USAGE (Litres)	SPECIFIC USAGE (litres/UNIT OUTPUT)
DIESEL OIL	17,900	2.23 l/tonne

Signed



Date 30<sup>th</sup> January 2019

(Authorised to sign as representative of Operator)

**PERMIT NUMBER:** EPR/GP3337KD

**OPERATOR:** ENVIROWALES LTD

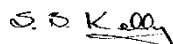
**FACILITY:** Tafarnaubach waste facility

**FORM NUMBER:** Performance 1

**REPORTING OF OTHER PERFORMANCE INDICATORS FOR THE YEAR : 2018**

PARAMETER	UNITS
TOTAL TONNES OF SLAG CRUSHED	8031 TONNES
TONNES OF SLAG CRUSHED/TONNES OF SLAG DELIVERED TO SITE	100.1 %

Signed



Date 30<sup>th</sup> January 2019

(Authorised to sign as representative of Operator)