

Permit Number: **EPR/DP3137EG**

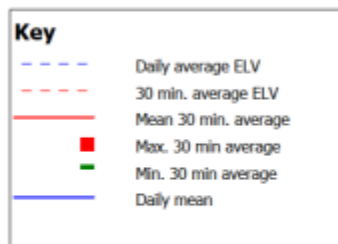
Operator: **Margam Green Energy Limited**

Facility: **Margam Green Energy Plant**

Form Number : **Air 1**

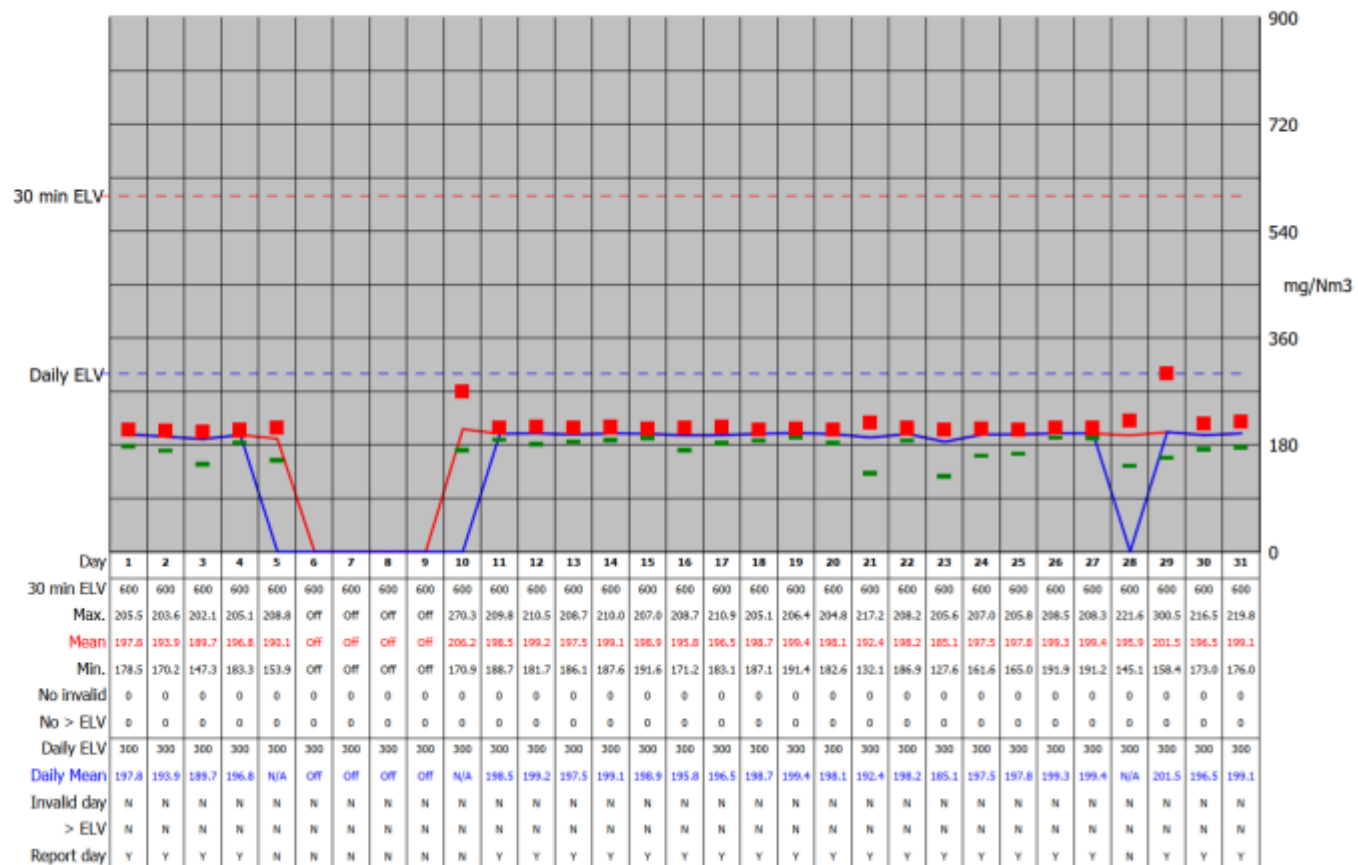
Date: **01/01/2023-31/01/2023**

### Reporting of Continuously Monitored Emissions to Air for NO<sub>x</sub>, Emission Point Report for January, 2023



95th Percentile = 205.7  
No. of valid averages = 1246

Month summary	
<b>30 min ELV</b>	
Monthly max.	300.5
Monthly mean	196.9
Monthly min.	127.6
Total invalid	0
Sum > ELV	0
<b>Daily ELV</b>	
Monthly max	201.5
No. invalid days	0
No. > ELV	0
No. report days	24



Signed .....Paul Fitzsimmons..... Date.....26/04/2023.....  
(authorised to sign as representative of **Margam Green Energy Limited**)

Permit Number: **EPR/DP3137EG**

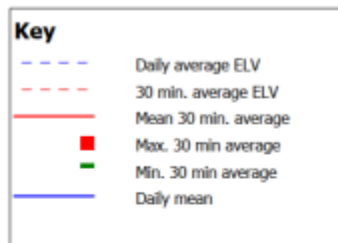
Operator: **Margam Green Energy Limited**

Facility: **Margam Green Energy Plant**

Form Number : **Air 1**

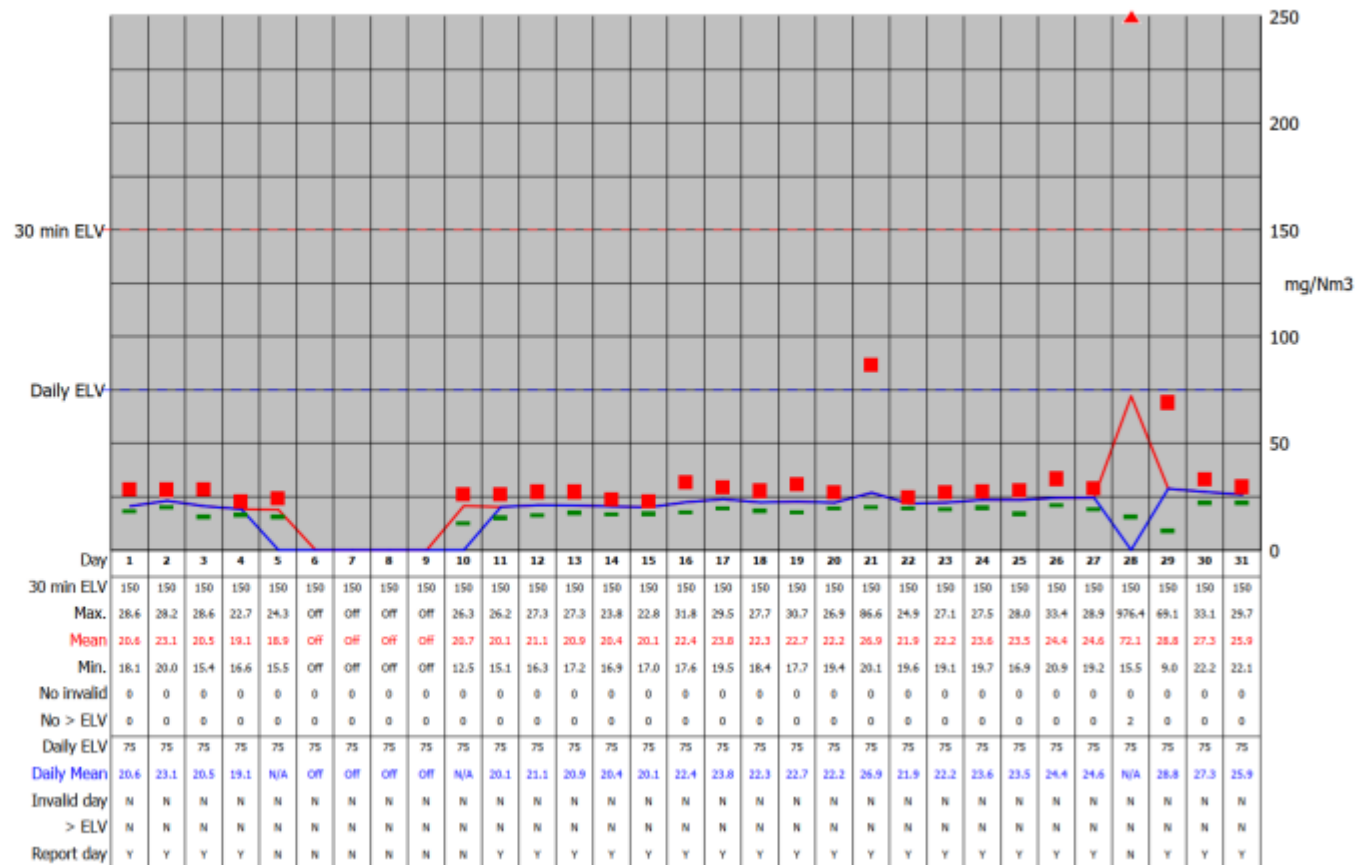
Date: **01/01/2023-31/01/2023**

### Reporting of Continuously Monitored Emissions to Air for CO, Emission Point Report for January, 2023



95th Percentile = 29.0  
No. of valid averages = 1246

Month summary	
<b>30 min ELV</b>	
Monthly max.	976.4
Monthly mean	23.6
Monthly min.	9.0
Total invalid	0
Sum > ELV	2
<b>Daily ELV</b>	
Monthly max	28.8
No. invalid days	0
No. > ELV	0
No. report days	24



Signed .....Paul Fitzsimmons.....

Date.....26/04/2023.....

(authorised to sign as representative of **Margam Green Energy Limited**)

Permit Number: **EPR/DP3137EG**

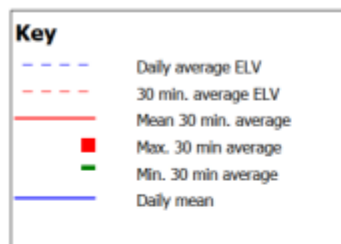
Operator: **Margam Green Energy Limited**

Facility: **Margam Green Energy Plant**

Form Number : **Air 1**

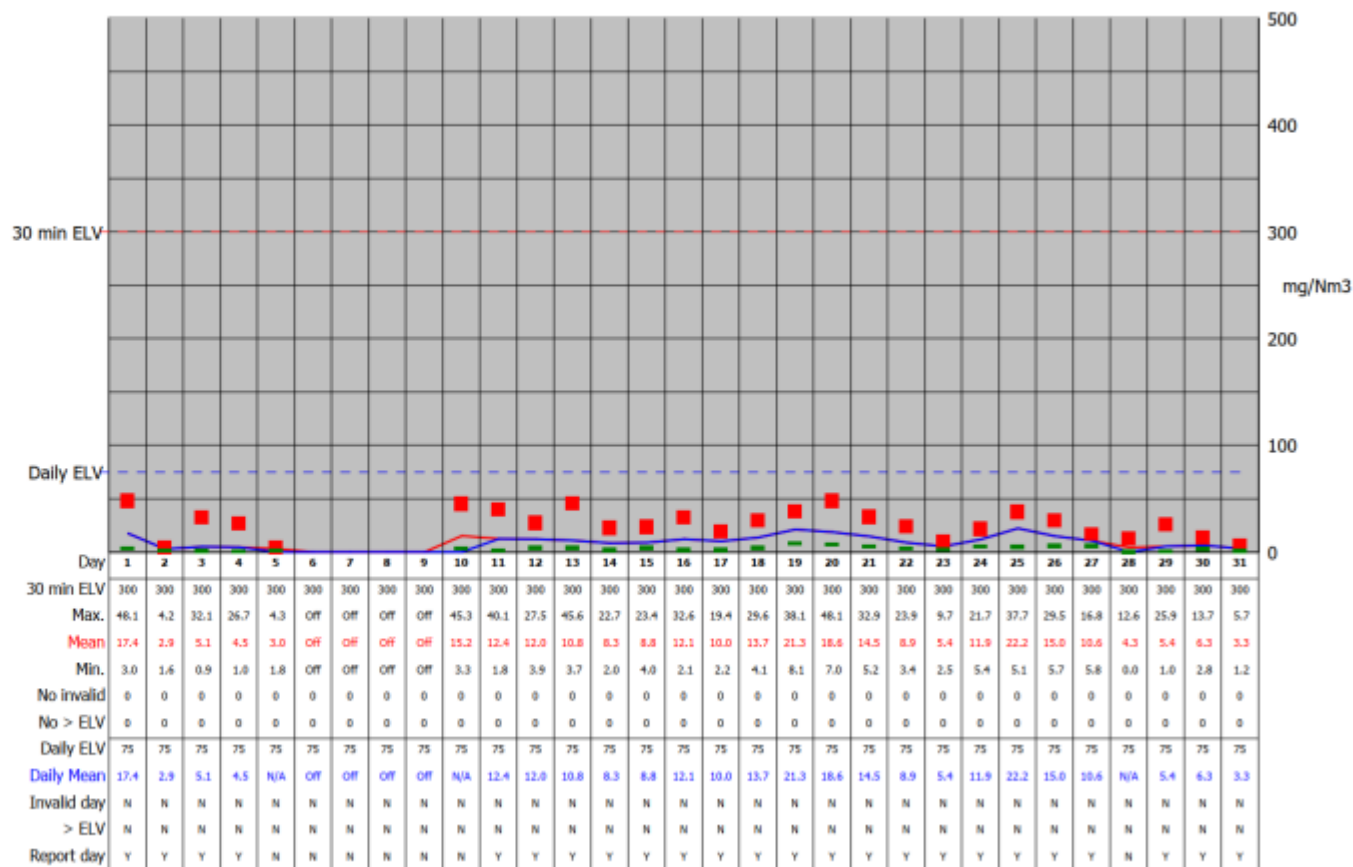
Date: **01/01/2023-31/01/2023**

### Reporting of Continuously Monitored Emissions to Air for SO<sub>2</sub>, Emission Point Report for January, 2023



95th Percentile = 29.5  
No. of valid averages = 1246

Month summary	
<b>30 min ELV</b>	
Monthly max.	48.1
Monthly mean	10.6
Monthly min.	0.0
Total invalid	0
Sum > ELV	0
<b>Daily ELV</b>	
Monthly max	22.2
No. invalid days	0
No. > ELV	0
No. report days	24



Signed .....Paul Fitzsimmons.....

Date.....26/04/2023.....

(authorised to sign as representative of **Margam Green Energy Limited**)

Permit Number: **EPR/DP3137EG**

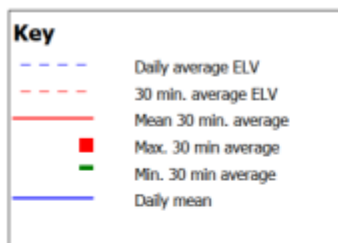
Operator: **Margam Green Energy Limited**

Facility: **Margam Green Energy Plant**

Form Number : **Air 1**

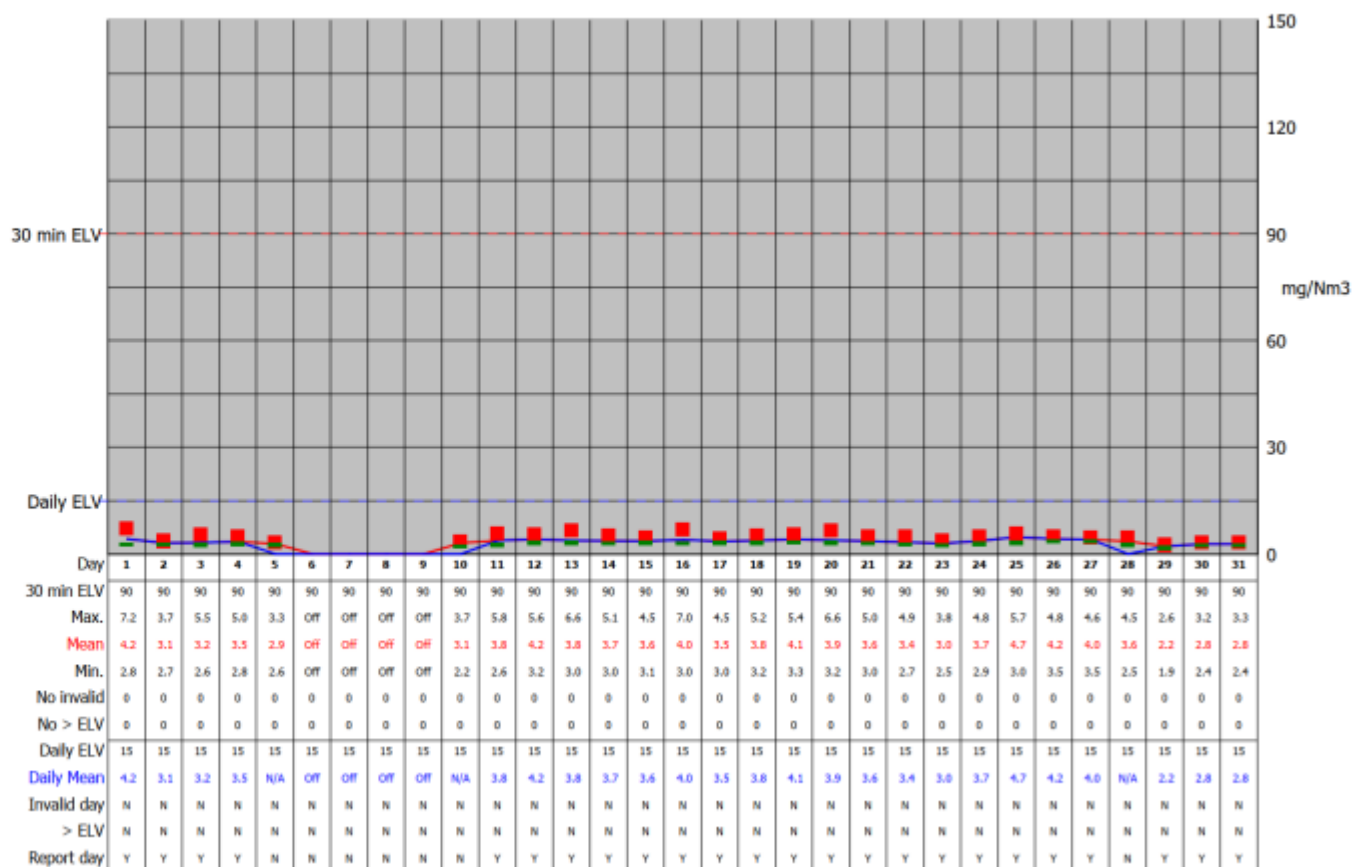
Date: **01/01/2023-31/01/2023**

### Reporting of Continuously Monitored Emissions to Air for HCl, Emission Point Report for January, 2023



95th Percentile = 5.0  
No. of valid averages = 1246

Month summary	
30 min ELV	
Monthly max.	7.2
Monthly mean	3.6
Monthly min.	1.9
Total invalid	0
Sum > ELV	0
Daily ELV	
Monthly max	4.7
No. invalid days	0
No. > ELV	0
No. report days	24



Signed .....Paul Fitzsimmons.....

Date.....26/04/2023.....

(authorised to sign as representative of **Margam Green Energy Limited**)

Permit Number: **EPR/DP3137EG**

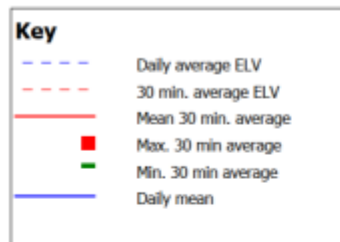
Operator: **Margam Green Energy Limited**

Facility: **Margam Green Energy Plant**

Form Number : **Air 1**

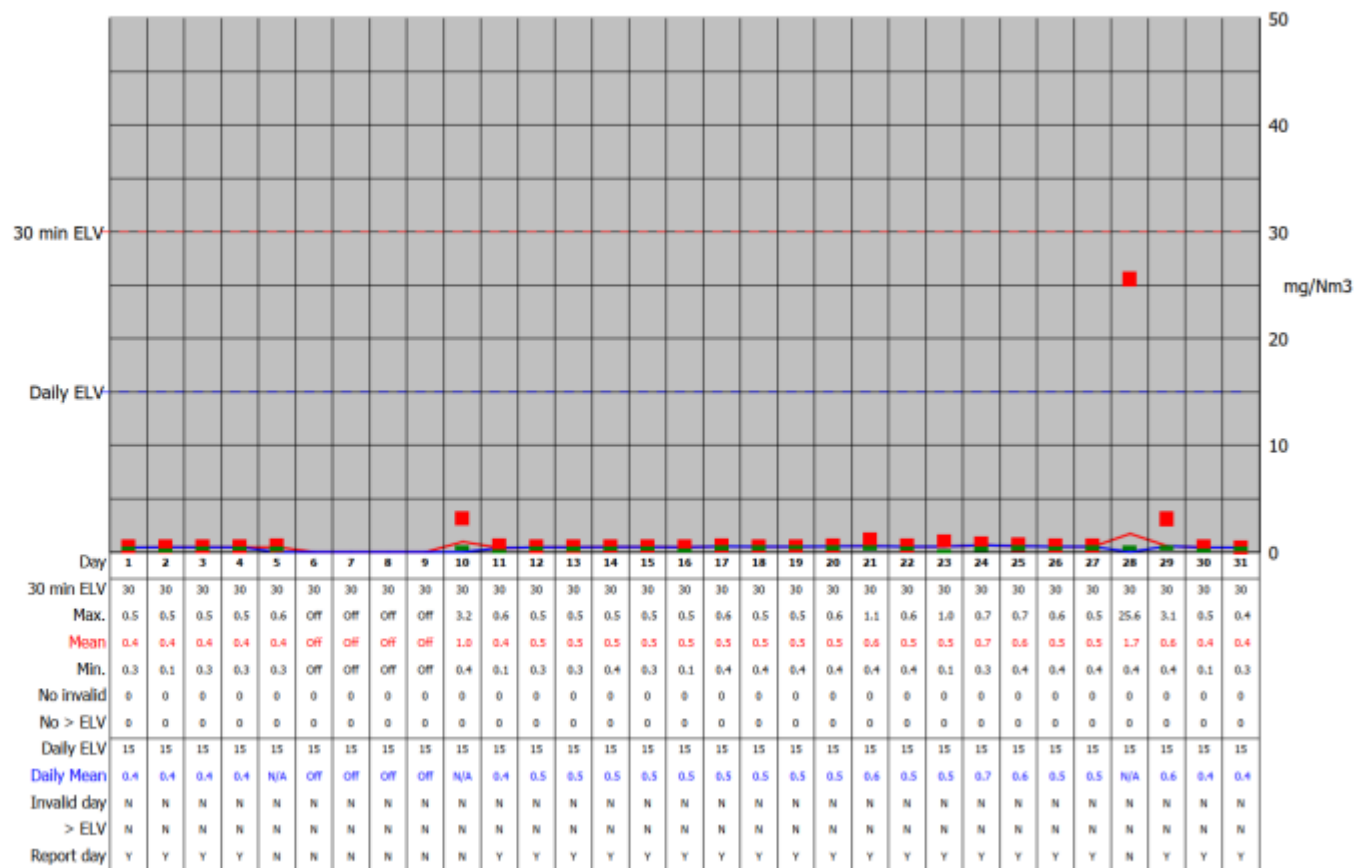
Date: **01/01/2023-31/01/2023**

### Reporting of Continuously Monitored Emissions to Air for TOC, Emission Point Report for January, 2023



95th Percentile = 0.7  
No. of valid averages = 1246

Month summary	
<b>30 min ELV</b>	
Monthly max.	25.6
Monthly mean	0.5
Monthly min.	0.1
Total invalid	0
Sum > ELV	0
<b>Daily ELV</b>	
Monthly max	0.7
No. invalid days	0
No. > ELV	0
No. report days	24



Signed .....Paul Fitzsimmons.....

Date.....26/04/2023.....

(authorised to sign as representative of **Margam Green Energy Limited**)

Permit Number: **EPR/DP3137EG**


Operator: **Margam Green Energy Limited**

Facility: **Margam Green Energy Plant**

Form Number : **Air 1**

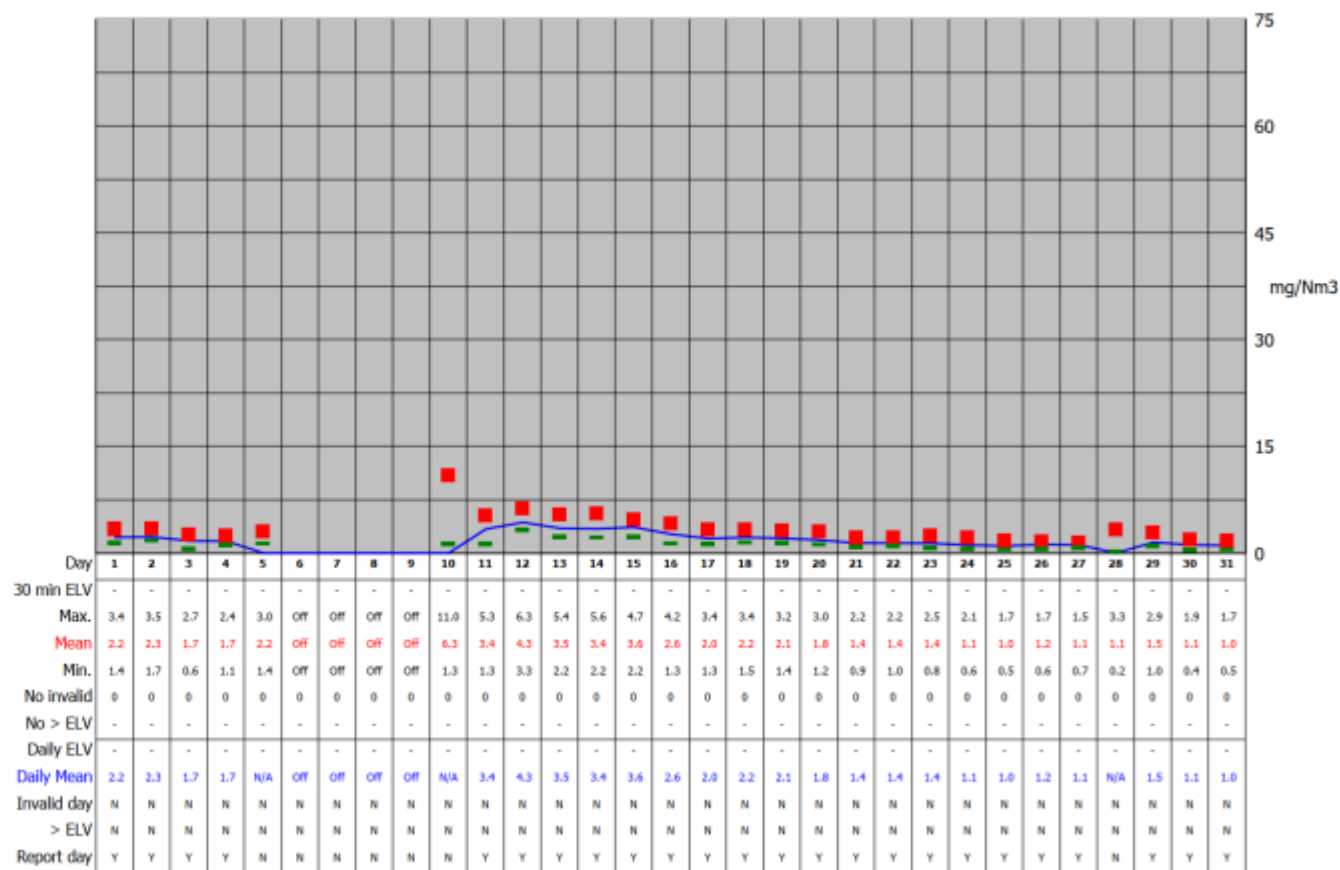
Date: **01/01/2023-31/01/2023**

### Reporting of Continuously Monitored Emissions to Air for NH<sub>3</sub> , Emission Point Report for January, 2023



95th Percentile = 4.5  
No. of valid averages = 1246

Month summary	
30 min ELV	
Monthly max.	11.0
Monthly mean	2.1
Monthly min.	0.2
Total invalid	0
Sum > ELV	0
Daily ELV	
Monthly max	4.3
No. invalid days	0
No. > ELV	0
No. report days	24



Signed .....Paul Fitzsimmons.....

Date.....26/04/2023.....

(authorised to sign as representative of **Margam Green Energy Limited**)

Permit Number: **EPR/DP3137EG**

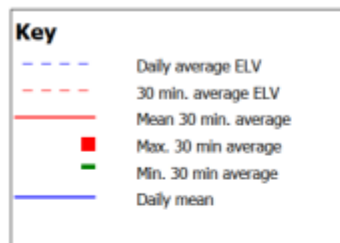
Operator: **Margam Green Energy Limited**

Facility: **Margam Green Energy Plant**

Form Number : **Air 1**

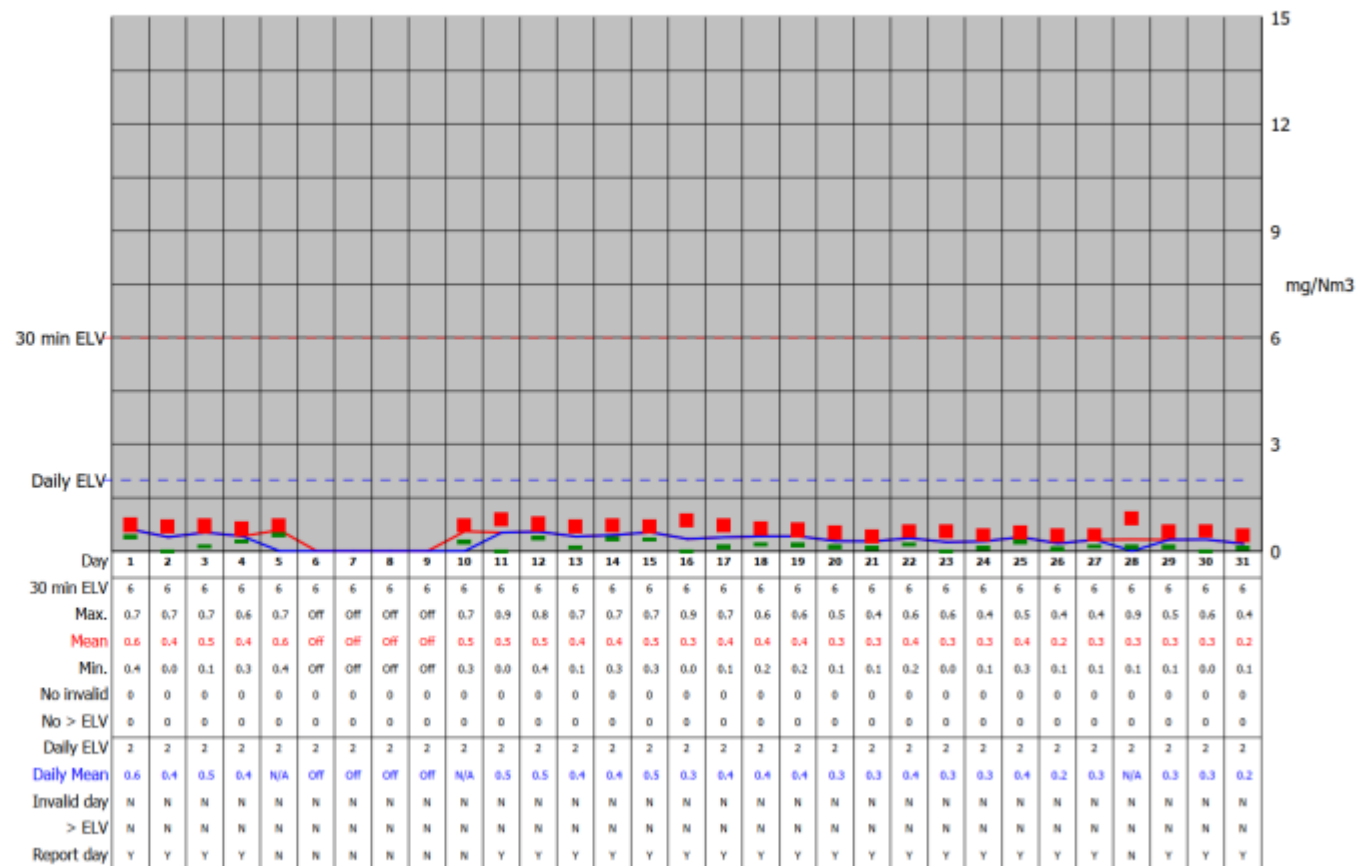
Date: **01/01/2023-31/01/2023**

### Reporting of Continuously Monitored Emissions to Air for HF, Emission Point Report for January, 2023



95th Percentile = 0.7  
No. of valid averages = 1246

Month summary	
<b>30 min ELV</b>	
Monthly max.	0.9
Monthly mean	0.4
Monthly min.	0.0
Total invalid	0
Sum > ELV	0
<b>Daily ELV</b>	
Monthly max	0.6
No. invalid days	0
No. > ELV	0
No. report days	24



Signed .....Paul Fitzsimmons.....

Date.....26/04/2023.....

(authorised to sign as representative of **Margam Green Energy Limited**)

Permit Number: **EPR/DP3137EG**

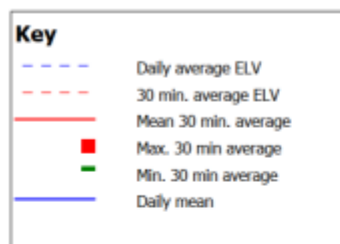
Operator: **Margam Green Energy Limited**

Facility: **Margam Green Energy Plant**

Form Number : **Air 1**

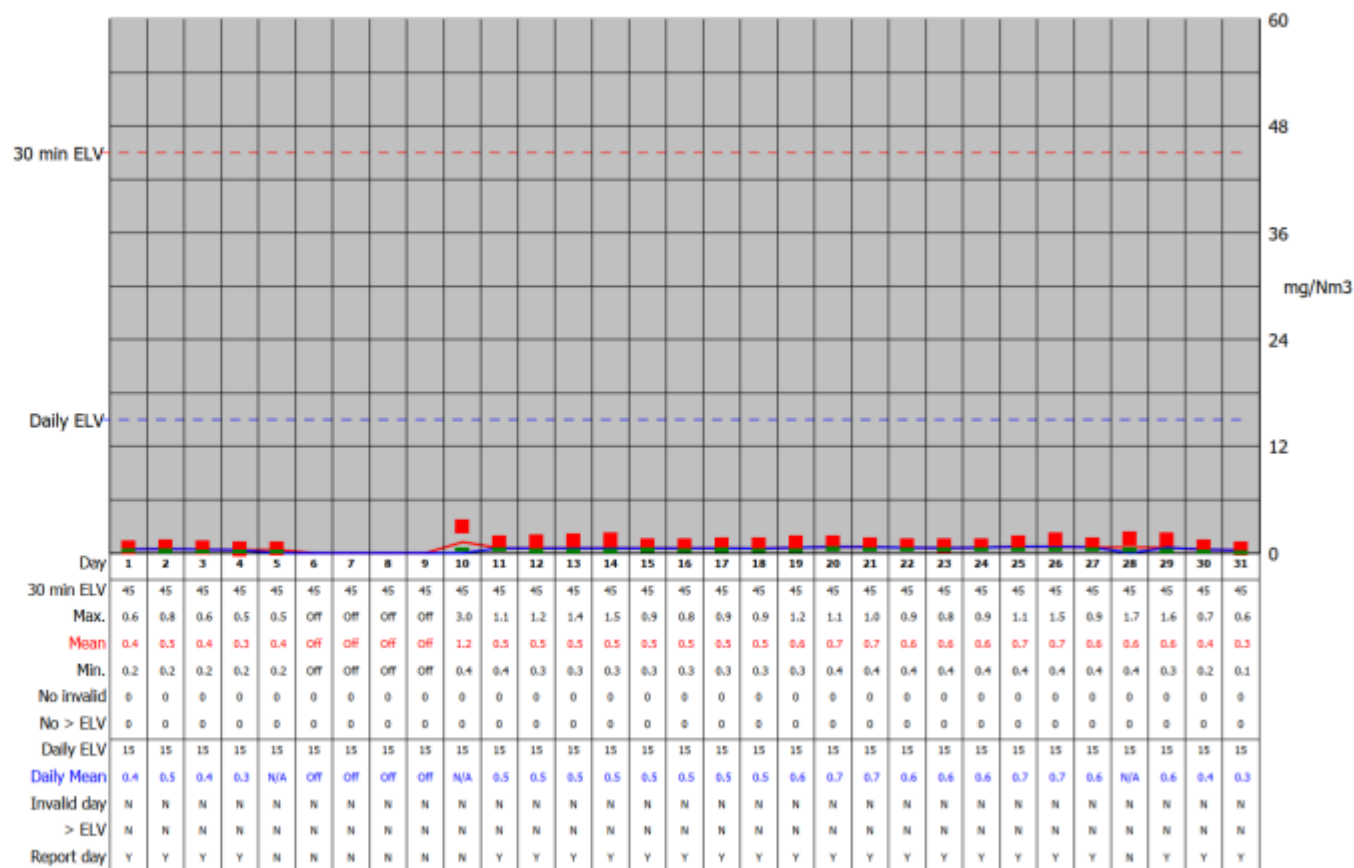
Date: **01/01/2023-31/01/2023**

### Reporting of Continuously Monitored Emissions to Air for Dust, Emission Point Report for January, 2023



95th Percentile = 0.9  
No. of valid averages = 1246

Month summary	
<b>30 min ELV</b>	
Monthly max.	3.0
Monthly mean	0.6
Monthly min.	0.1
Total invalid	0
Sum > ELV	0
<b>Daily ELV</b>	
Monthly max	0.7
No. invalid days	0
No. > ELV	0
No. report days	24



Signed .....Paul Fitzsimmons.....

Date.....26/04/2023.....

(authorised to sign as representative of **Margam Green Energy Limited**)



Permit Number: **EPR/DP3137EG**

Operator: **Margam Green Energy Limited**

Facility: **Margam Green Energy Plant**

Form Number : **Air 1**

Date: **01/01/2023-31/01/2023**