

Permit Number: **EPR/DP3137EG**

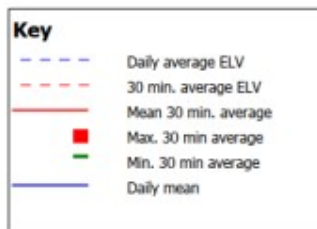
Operator: **Margam Green Energy Limited**

Facility: **Margam Green Energy Plant**

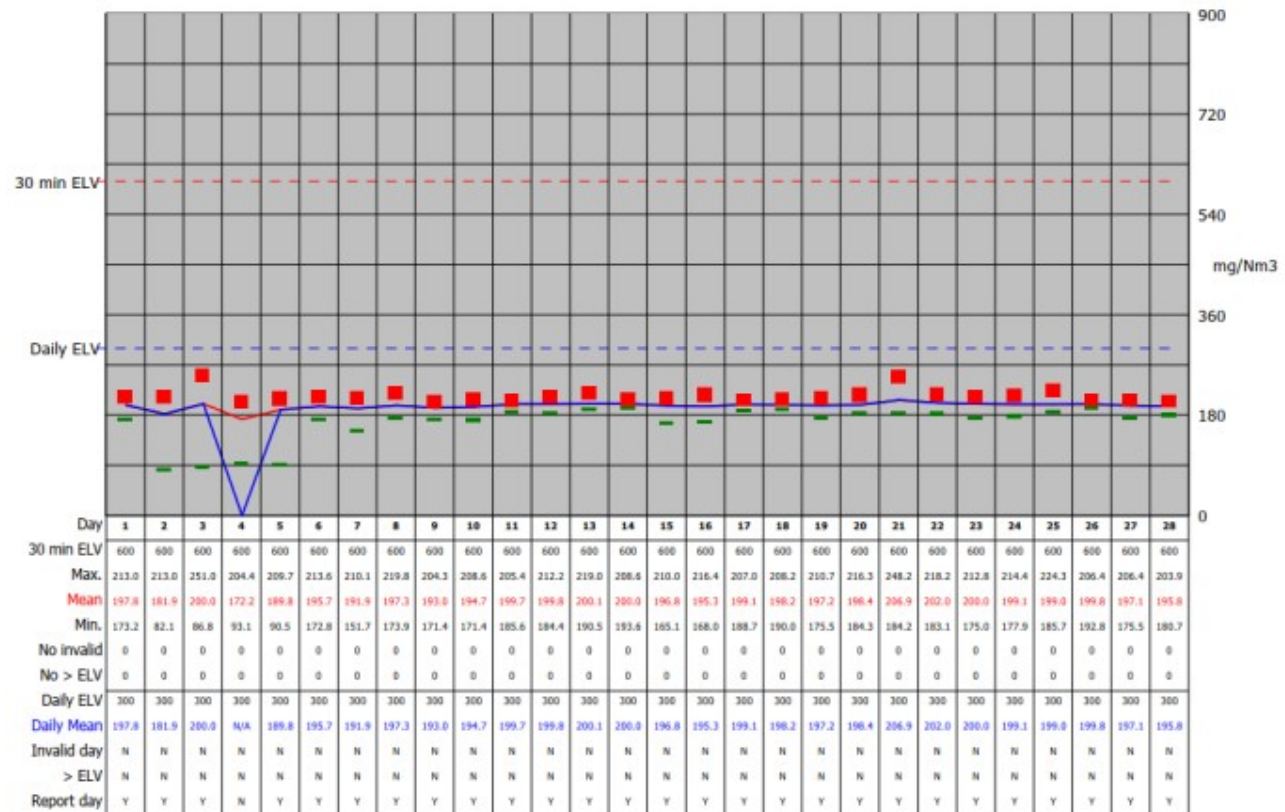
Form Number : **Air 1**

Date: **01/02/2023-28/02/2023**

### Reporting of Continuously Monitored Emissions to Air for NO<sub>x</sub> , Emission Point Report for February, 2023



95th Percentile = 208.8  
No. of valid averages = 1302



Month summary	
<b>30 min ELV</b>	
Monthly max.	251.0
Monthly mean	197.1
Monthly min.	82.1
Total invalid	0
Sum > ELV	0
<b>Daily ELV</b>	
Monthly max	206.9
No. invalid days	0
No. > ELV	0
No. report days	27

Signed .....Paul Fitzsimmons.....

Date.....26/04/2023.....

(authorised to sign as representative of **Margam Green Energy Limited**)

Permit Number: **EPR/DP3137EG**

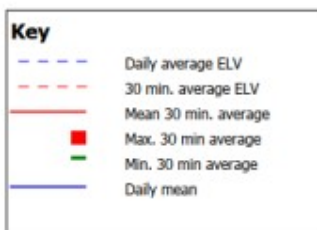
Operator: **Margam Green Energy Limited**

Facility: **Margam Green Energy Plant**

Form Number : **Air 1**

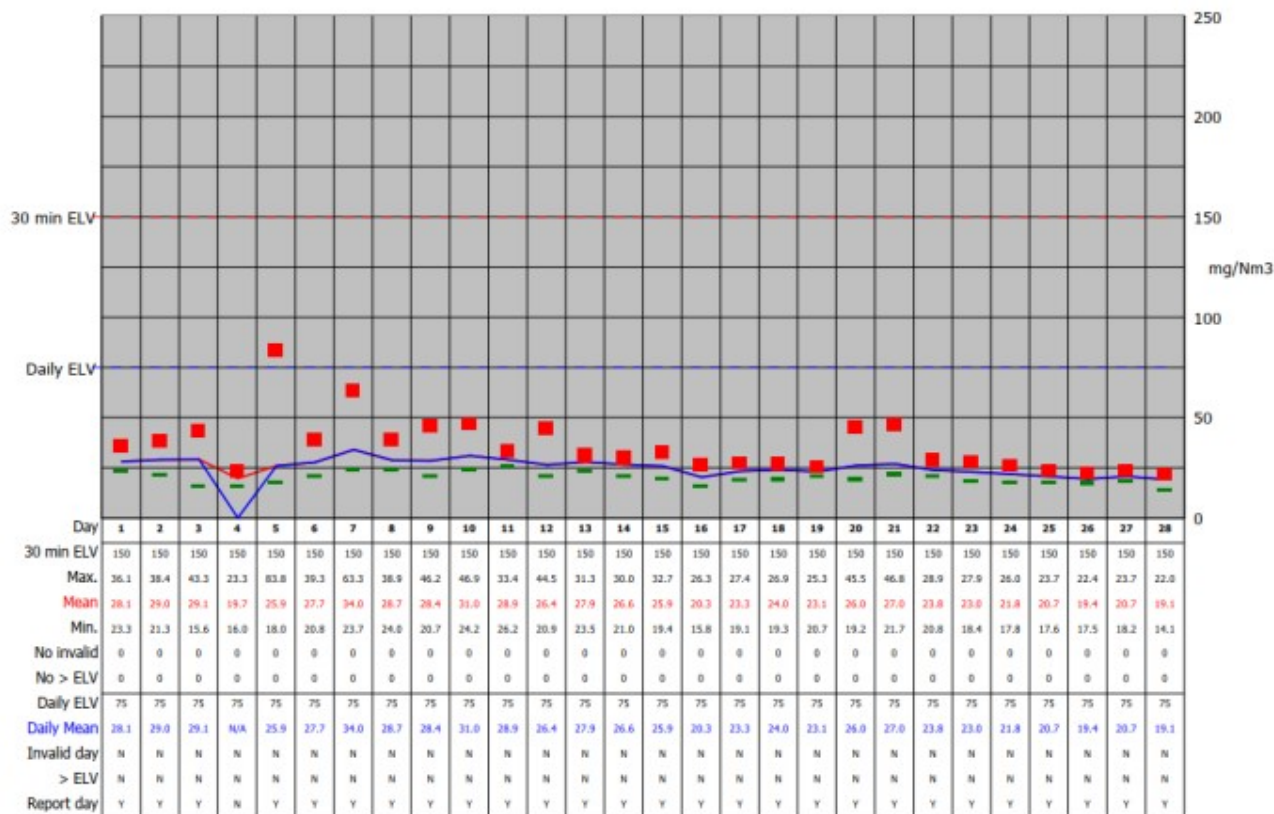
Date: **01/02/2023-28/02/2023**

### Reporting of Continuously Monitored Emissions to Air for CO, Emission Point Report for February, 2023



95th Percentile = 33.5  
No. of valid averages = 1302

Month summary	
<b>30 min ELV</b>	
Monthly max.	83.8
Monthly mean	25.5
Monthly min.	14.1
Total invalid	0
Sum > ELV	0
<b>Daily ELV</b>	
Monthly max	34.0
No. invalid days	0
No. > ELV	0
No. report days	27



Signed .....Paul Fitzsimmons.....

Date.....26/04/2023.....

(authorised to sign as representative of **Margam Green Energy Limited**)

Permit Number: **EPR/DP3137EG**

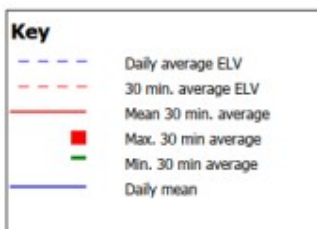
Operator: **Margam Green Energy Limited**

Facility: **Margam Green Energy Plant**

Form Number : **Air 1**

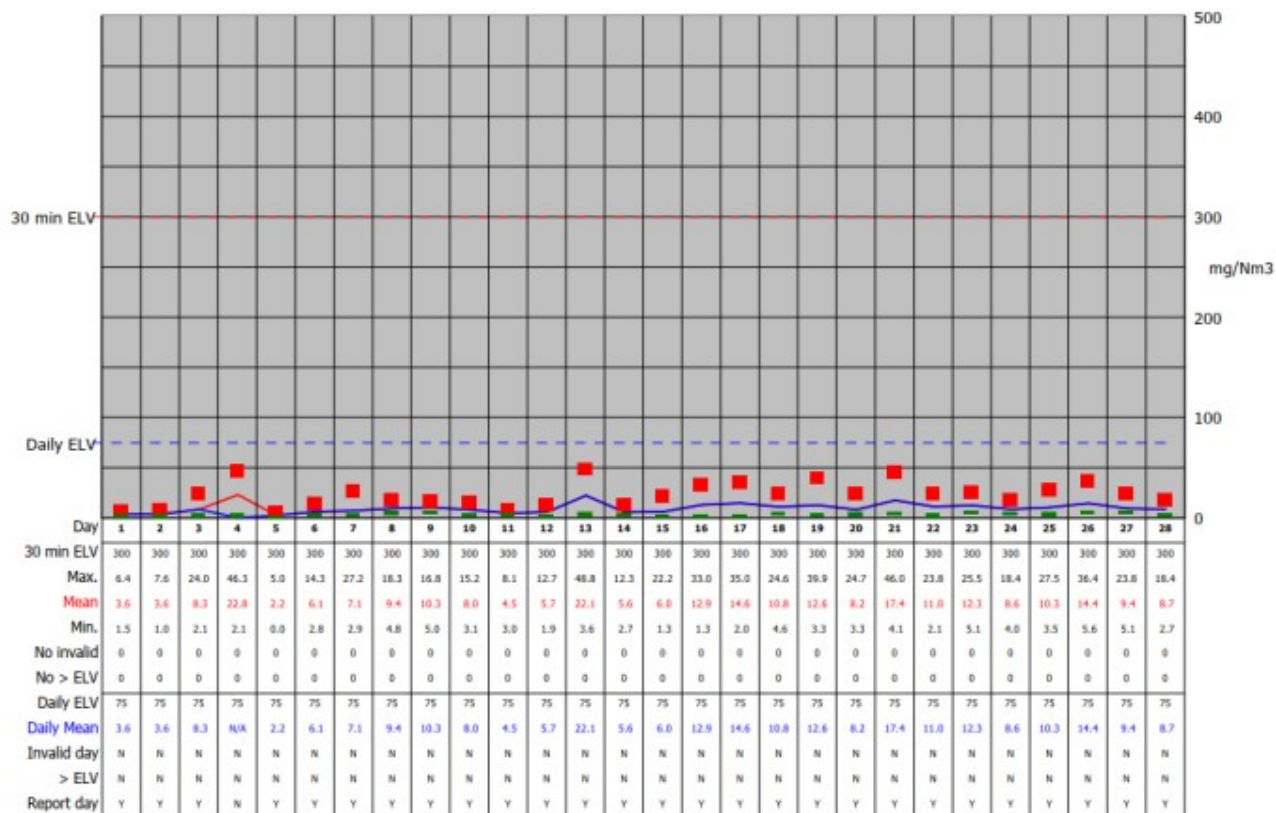
Date: **01/02/2023-28/02/2023**

### Reporting of Continuously Monitored Emissions to Air for SO<sub>2</sub> , Emission Point Report for February, 2023



95th Percentile = 26.7  
No. of valid averages = 1302

Month summary	
<b>30 min ELV</b>	
Monthly max.	48.8
Monthly mean	9.5
Monthly min.	0.0
Total invalid	0
Sum > ELV	0
<b>Daily ELV</b>	
Monthly max	22.1
No. invalid days	0
No. > ELV	0
No. report days	27



Signed .....Paul Fitzsimmons.....

Date.....26/04/2023.....

(authorised to sign as representative of **Margam Green Energy Limited**)

Permit Number: **EPR/DP3137EG**

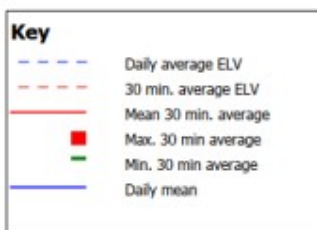
Operator: **Margam Green Energy Limited**

Facility: **Margam Green Energy Plant**

Form Number : **Air 1**

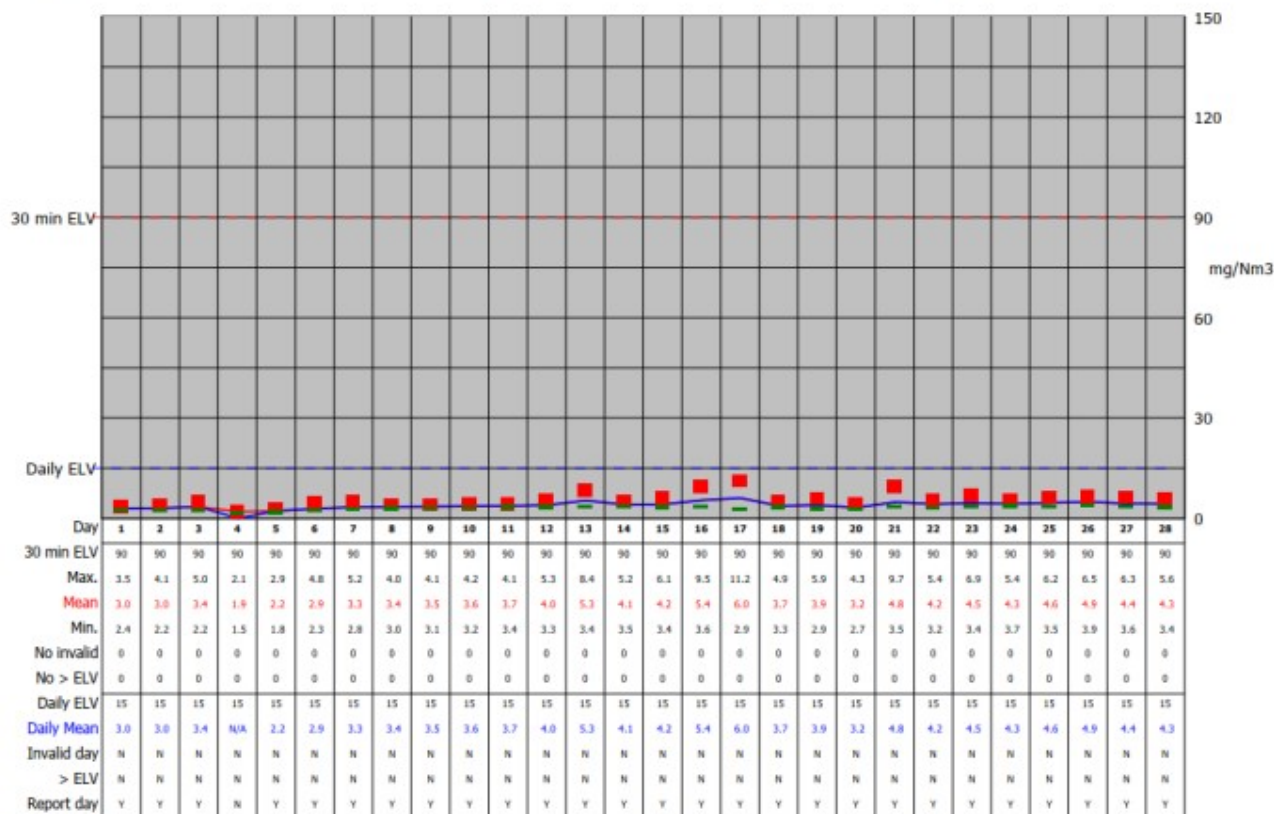
Date: **01/02/2023-28/02/2023**

### Reporting of Continuously Monitored Emissions to Air for HCl, Emission Point Report for February, 2023



95th Percentile = 6.0  
No. of valid averages = 1302

Month summary	
<b>30 min ELV</b>	
Monthly max.	11.2
Monthly mean	4.0
Monthly min.	1.5
Total invalid	0
Sum > ELV	0
<b>Daily ELV</b>	
Monthly max	6.0
No. invalid days	0
No. > ELV	0
No. report days	27



Signed .....Paul Fitzsimmons.....

Date.....26/04/2023.....

(authorised to sign as representative of **Margam Green Energy Limited**)



Permit Number: **EPR/DP3137EG**

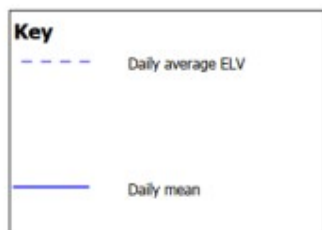
Operator: **Margam Green Energy Limited**

Facility: **Margam Green Energy Plant**

Form Number : **Air 1**

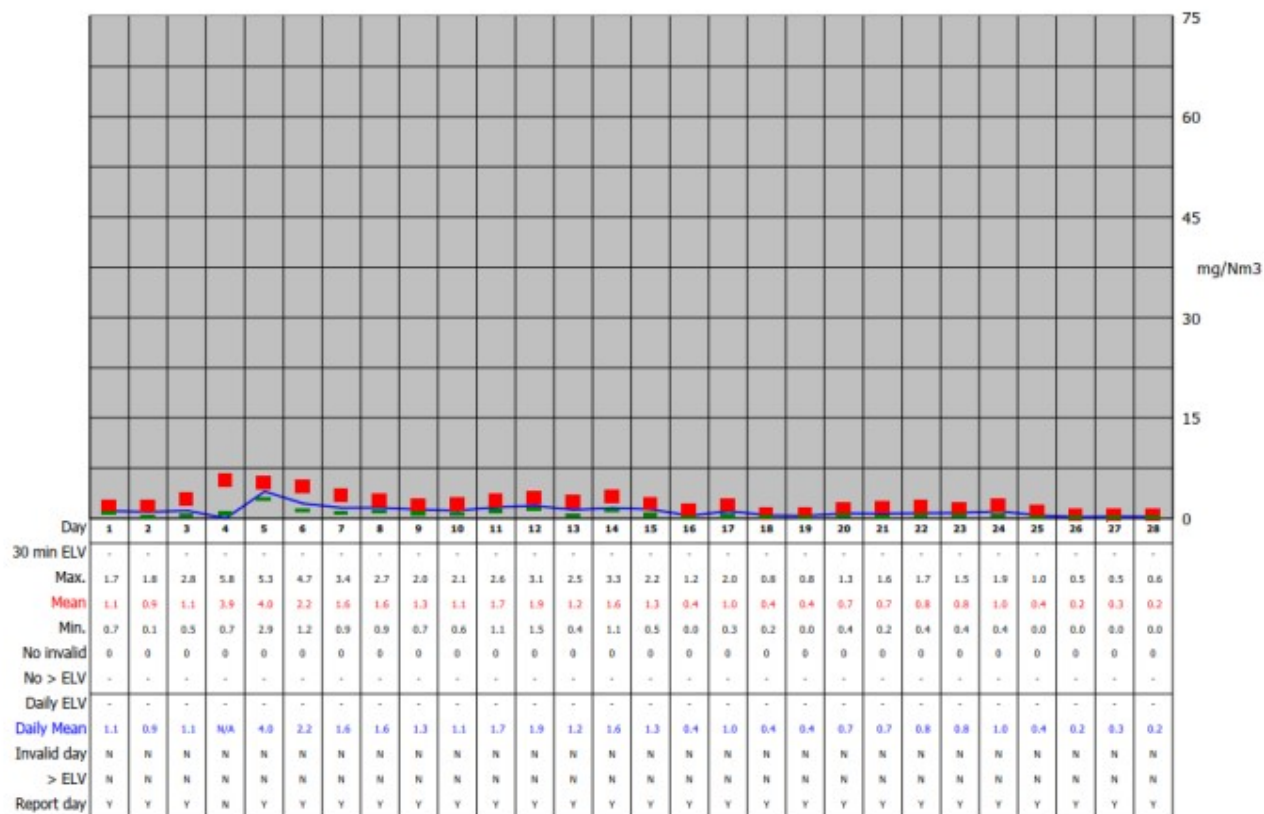
Date: **01/02/2023-28/02/2023**

### Reporting of Continuously Monitored Emissions to Air for NH<sub>3</sub> , Emission Point Report for February, 2023



95th Percentile = 2.9  
No. of valid averages = 1302

Month summary	
30 min ELV	
Monthly max.	5.8
Monthly mean	1.1
Monthly min.	0.0
Total invalid	0
Sum > ELV	0
Daily ELV	
Monthly max	4.0
No. invalid days	0
No. > ELV	0
No. report days	27



Signed .....Paul Fitzsimmons.....

Date.....26/04/2023.....

(authorised to sign as representative of **Margam Green Energy Limited**)

Permit Number: **EPR/DP3137EG**

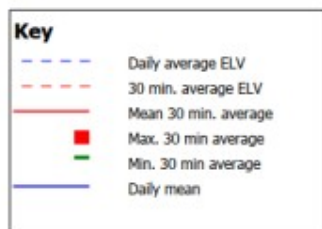
Operator: **Margam Green Energy Limited**

Facility: **Margam Green Energy Plant**

Form Number : **Air 1**

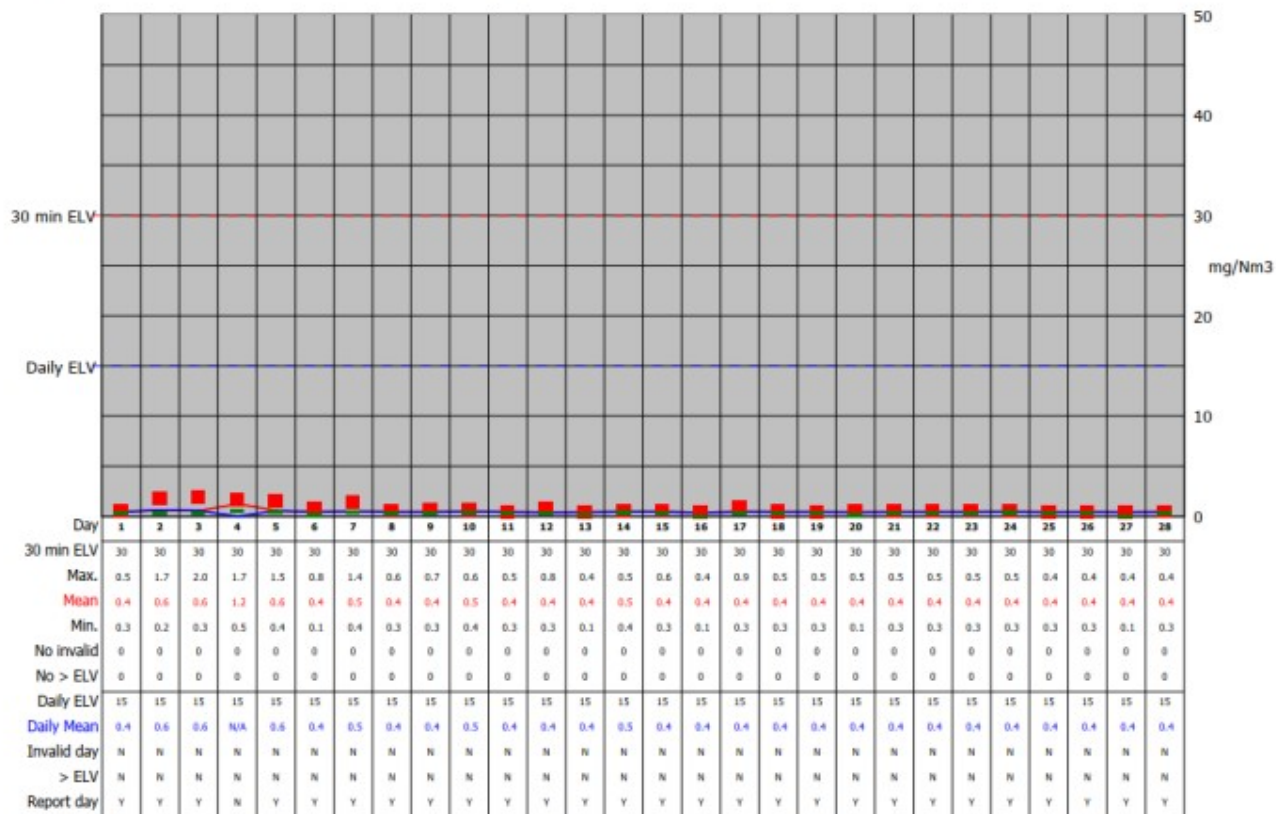
Date: **01/02/2023-28/02/2023**

### Reporting of Continuously Monitored Emissions to Air for TOC, Emission Point Report for February, 2023



95th Percentile = 0.6  
No. of valid averages = 1302

Month summary	
<b>30 min ELV</b>	
Monthly max.	2.0
Monthly mean	0.5
Monthly min.	0.1
Total invalid	0
Sum > ELV	0
<b>Daily ELV</b>	
Monthly max	0.6
No. invalid days	0
No. > ELV	0
No. report days	27



Signed .....Paul Fitzsimmons.....

Date.....26/04/2023.....

(authorised to sign as representative of **Margam Green Energy Limited**)

Permit Number: **EPR/DP3137EG**

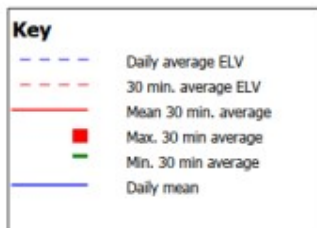
Operator: **Margam Green Energy Limited**

Facility: **Margam Green Energy Plant**

Form Number : **Air 1**

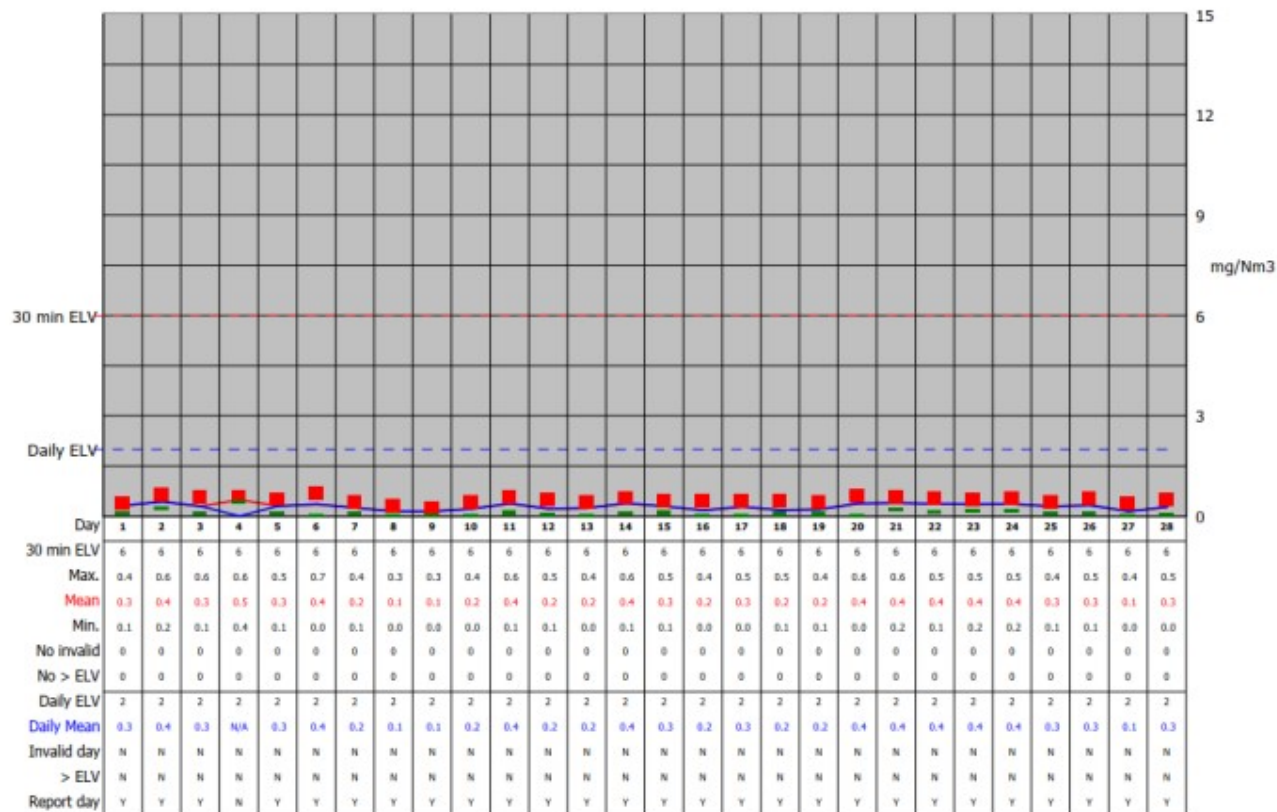
Date: **01/02/2023-28/02/2023**

### Reporting of Continuously Monitored Emissions to Air for HF, Emission Point Report for February, 2023



95th Percentile = 0.5  
No. of valid averages = 1302

Month summary	
<b>30 min ELV</b>	
Monthly max.	0.7
Monthly mean	0.3
Monthly min.	0.0
Total invalid	0
Sum > ELV	0
<b>Daily ELV</b>	
Monthly max	0.4
No. invalid days	0
No. > ELV	0
No. report days	27



Signed .....Paul Fitzsimmons.....

Date.....26/04/2023.....

(authorised to sign as representative of **Margam Green Energy Limited**)

Permit Number: **EPR/DP3137EG**

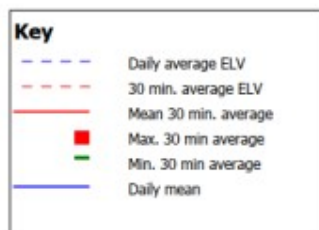
Operator: **Margam Green Energy Limited**

Facility: **Margam Green Energy Plant**

Form Number : **Air 1**

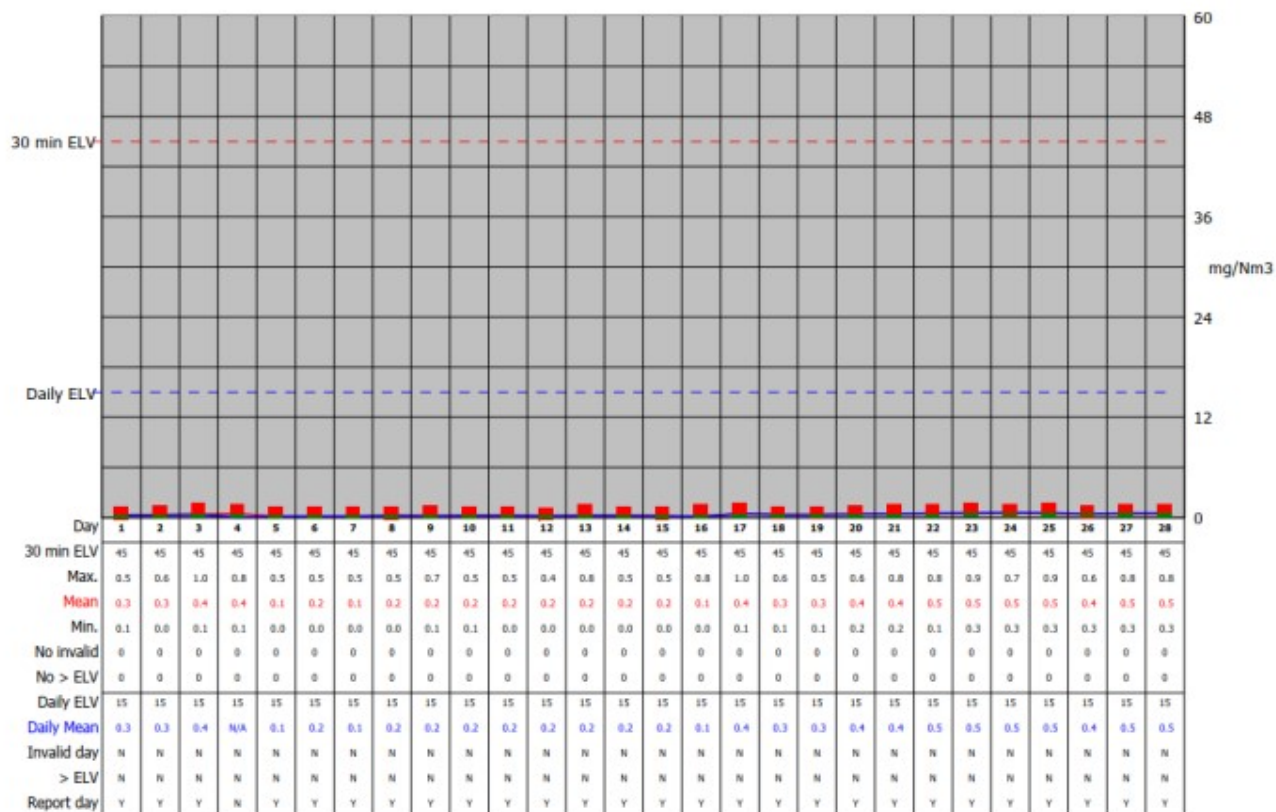
Date: **01/02/2023-28/02/2023**

### Reporting of Continuously Monitored Emissions to Air for Dust, Emission Point Report for February, 2023



95th Percentile = 0.6  
No. of valid averages = 1302

Month summary	
<b>30 min ELV</b>	
Monthly max.	1.0
Monthly mean	0.3
Monthly min.	0.0
Total invalid	0
Sum > ELV	0
<b>Daily ELV</b>	
Monthly max	0.5
No. invalid days	0
No. > ELV	0
No. report days	27



Signed .....Paul Fitzsimmons.....

Date.....26/04/2023.....

(authorised to sign as representative of **Margam Green Energy Limited**)



Permit Number: **EPR/DP3137EG**

Operator: **Margam Green Energy Limited**

Facility: **Margam Green Energy Plant**

Form Number : **Air 1**

Date: **01/02/2023-28/02/2023**