

Permit Number: **EPR/DP3137EG**

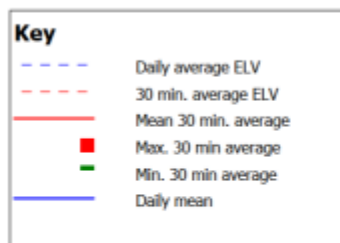
Operator: **Margam Green Energy Limited**

Facility: **Margam Green Energy Plant**

Form Number : **Air 1**

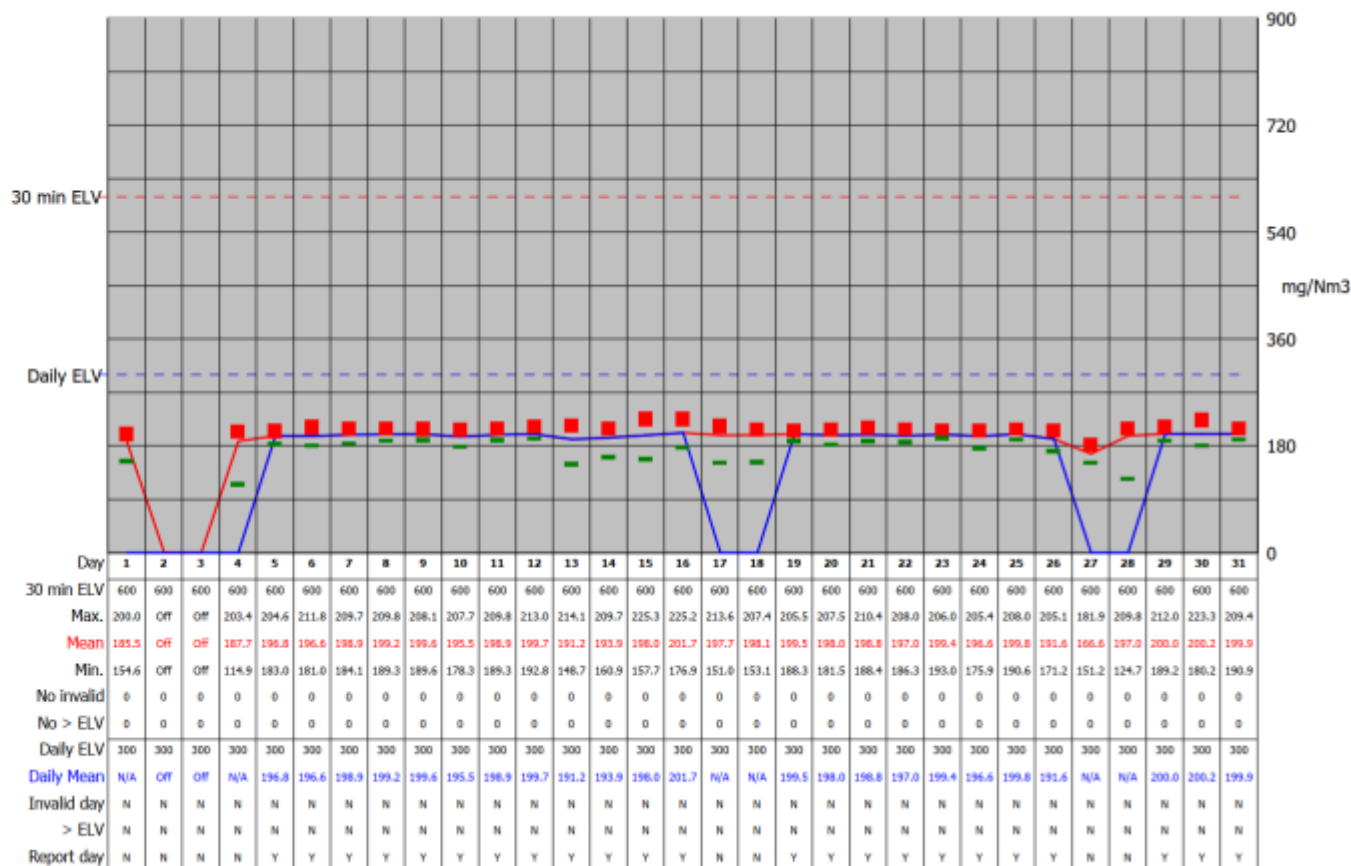
Date: **01/03/2022-31/03/2023**

Reporting of Continuously Monitored Emissions to Air for NO_x , Emission Point Report for March, 2023



95th Percentile = 206.4
No. of valid averages = 1250

Month summary	
30 min ELV	
Monthly max.	225.3
Monthly mean	197.2
Monthly min.	114.9
Total invalid	0
Sum > ELV	0
Daily ELV	
Monthly max	201.7
No. invalid days	0
No. > ELV	0
No. report days	23



SignedPaul Fitzsimmons.....

Date.....26/04/2023.....

(authorised to sign as representative of **Margam Green Energy Limited**)

Permit Number: **EPR/DP3137EG**

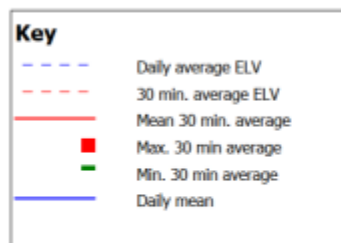
Operator: **Margam Green Energy Limited**

Facility: **Margam Green Energy Plant**

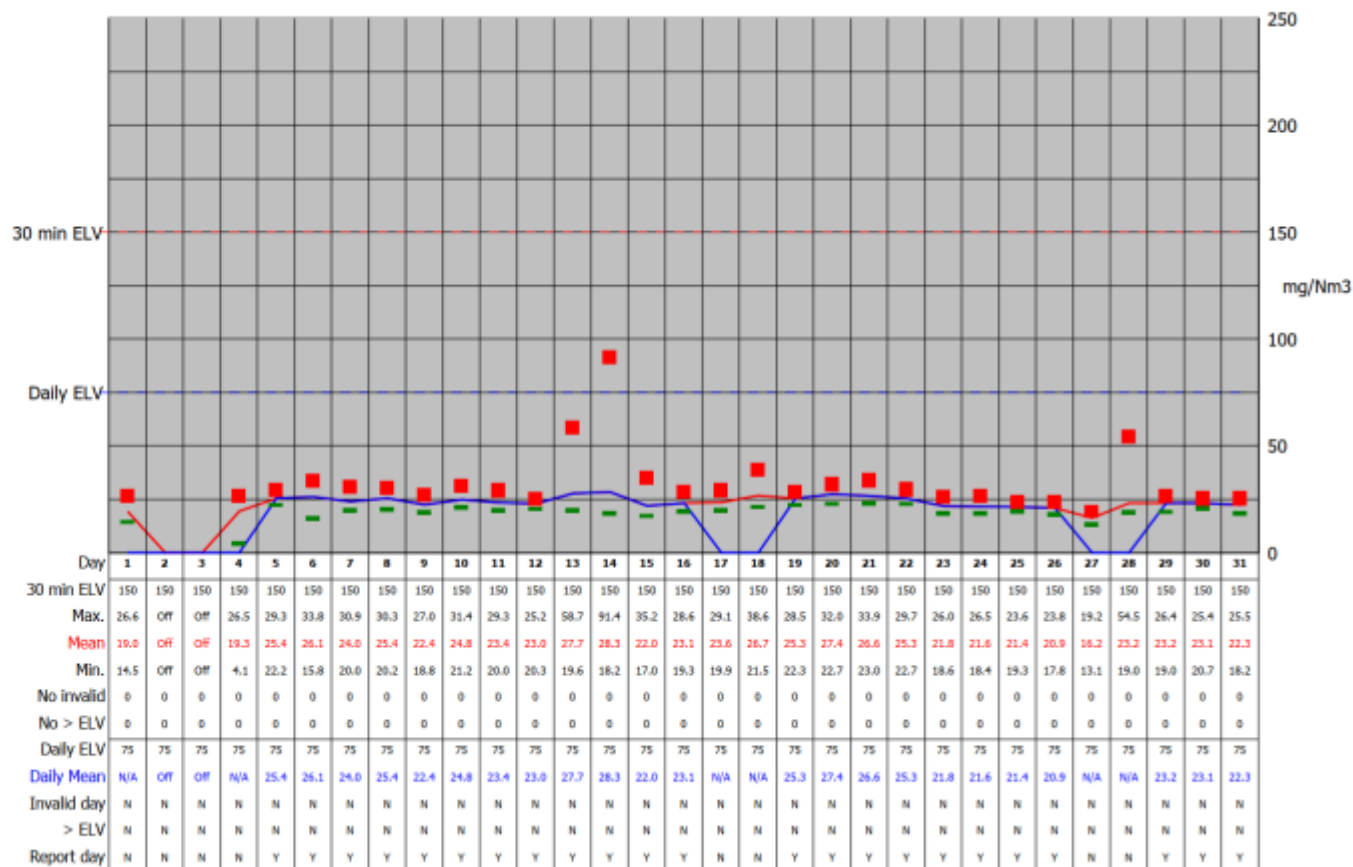
Form Number : **Air 1**

Date: **01/03/2022-31/03/2023**

Reporting of Continuously Monitored Emissions to Air for CO, Emission Point Report for March, 2023



95th Percentile = 29.3
No. of valid averages = 1250



Month summary	
30 min ELV	
Monthly max.	91.4
Monthly mean	23.8
Monthly min.	4.1
Total invalid	0
Sum > ELV	0
Daily ELV	
Monthly max	28.3
No. invalid days	0
No. > ELV	0
No. report days	23

SignedPaul Fitzsimmons.....

Date.....26/04/2023.....

(authorised to sign as representative of **Margam Green Energy Limited**)

Permit Number: **EPR/DP3137EG**

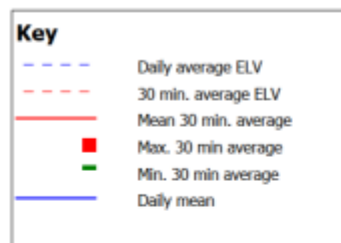
Operator: **Margam Green Energy Limited**

Facility: **Margam Green Energy Plant**

Form Number : **Air 1**

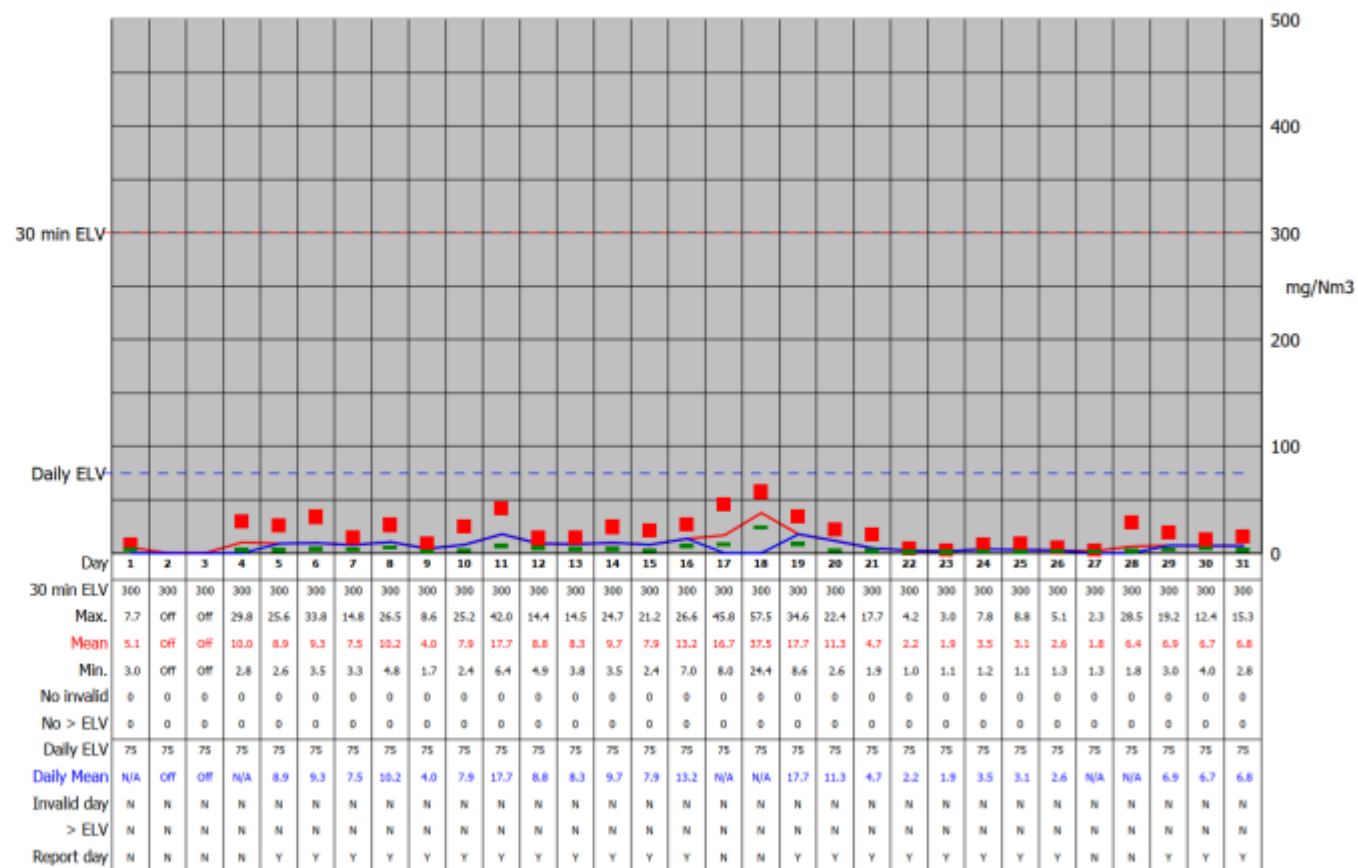
Date: **01/03/2022-31/03/2023**

Reporting of Continuously Monitored Emissions to Air for SO₂ , Emission Point Report for March, 2023



95th Percentile = 23.3
No. of valid averages = 1250

Month summary	
30 min ELV	
Monthly max.	57.5
Monthly mean	8.5
Monthly min.	1.0
Total invalid	0
Sum > ELV	0
Daily ELV	
Monthly max	17.7
No. invalid days	0
No. > ELV	0
No. report days	23



SignedPaul Fitzsimmons..... Date.....26/04/2023.....
(authorised to sign as representative of **Margam Green Energy Limited**)

Permit Number: **EPR/DP3137EG**

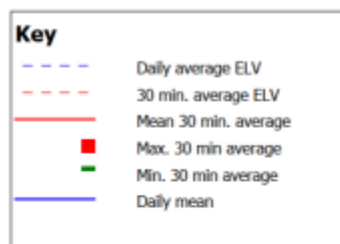
Operator: **Margam Green Energy Limited**

Facility: **Margam Green Energy Plant**

Form Number : **Air 1**

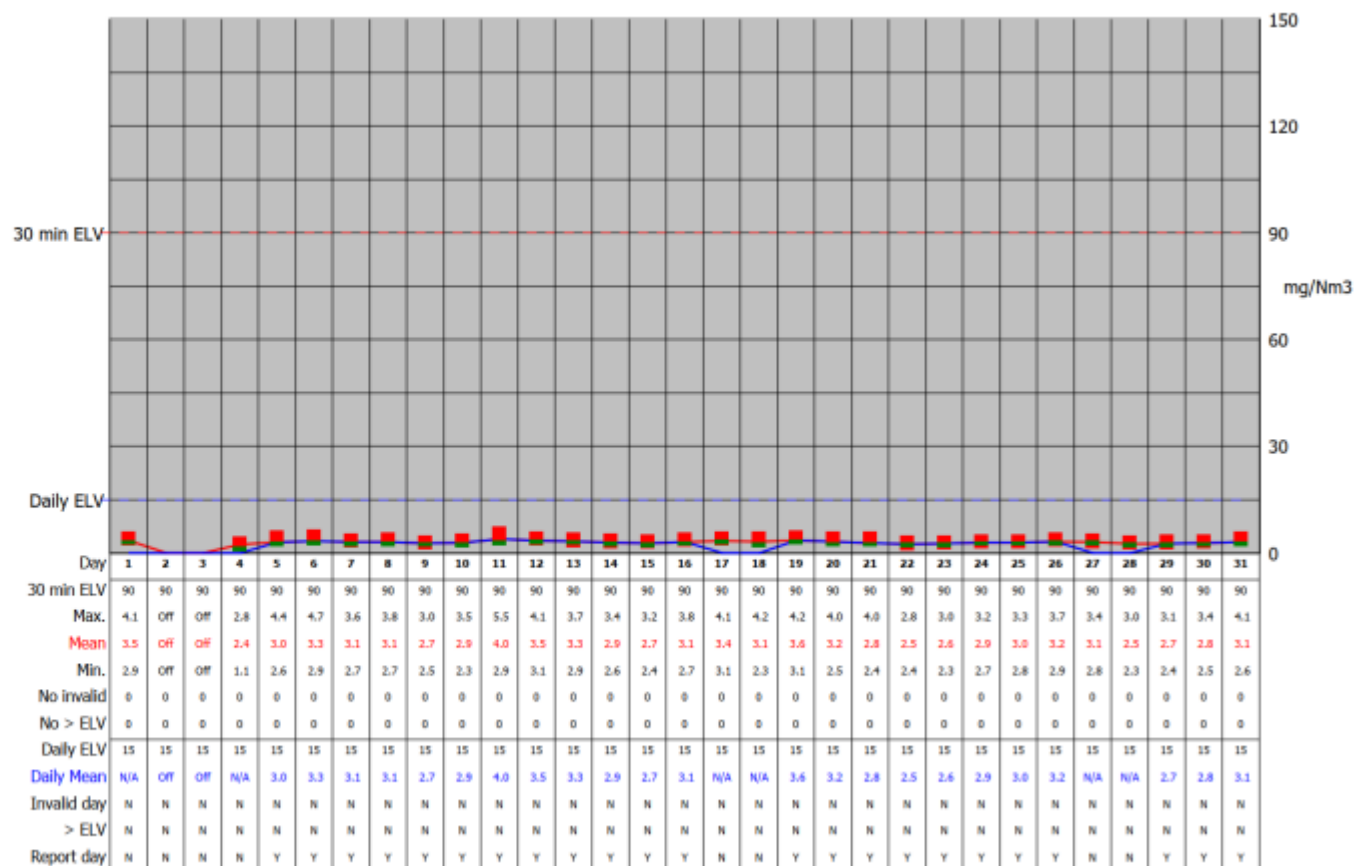
Date: **01/03/2022-31/03/2023**

Reporting of Continuously Monitored Emissions to Air for HCl, Emission Point Report for March, 2023



95th Percentile = 3.8
No. of valid averages = 1250

Month summary	
30 min ELV	
Monthly max.	5.5
Monthly mean	3.0
Monthly min.	1.1
Total invalid	0
Sum > ELV	0
Daily ELV	
Monthly max	4.0
No. invalid days	0
No. > ELV	0
No. report days	23



SignedPaul Fitzsimmons.....

Date.....26/04/2023.....

(authorised to sign as representative of **Margam Green Energy Limited**)

Permit Number: **EPR/DP3137EG**


Operator: **Margam Green Energy Limited**

Facility: **Margam Green Energy Plant**

Form Number : **Air 1**

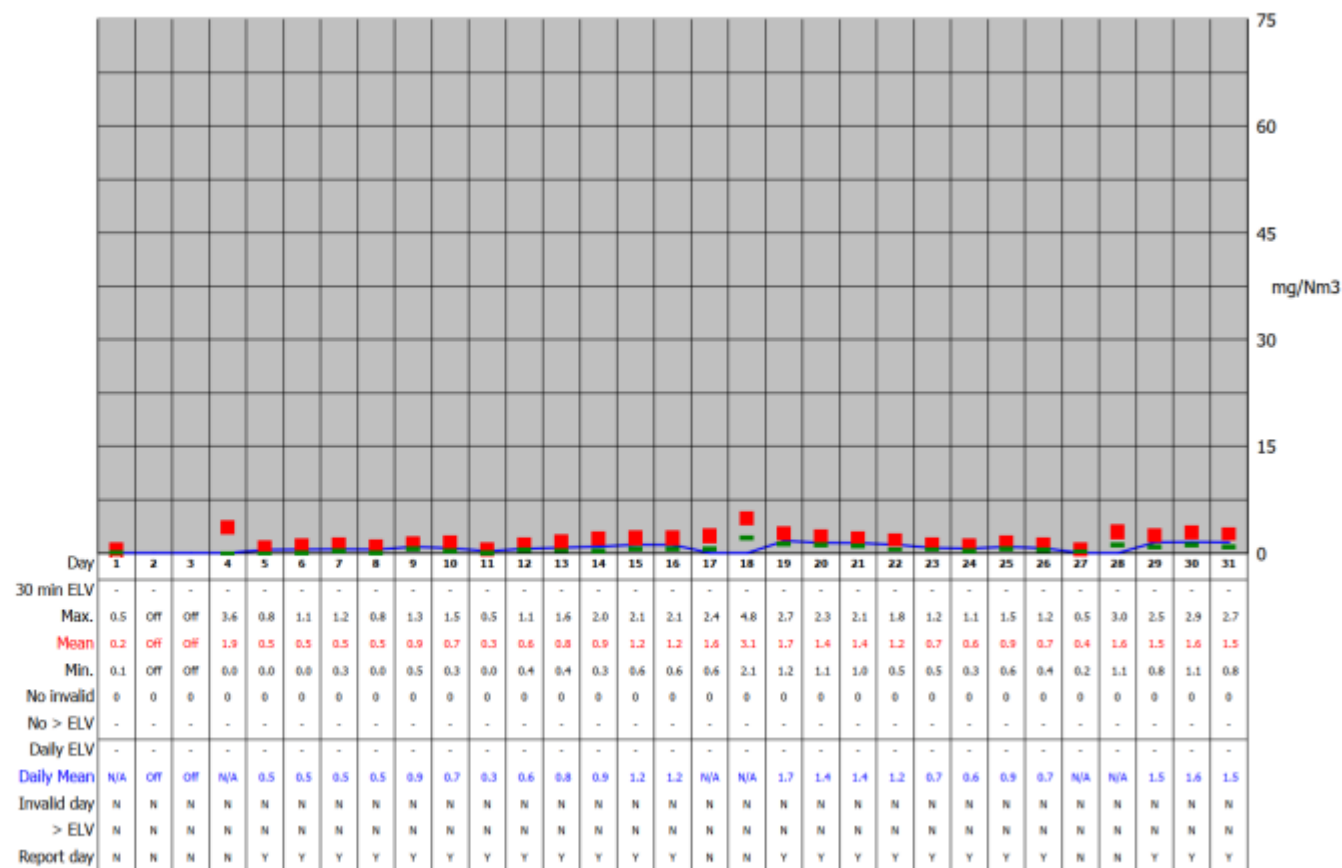
Date: **01/03/2022-31/03/2023**

Reporting of Continuously Monitored Emissions to Air for NH₃, Emission Point Report for March, 2023



95th Percentile = 2.1
No. of valid averages = 1250

Month summary	
30 min ELV	
Monthly max.	4.8
Monthly mean	1.0
Monthly min.	0.0
Total invalid	0
Sum > ELV	0
Daily ELV	
Monthly max	1.7
No. invalid days	0
No. > ELV	0
No. report days	23



SignedPaul Fitzsimmons.....

Date.....26/04/2023.....

(authorised to sign as representative of **Margam Green Energy Limited**)

Permit Number: **EPR/DP3137EG**

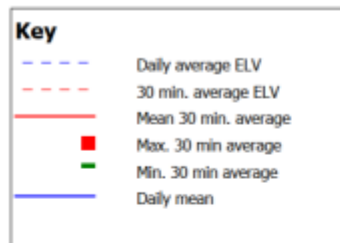
Operator: **Margam Green Energy Limited**

Facility: **Margam Green Energy Plant**

Form Number : **Air 1**

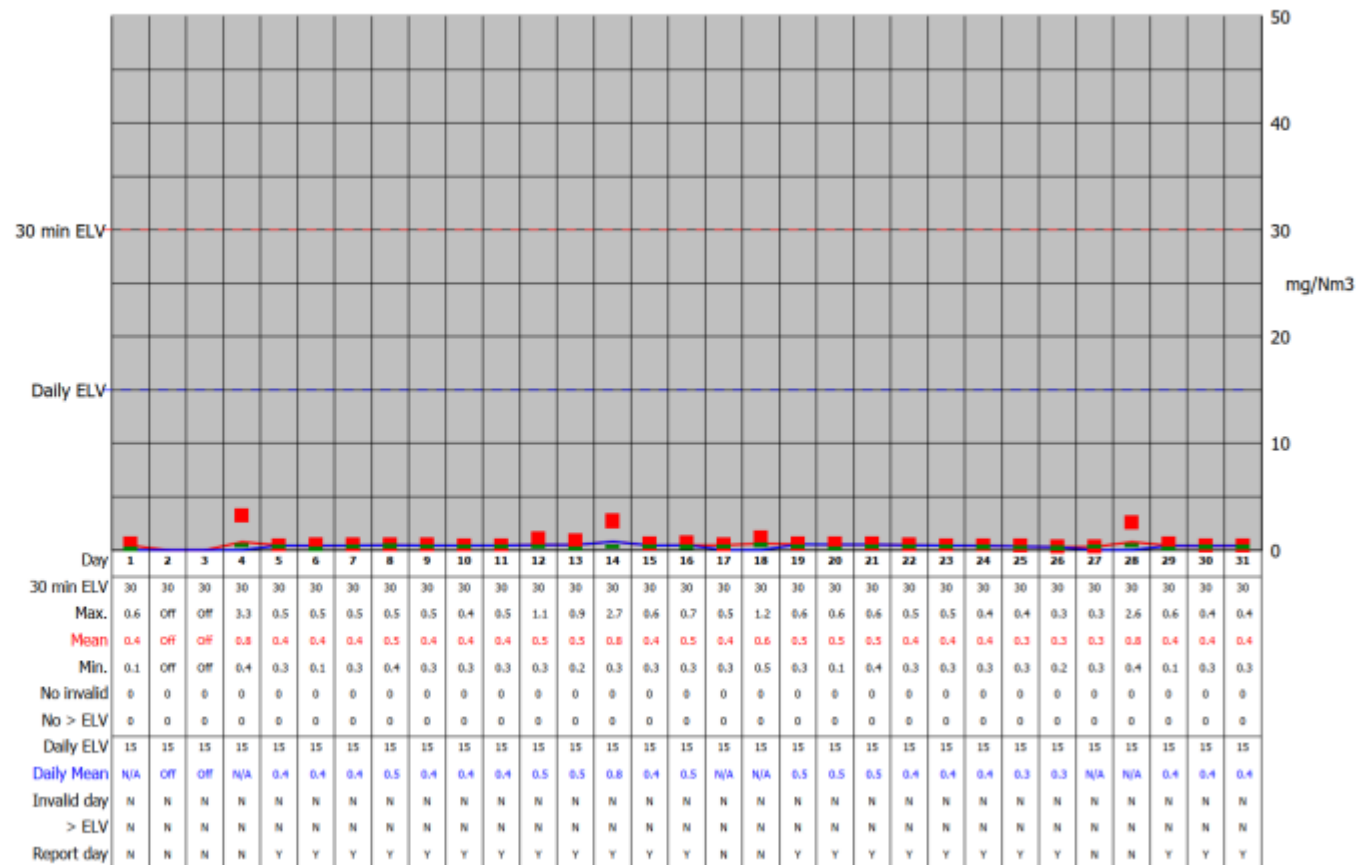
Date: **01/03/2022-31/03/2023**

Reporting of Continuously Monitored Emissions to Air for TOC, Emission Point Report for March, 2023



95th Percentile = 0.6
No. of valid averages = 1250

Month summary	
30 min ELV	
Monthly max.	3.3
Monthly mean	0.5
Monthly min.	0.1
Total invalid	0
Sum > ELV	0
Daily ELV	
Monthly max	0.8
No. invalid days	0
No. > ELV	0
No. report days	23



SignedPaul Fitzsimmons..... Date.....26/04/2023.....
(authorised to sign as representative of **Margam Green Energy Limited**)

Permit Number: **EPR/DP3137EG**

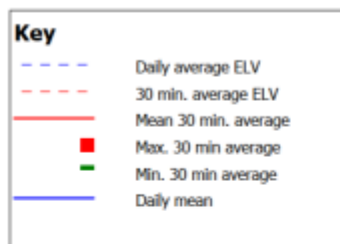
Operator: **Margam Green Energy Limited**

Facility: **Margam Green Energy Plant**

Form Number : **Air 1**

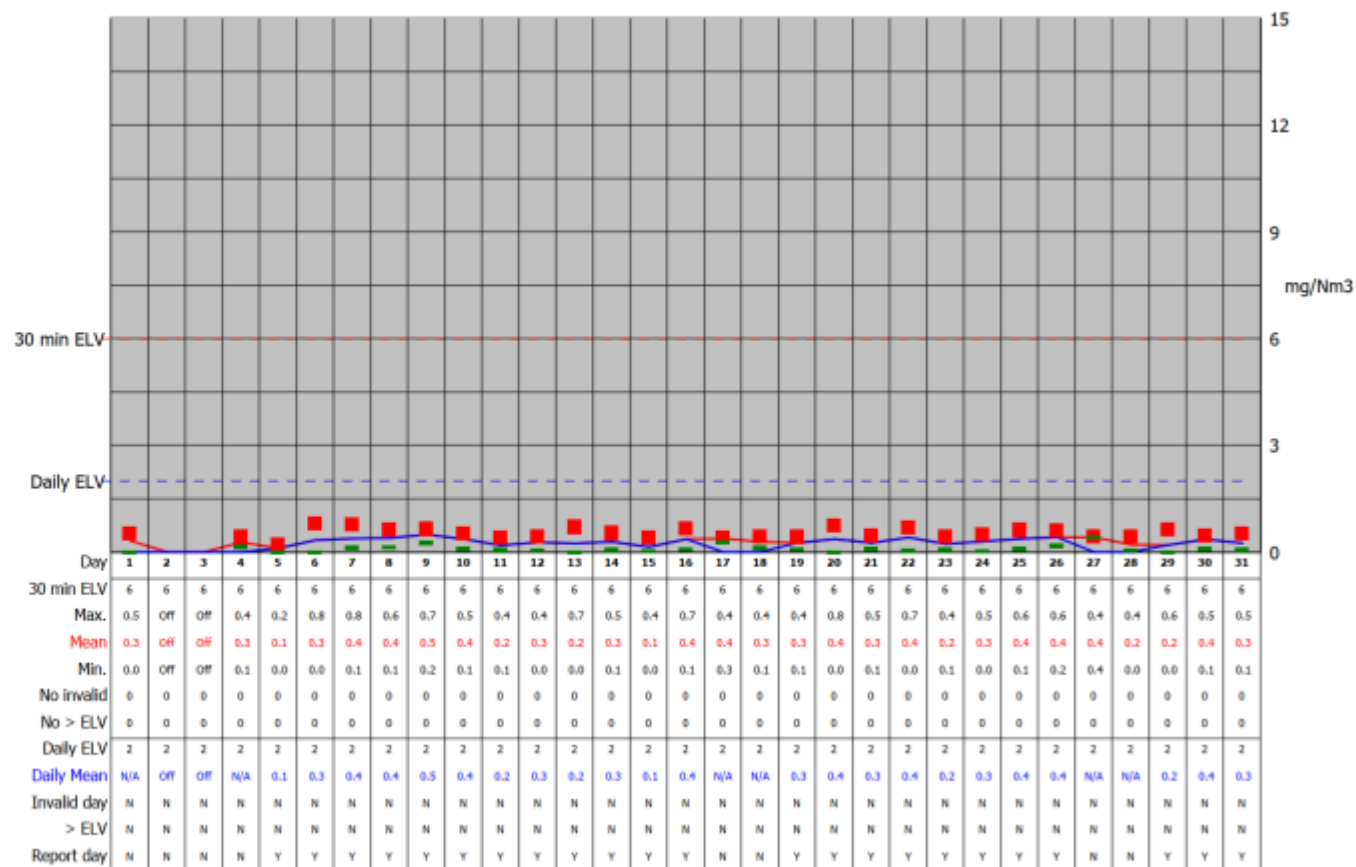
Date: **01/03/2022-31/03/2023**

Reporting of Continuously Monitored Emissions to Air for HF, Emission Point Report for March, 2023



95th Percentile = 0.6
No. of valid averages = 1250

Month summary	
30 min ELV	
Monthly max.	0.8
Monthly mean	0.3
Monthly min.	0.0
Total invalid	0
Sum > ELV	0
Daily ELV	
Monthly max	0.5
No. invalid days	0
No. > ELV	0
No. report days	23



SignedPaul Fitzsimmons.....

Date.....26/04/2023.....

(authorised to sign as representative of **Margam Green Energy Limited**)

Permit Number: **EPR/DP3137EG**

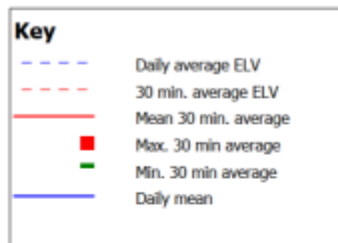
Operator: **Margam Green Energy Limited**

Facility: **Margam Green Energy Plant**

Form Number : **Air 1**

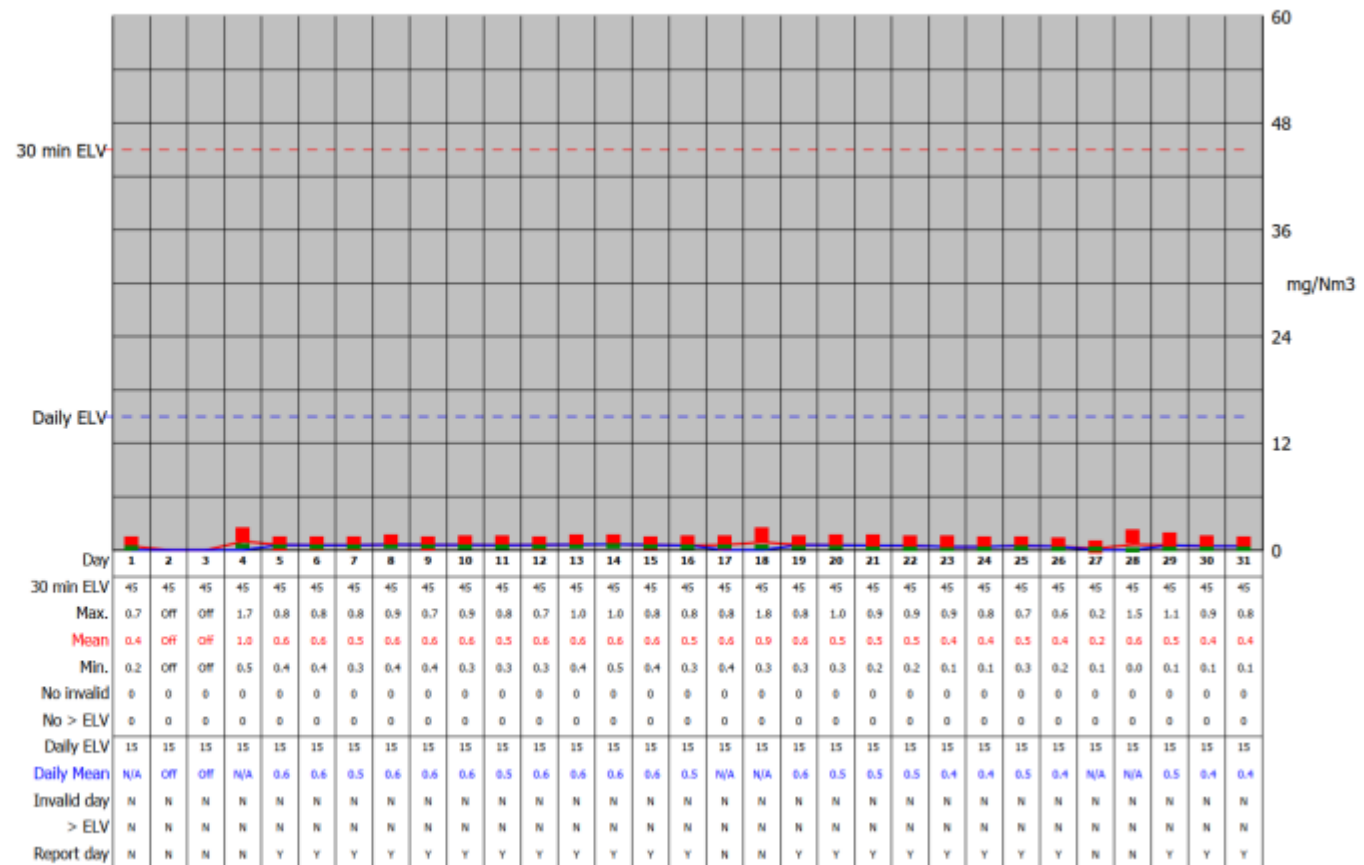
Date: **01/03/2022-31/03/2023**

Reporting of Continuously Monitored Emissions to Air for Dust, Emission Point Report for March, 2023



95th Percentile = 0.8
No. of valid averages = 1250

Month summary	
30 min ELV	
Monthly max.	1.8
Monthly mean	0.5
Monthly min.	0.0
Total invalid	0
Sum > ELV	0
Daily ELV	
Monthly max	0.6
No. invalid days	0
No. > ELV	0
No. report days	23



SignedPaul Fitzsimmons.....

Date.....26/04/2023.....

(authorised to sign as representative of **Margam Green Energy Limited**)

Permit Number: **EPR/DP3137EG**

Operator: **Margam Green Energy Limited**

Facility: **Margam Green Energy Plant**

Form Number : **Air 1**

Date: **01/03/2022-31/03/2023**